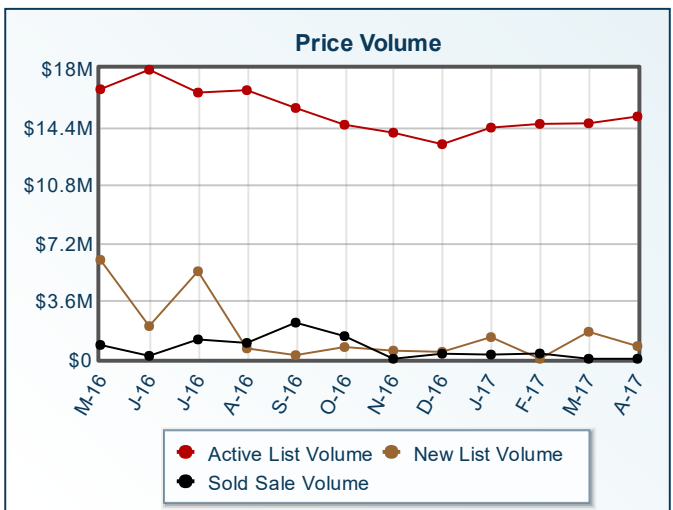
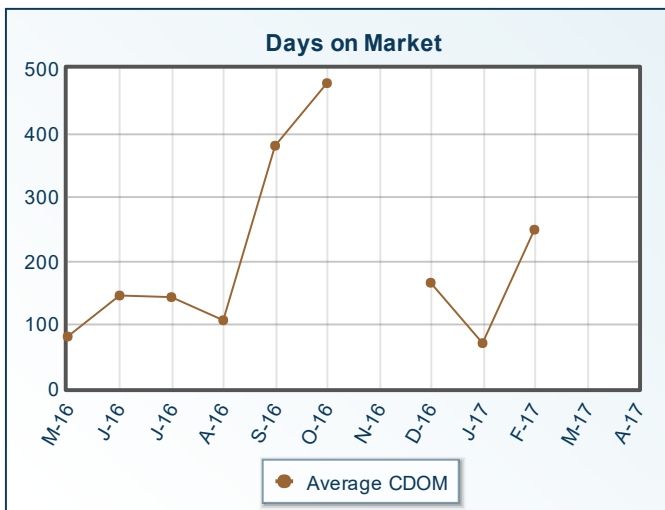
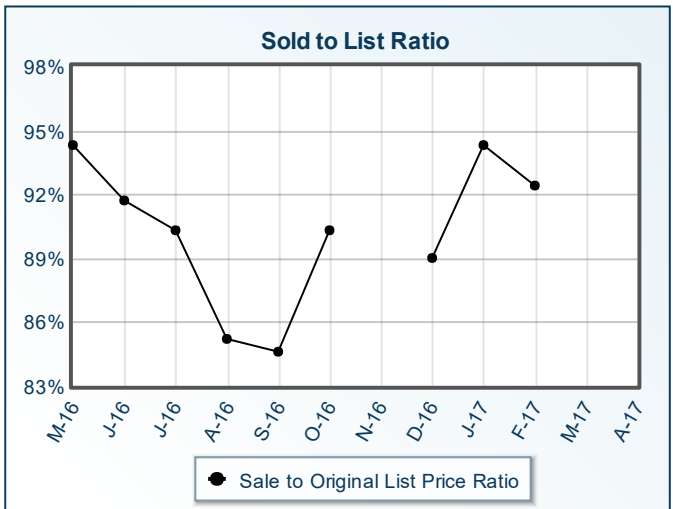
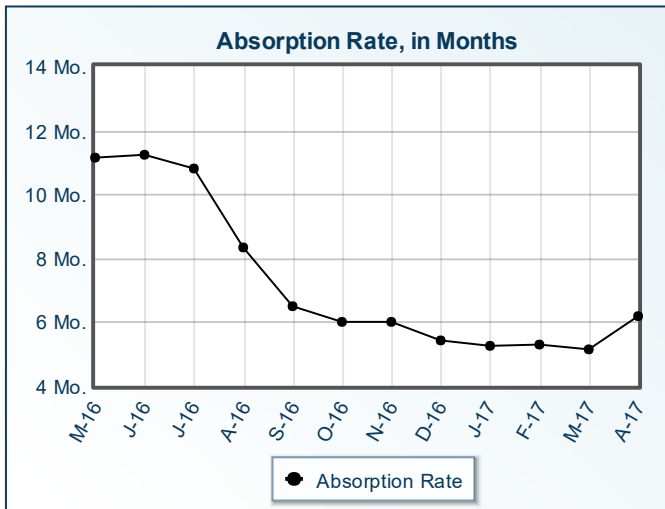
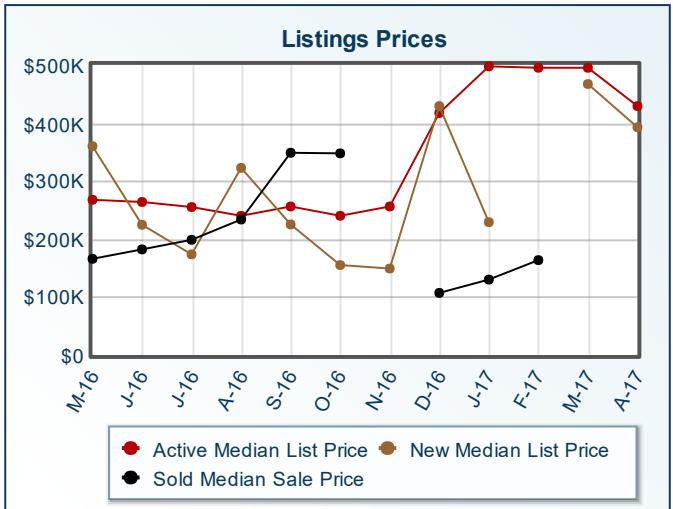
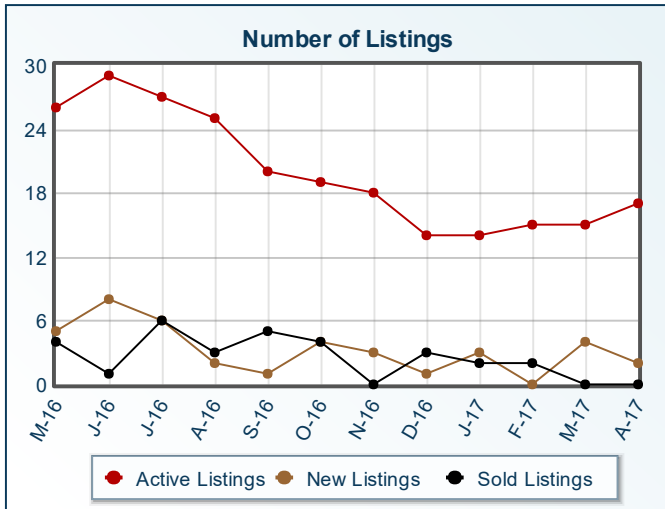


# Market Summary

Alberton Residential, April 2017



<b>Summary Statistics</b>						
	<b>Apr-17</b>	<b>Apr-16</b>	<b>% Chg</b>	<b>2017 YTD</b>	<b>2016 YTD</b>	<b>% Chg</b>
Absorption Rate	6.18	11.54	-46.45	5.46	10.75	-49.21
Average List Price	\$884,294	\$496,308	78.17	\$781,714	\$487,831	60.24
Median List Price	\$429,000	\$245,000	75.10	\$444,500	\$228,000	94.96
Average Sale Price	N/A	\$226,133	N/A	\$146,750	\$254,733	-42.39
Median Sale Price	N/A	\$128,500	N/A	\$130,000	\$136,750	-4.94
Average CDOM	N/A	164	N/A	159	171	-7.02
Median CDOM	N/A	58	N/A	113	148	-23.65

	<b>Sold Listings</b>						<b>Pending Listings</b>						
	<b>This Month</b>			<b>Year to Date</b>			<b>This Month</b>			<b>Year to Date</b>			
	<b>2017</b>	<b>2016</b>	<b>% Chg</b>	<b>2017</b>	<b>2016</b>	<b>% Chg</b>	<b>2017</b>	<b>2016</b>	<b>% Chg</b>	<b>2017</b>	<b>2016</b>	<b>% Chg</b>	
0-99,999	0	1	-100.0	0	2	-100.0	0-99,999	0	0	0.0	0	3	-100.0
100,000-149,999	0	1	-100.0	2	2	0.0	100,000-149,999	0	1	-100.0	0	3	-100.0
150,000-199,999	0	0	0.0	1	0	N/A	150,000-199,999	0	4	-100.0	0	7	-100.0
200,000-249,999	0	0	0.0	1	0	N/A	200,000-249,999	0	1	-100.0	0	4	-100.0
250,000-299,999	0	0	0.0	0	0	0.0	250,000-299,999	0	0	0.0	0	2	-100.0
300,000-349,999	0	0	0.0	0	0	0.0	300,000-349,999	0	0	0.0	0	1	-100.0
350,000-399,999	0	0	0.0	0	0	0.0	350,000-399,999	0	0	0.0	0	1	-100.0
400,000-449,999	0	0	0.0	0	0	0.0	400,000-449,999	0	0	0.0	0	0	0.0
450,000-499,999	0	1	-100.0	0	1	-100.0	450,000-499,999	0	1	-100.0	0	2	-100.0
500,000-549,999	0	0	0.0	0	0	0.0	500,000-549,999	0	0	0.0	0	0	0.0
550,000-599,999	0	0	0.0	0	0	0.0	550,000-599,999	0	0	0.0	0	1	-100.0
600,000-649,999	0	0	0.0	0	0	0.0	600,000-649,999	0	0	0.0	0	0	0.0
650,000-699,999	0	0	0.0	0	1	-100.0	650,000-699,999	0	0	0.0	0	1	-100.0
700,000-749,999	0	0	0.0	0	0	0.0	700,000-749,999	0	0	0.0	0	0	0.0
750,000-799,999	0	0	0.0	0	0	0.0	750,000-799,999	0	0	0.0	0	0	0.0
800,000-849,999	0	0	0.0	0	0	0.0	800,000-849,999	0	0	0.0	0	0	0.0
850,000-899,999	0	0	0.0	0	0	0.0	850,000-899,999	0	0	0.0	0	0	0.0
900,000-949,999	0	0	0.0	0	0	0.0	900,000-949,999	0	0	0.0	0	0	0.0
950,000-999,999	0	0	0.0	0	0	0.0	950,000-999,999	0	0	0.0	0	0	0.0
1,000,000-1,099,999	0	0	0.0	0	0	0.0	1,000,000-1,099,999	0	0	0.0	0	0	0.0
1,100,000-1,199,999	0	0	0.0	0	0	0.0	1,100,000-1,199,999	0	0	0.0	0	0	0.0
1,200,000-1,299,999	0	0	0.0	0	0	0.0	1,200,000-1,299,999	0	1	-100.0	0	1	-100.0
1,300,000-1,399,999	0	0	0.0	0	0	0.0	1,300,000-1,399,999	0	0	0.0	0	0	0.0
1,400,000-1,499,999	0	0	0.0	0	0	0.0	1,400,000-1,499,999	0	0	0.0	0	0	0.0
1,500,000-1,599,999	0	0	0.0	0	0	0.0	1,500,000-1,599,999	0	0	0.0	0	0	0.0
1,600,000-1,699,999	0	0	0.0	0	0	0.0	1,600,000-1,699,999	0	0	0.0	0	0	0.0
1,700,000-1,799,999	0	0	0.0	0	0	0.0	1,700,000-1,799,999	0	0	0.0	0	0	0.0
1,800,000-1,899,999	0	0	0.0	0	0	0.0	1,800,000-1,899,999	0	0	0.0	0	0	0.0
1,900,000-1,999,999	0	0	0.0	0	0	0.0	1,900,000-1,999,999	0	0	0.0	0	0	0.0
2,000,000-2,249,999	0	0	0.0	0	0	0.0	2,000,000-2,249,999	0	0	0.0	0	0	0.0
2,250,000-2,499,999	0	0	0.0	0	0	0.0	2,250,000-2,499,999	0	0	0.0	0	0	0.0
2,500,000-2,749,999	0	0	0.0	0	0	0.0	2,500,000-2,749,999	0	0	0.0	0	0	0.0
2,750,000-2,999,999	0	0	0.0	0	0	0.0	2,750,000-2,999,999	0	0	0.0	0	0	0.0
3,000,000-3,249,999	0	0	0.0	0	0	0.0	3,000,000-3,249,999	0	0	0.0	0	0	0.0
3,250,000-3,499,999	0	0	0.0	0	0	0.0	3,250,000-3,499,999	0	0	0.0	0	0	0.0
3,500,000-3,749,999	0	0	0.0	0	0	0.0	3,500,000-3,749,999	0	0	0.0	0	0	0.0
3,750,000-3,999,999	0	0	0.0	0	0	0.0	3,750,000-3,999,999	0	0	0.0	0	0	0.0
4,000,000-4,249,999	0	0	0.0	0	0	0.0	4,000,000-4,249,999	0	0	0.0	0	0	0.0
4,250,000-4,499,999	0	0	0.0	0	0	0.0	4,250,000-4,499,999	0	0	0.0	0	0	0.0
4,500,000-4,749,999	0	0	0.0	0	0	0.0	4,500,000-4,749,999	0	0	0.0	0	0	0.0
4,750,000-4,999,999	0	0	0.0	0	0	0.0	4,750,000-4,999,999	0	0	0.0	0	0	0.0
5,000,000+	0	0	0.0	0	0	0.0	5,000,000+	0	0	0.0	0	0	0.0
<b>Totals</b>	<b>0</b>	<b>3</b>	<b>-100.0</b>	<b>4</b>	<b>6</b>	<b>-33.3</b>	<b>Totals</b>	<b>0</b>	<b>8</b>	<b>-100.0</b>	<b>0</b>	<b>26</b>	<b>-100.0</b>

Active Listings	This Month			Year to Date			New Listings	This Month			Year to Date		
	2017	2016	% Chg	2017	2016	% Chg		2017	2016	% Chg	2017	2016	% Chg
	0-99,999	0	2	-100.0	1	7		-85.7	0-99,999	0	1	-100.0	0
100,000-149,999	0	2	-100.0	0	6	-100.0	100,000-149,999	0	0	0.0	0	4	-100.0
150,000-199,999	1	4	-75.0	2	9	-77.8	150,000-199,999	0	3	-100.0	2	6	-66.7
200,000-249,999	3	5	-40.0	3	7	-57.1	200,000-249,999	0	0	0.0	1	3	-66.7
250,000-299,999	1	2	-50.0	1	4	-75.0	250,000-299,999	0	0	0.0	0	0	0.0
300,000-349,999	2	1	100.0	2	2	0.0	300,000-349,999	1	1	0.0	1	2	-50.0
350,000-399,999	1	1	0.0	1	2	-50.0	350,000-399,999	0	0	0.0	1	0	N/A
400,000-449,999	1	0	N/A	1	0	N/A	400,000-449,999	0	0	0.0	0	0	0.0
450,000-499,999	1	3	-66.7	3	5	-40.0	450,000-499,999	1	1	0.0	1	2	-50.0
500,000-549,999	2	1	100.0	2	2	0.0	500,000-549,999	0	1	-100.0	1	2	-50.0
550,000-599,999	2	0	N/A	2	1	100.0	550,000-599,999	0	0	0.0	1	0	N/A
600,000-649,999	0	0	0.0	0	0	0.0	600,000-649,999	0	0	0.0	0	0	0.0
650,000-699,999	0	0	0.0	0	1	-100.0	650,000-699,999	0	0	0.0	0	0	0.0
700,000-749,999	0	1	-100.0	0	1	-100.0	700,000-749,999	0	0	0.0	0	0	0.0
750,000-799,999	0	0	0.0	0	0	0.0	750,000-799,999	0	0	0.0	0	0	0.0
800,000-849,999	0	0	0.0	0	0	0.0	800,000-849,999	0	0	0.0	0	0	0.0
850,000-899,999	0	0	0.0	0	0	0.0	850,000-899,999	0	0	0.0	0	0	0.0
900,000-949,999	0	0	0.0	1	1	0.0	900,000-949,999	0	1	-100.0	1	1	0.0
950,000-999,999	0	1	-100.0	0	1	-100.0	950,000-999,999	0	0	0.0	0	0	0.0
1,000,000-1,099,999	0	0	0.0	0	0	0.0	1,000,000-1,099,999	0	0	0.0	0	0	0.0
1,100,000-1,199,999	0	0	0.0	0	0	0.0	1,100,000-1,199,999	0	0	0.0	0	0	0.0
1,200,000-1,299,999	0	1	-100.0	0	1	-100.0	1,200,000-1,299,999	0	0	0.0	0	0	0.0
1,300,000-1,399,999	0	0	0.0	0	0	0.0	1,300,000-1,399,999	0	0	0.0	0	0	0.0
1,400,000-1,499,999	1	0	N/A	1	0	N/A	1,400,000-1,499,999	0	0	0.0	0	0	0.0
1,500,000-1,599,999	0	0	0.0	0	0	0.0	1,500,000-1,599,999	0	0	0.0	0	0	0.0
1,600,000-1,699,999	0	0	0.0	0	0	0.0	1,600,000-1,699,999	0	0	0.0	0	0	0.0
1,700,000-1,799,999	0	0	0.0	0	0	0.0	1,700,000-1,799,999	0	0	0.0	0	0	0.0
1,800,000-1,899,999	0	0	0.0	0	0	0.0	1,800,000-1,899,999	0	0	0.0	0	0	0.0
1,900,000-1,999,999	0	0	0.0	0	0	0.0	1,900,000-1,999,999	0	0	0.0	0	0	0.0
2,000,000-2,249,999	0	0	0.0	0	0	0.0	2,000,000-2,249,999	0	0	0.0	0	0	0.0
2,250,000-2,499,999	0	0	0.0	0	0	0.0	2,250,000-2,499,999	0	0	0.0	0	0	0.0
2,500,000-2,749,999	0	0	0.0	0	0	0.0	2,500,000-2,749,999	0	0	0.0	0	0	0.0
2,750,000-2,999,999	0	0	0.0	0	0	0.0	2,750,000-2,999,999	0	0	0.0	0	0	0.0
3,000,000-3,249,999	0	0	0.0	0	0	0.0	3,000,000-3,249,999	0	0	0.0	0	0	0.0
3,250,000-3,499,999	0	0	0.0	0	0	0.0	3,250,000-3,499,999	0	0	0.0	0	0	0.0
3,500,000-3,749,999	1	0	N/A	1	0	N/A	3,500,000-3,749,999	0	0	0.0	0	0	0.0
3,750,000-3,999,999	0	1	-100.0	0	1	-100.0	3,750,000-3,999,999	0	0	0.0	0	0	0.0
4,000,000-4,249,999	0	0	0.0	0	0	0.0	4,000,000-4,249,999	0	0	0.0	0	0	0.0
4,250,000-4,499,999	0	0	0.0	0	0	0.0	4,250,000-4,499,999	0	0	0.0	0	0	0.0
4,500,000-4,749,999	0	0	0.0	0	0	0.0	4,500,000-4,749,999	0	0	0.0	0	0	0.0
4,750,000-4,999,999	1	0	N/A	1	0	N/A	4,750,000-4,999,999	0	0	0.0	0	0	0.0
5,000,000+	0	0	0.0	0	1	-100.0	5,000,000+	0	0	0.0	0	0	0.0
Totals	17	25	-32.0	22	52	-57.7	Totals	2	8	-75.0	9	23	-60.9

All information is subject to change, is deemed reliable but is not guaranteed, and should be independently verified. The information being provided is for consumers' personal, non-commercial use and may not be used for any other purpose other than to identify prospective properties consumers may be interested in purchasing. © 2017 Montana Regional MLS, LLC and FBS. All Rights Reserved. Prepared by Rhiannon Coburn on Wednesday, May 03, 2017 4:36 PM.