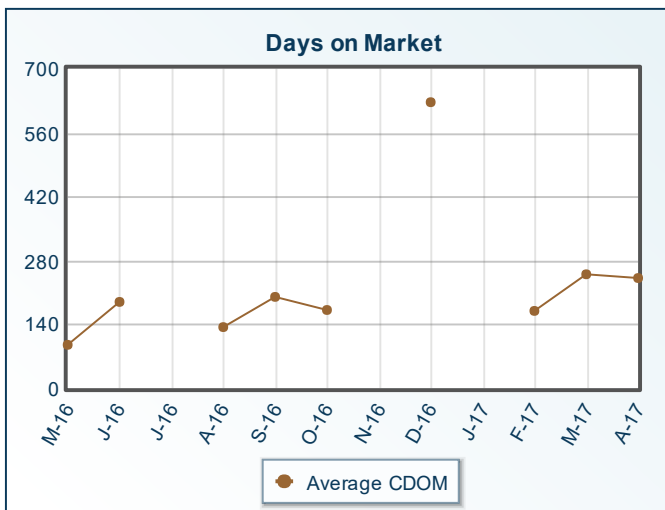
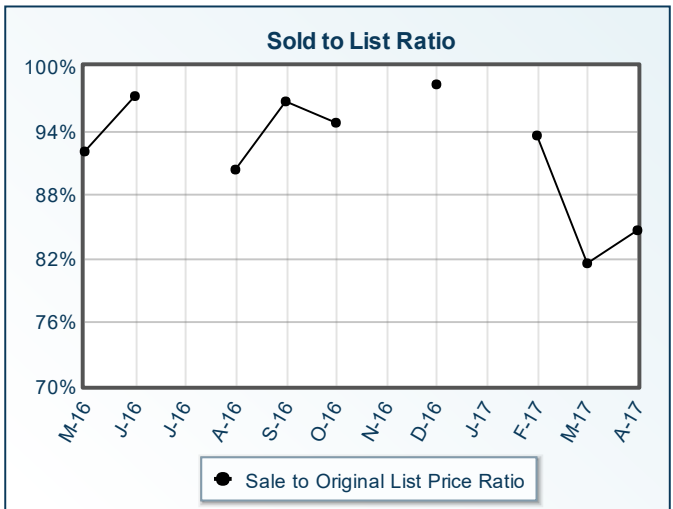
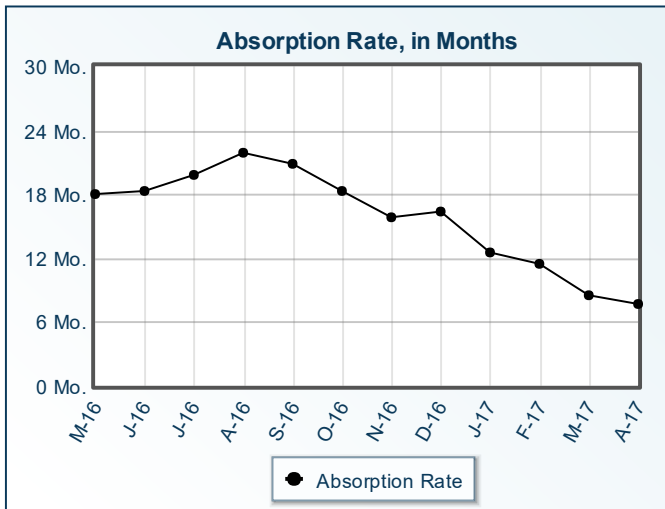
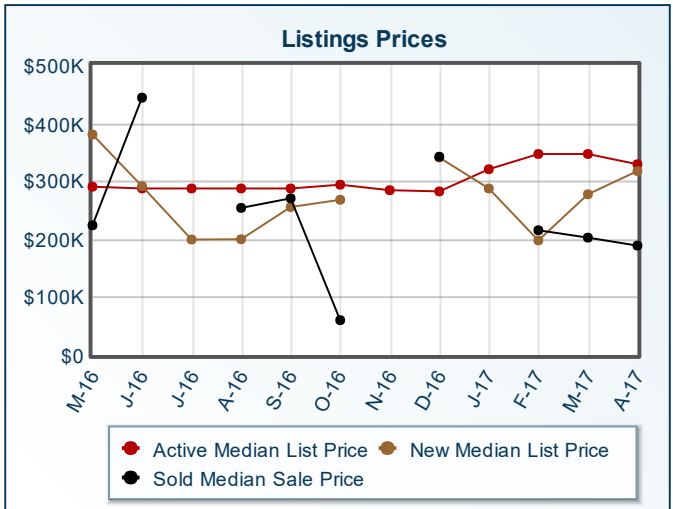
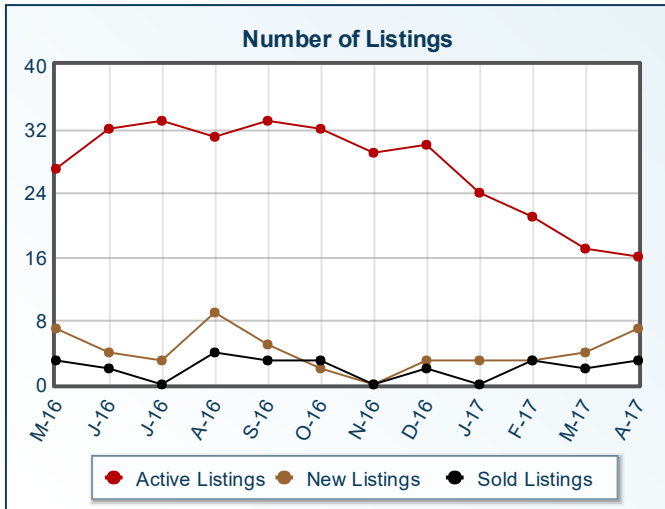


Market Summary

Clinton Residential, April 2017



Summary Statistics						
	Apr-17	Apr-16	% Chg	2017 YTD	2016 YTD	% Chg
Absorption Rate	7.68	14.67	-47.65	10.04	14.27	-29.64
Average List Price	\$564,627	\$867,695	-34.93	\$474,968	\$522,267	-9.06
Median List Price	\$328,700	\$369,000	-10.92	\$292,484	\$275,000	6.36
Average Sale Price	\$239,500	\$144,566	65.67	\$222,875	\$172,283	29.37
Median Sale Price	\$188,500	\$139,900	34.74	\$201,750	\$177,450	13.69
Average CDOM	241	68	254.41	216	115	87.83
Median CDOM	321	64	401.56	226	71	218.31

	Sold Listings						Pending Listings					
	This Month			Year to Date			This Month			Year to Date		
	2017	2016	% Chg	2017	2016	% Chg	2017	2016	% Chg	2017	2016	% Chg
0-99,999	1	1	0.0	1	2	-50.0	0	0	0.0	0	4	-100.0
100,000-149,999	0	1	-100.0	1	1	0.0	0	1	-100.0	1	6	-83.3
150,000-199,999	1	0	N/A	2	0	N/A	0	1	-100.0	3	1	200.0
200,000-249,999	0	1	-100.0	1	2	-50.0	1	0	N/A	2	5	-60.0
250,000-299,999	0	0	0.0	2	1	100.0	0	0	0.0	2	3	-33.3
300,000-349,999	0	0	0.0	0	0	0.0	1	2	-50.0	2	5	-60.0
350,000-399,999	0	0	0.0	0	0	0.0	0	0	0.0	0	0	0.0
400,000-449,999	1	0	N/A	1	0	N/A	0	0	0.0	0	1	-100.0
450,000-499,999	0	0	0.0	0	0	0.0	0	0	0.0	0	0	0.0
500,000-549,999	0	0	0.0	0	0	0.0	0	0	0.0	0	0	0.0
550,000-599,999	0	0	0.0	0	0	0.0	0	0	0.0	0	1	-100.0
600,000-649,999	0	0	0.0	0	0	0.0	0	0	0.0	0	0	0.0
650,000-699,999	0	0	0.0	0	0	0.0	0	0	0.0	0	0	0.0
700,000-749,999	0	0	0.0	0	0	0.0	0	0	0.0	0	1	-100.0
750,000-799,999	0	0	0.0	0	0	0.0	0	0	0.0	0	0	0.0
800,000-849,999	0	0	0.0	0	0	0.0	0	0	0.0	0	0	0.0
850,000-899,999	0	0	0.0	0	0	0.0	0	0	0.0	0	0	0.0
900,000-949,999	0	0	0.0	0	0	0.0	0	0	0.0	0	0	0.0
950,000-999,999	0	0	0.0	0	0	0.0	0	0	0.0	0	0	0.0
1,000,000-1,099,999	0	0	0.0	0	0	0.0	0	0	0.0	0	0	0.0
1,100,000-1,199,999	0	0	0.0	0	0	0.0	0	0	0.0	0	0	0.0
1,200,000-1,299,999	0	0	0.0	0	0	0.0	0	0	0.0	0	1	-100.0
1,300,000-1,399,999	0	0	0.0	0	0	0.0	0	0	0.0	0	0	0.0
1,400,000-1,499,999	0	0	0.0	0	0	0.0	0	0	0.0	0	0	0.0
1,500,000-1,599,999	0	0	0.0	0	0	0.0	0	0	0.0	0	0	0.0
1,600,000-1,699,999	0	0	0.0	0	0	0.0	0	0	0.0	0	0	0.0
1,700,000-1,799,999	0	0	0.0	0	0	0.0	0	0	0.0	0	0	0.0
1,800,000-1,899,999	0	0	0.0	0	0	0.0	0	0	0.0	0	0	0.0
1,900,000-1,999,999	0	0	0.0	0	0	0.0	0	0	0.0	0	0	0.0
2,000,000-2,249,999	0	0	0.0	0	0	0.0	0	0	0.0	0	0	0.0
2,250,000-2,499,999	0	0	0.0	0	0	0.0	0	0	0.0	0	0	0.0
2,500,000-2,749,999	0	0	0.0	0	0	0.0	0	0	0.0	0	0	0.0
2,750,000-2,999,999	0	0	0.0	0	0	0.0	0	0	0.0	0	0	0.0
3,000,000-3,249,999	0	0	0.0	0	0	0.0	0	0	0.0	0	0	0.0
3,250,000-3,499,999	0	0	0.0	0	0	0.0	0	0	0.0	0	0	0.0
3,500,000-3,749,999	0	0	0.0	0	0	0.0	0	0	0.0	0	0	0.0
3,750,000-3,999,999	0	0	0.0	0	0	0.0	0	0	0.0	0	0	0.0
4,000,000-4,249,999	0	0	0.0	0	0	0.0	0	0	0.0	0	0	0.0
4,250,000-4,499,999	0	0	0.0	0	0	0.0	0	0	0.0	0	0	0.0
4,500,000-4,749,999	0	0	0.0	0	0	0.0	0	0	0.0	0	0	0.0
4,750,000-4,999,999	0	0	0.0	0	0	0.0	0	0	0.0	0	0	0.0
5,000,000+	0	0	0.0	0	0	0.0	0	0	0.0	0	0	0.0
Totals	3	3	0.0	8	6	33.3	2	4	-50.0	10	28	-64.3

Active Listings	This Month			Year to Date			New Listings	This Month			Year to Date		
	2017	2016	% Chg	2017	2016	% Chg		2017	2016	% Chg	2017	2016	% Chg
	0-99,999	0	1	-100.0	0	5		-100.0	0-99,999	0	0	0.0	0
100,000-149,999	1	1	0.0	2	7	-71.4	100,000-149,999	0	0	0.0	0	4	-100.0
150,000-199,999	2	3	-33.3	8	3	166.7	150,000-199,999	0	1	-100.0	3	1	200.0
200,000-249,999	2	0	N/A	3	6	-50.0	200,000-249,999	1	1	0.0	2	3	-33.3
250,000-299,999	2	4	-50.0	8	14	-42.9	250,000-299,999	2	6	-66.7	6	9	-33.3
300,000-349,999	3	1	200.0	5	5	0.0	300,000-349,999	1	0	N/A	2	3	-33.3
350,000-399,999	3	5	-40.0	3	5	-40.0	350,000-399,999	0	0	0.0	0	0	0.0
400,000-449,999	0	1	-100.0	0	2	-100.0	400,000-449,999	0	0	0.0	0	0	0.0
450,000-499,999	0	0	0.0	2	0	N/A	450,000-499,999	1	0	N/A	1	0	N/A
500,000-549,999	0	0	0.0	0	0	0.0	500,000-549,999	0	0	0.0	0	0	0.0
550,000-599,999	0	0	0.0	1	1	0.0	550,000-599,999	1	0	N/A	1	0	N/A
600,000-649,999	0	0	0.0	0	0	0.0	600,000-649,999	0	0	0.0	0	0	0.0
650,000-699,999	1	2	-50.0	3	2	50.0	650,000-699,999	0	0	0.0	1	2	-50.0
700,000-749,999	0	0	0.0	0	1	-100.0	700,000-749,999	0	0	0.0	0	0	0.0
750,000-799,999	0	1	-100.0	0	1	-100.0	750,000-799,999	0	0	0.0	0	0	0.0
800,000-849,999	0	0	0.0	0	0	0.0	800,000-849,999	0	0	0.0	0	0	0.0
850,000-899,999	0	0	0.0	0	0	0.0	850,000-899,999	0	0	0.0	0	0	0.0
900,000-949,999	0	0	0.0	0	0	0.0	900,000-949,999	0	0	0.0	0	0	0.0
950,000-999,999	0	0	0.0	2	1	100.0	950,000-999,999	1	1	0.0	1	1	0.0
1,000,000-1,099,999	0	0	0.0	0	0	0.0	1,000,000-1,099,999	0	0	0.0	0	0	0.0
1,100,000-1,199,999	0	0	0.0	0	0	0.0	1,100,000-1,199,999	0	0	0.0	0	0	0.0
1,200,000-1,299,999	0	0	0.0	0	0	0.0	1,200,000-1,299,999	0	0	0.0	0	0	0.0
1,300,000-1,399,999	0	0	0.0	0	0	0.0	1,300,000-1,399,999	0	0	0.0	0	0	0.0
1,400,000-1,499,999	0	2	-100.0	1	3	-66.7	1,400,000-1,499,999	0	1	-100.0	0	2	-100.0
1,500,000-1,599,999	0	0	0.0	0	0	0.0	1,500,000-1,599,999	0	0	0.0	0	0	0.0
1,600,000-1,699,999	0	0	0.0	0	0	0.0	1,600,000-1,699,999	0	0	0.0	0	0	0.0
1,700,000-1,799,999	1	0	N/A	1	0	N/A	1,700,000-1,799,999	0	0	0.0	0	0	0.0
1,800,000-1,899,999	0	0	0.0	0	0	0.0	1,800,000-1,899,999	0	0	0.0	0	0	0.0
1,900,000-1,999,999	0	0	0.0	0	0	0.0	1,900,000-1,999,999	0	0	0.0	0	0	0.0
2,000,000-2,249,999	0	0	0.0	0	0	0.0	2,000,000-2,249,999	0	0	0.0	0	0	0.0
2,250,000-2,499,999	0	0	0.0	0	0	0.0	2,250,000-2,499,999	0	0	0.0	0	0	0.0
2,500,000-2,749,999	0	0	0.0	0	0	0.0	2,500,000-2,749,999	0	0	0.0	0	0	0.0
2,750,000-2,999,999	1	0	N/A	1	0	N/A	2,750,000-2,999,999	0	0	0.0	0	0	0.0
3,000,000-3,249,999	0	0	0.0	0	0	0.0	3,000,000-3,249,999	0	0	0.0	0	0	0.0
3,250,000-3,499,999	0	0	0.0	0	0	0.0	3,250,000-3,499,999	0	0	0.0	0	0	0.0
3,500,000-3,749,999	0	0	0.0	0	0	0.0	3,500,000-3,749,999	0	0	0.0	0	0	0.0
3,750,000-3,999,999	0	0	0.0	0	0	0.0	3,750,000-3,999,999	0	0	0.0	0	0	0.0
4,000,000-4,249,999	0	0	0.0	0	0	0.0	4,000,000-4,249,999	0	0	0.0	0	0	0.0
4,250,000-4,499,999	0	0	0.0	0	0	0.0	4,250,000-4,499,999	0	0	0.0	0	0	0.0
4,500,000-4,749,999	0	0	0.0	0	0	0.0	4,500,000-4,749,999	0	0	0.0	0	0	0.0
4,750,000-4,999,999	0	0	0.0	0	0	0.0	4,750,000-4,999,999	0	0	0.0	0	0	0.0
5,000,000+	0	1	-100.0	0	1	-100.0	5,000,000+	0	0	0.0	0	0	0.0
Totals	16	22	-27.3	40	57	-29.8	Totals	7	10	-30.0	17	27	-37.0

All information is subject to change, is deemed reliable but is not guaranteed, and should be independently verified. The information being provided is for consumers' personal, non-commercial use and may not be used for any other purpose other than to identify prospective properties consumers may be interested in purchasing. © 2017 Montana Regional MLS, LLC and FBS. All Rights Reserved. Prepared by Rhiannon Coburn on Wednesday, May 03, 2017 4:37 PM.