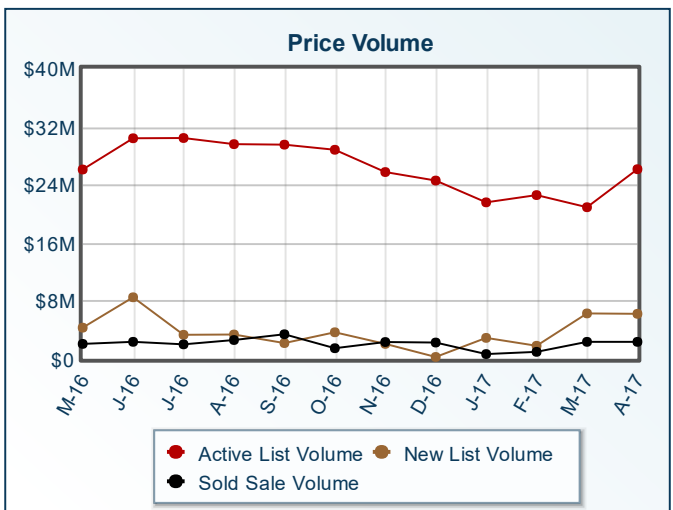
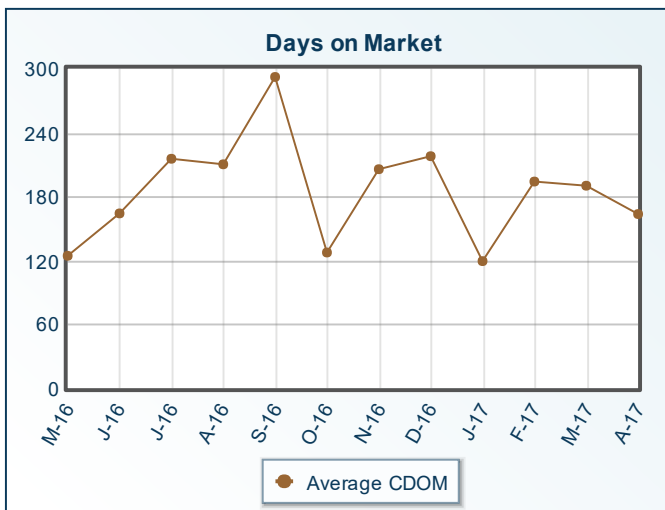
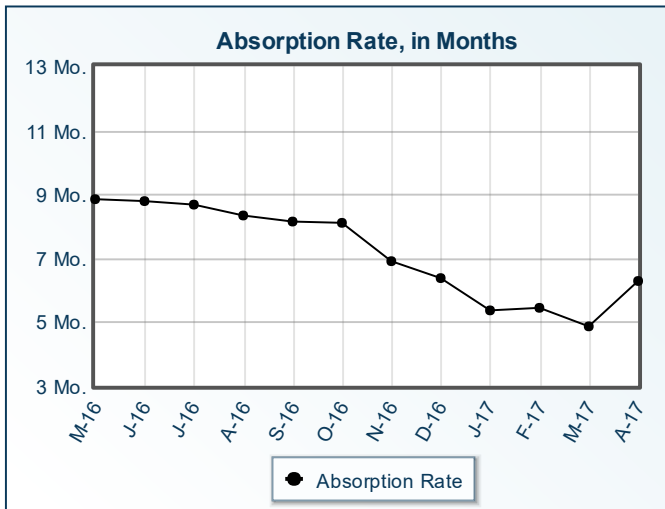
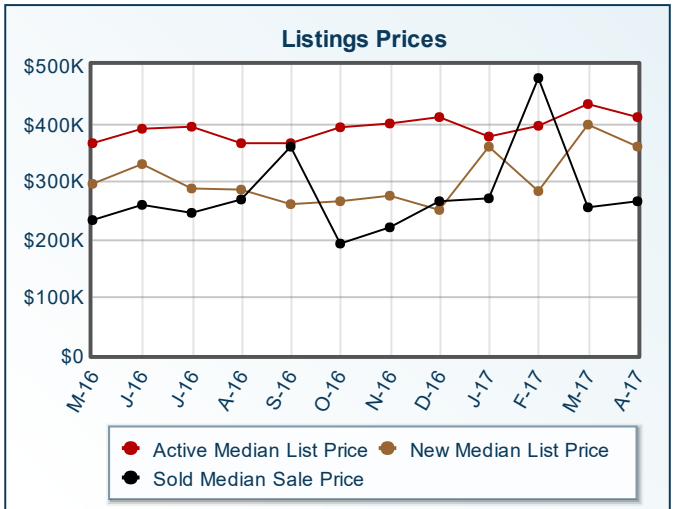
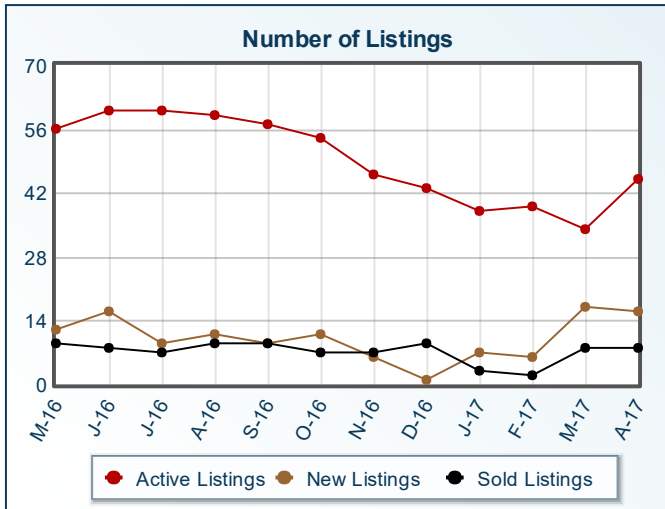


# Market Summary

Corvallis Residential, April 2017



<b>Summary Statistics</b>						
	<b>Apr-17</b>	<b>Apr-16</b>	<b>% Chg</b>	<b>2017 YTD</b>	<b>2016 YTD</b>	<b>% Chg</b>
Absorption Rate	6.28	9.24	-32.03	5.49	8.37	-34.41
Average List Price	\$580,838	\$406,259	42.97	\$460,179	\$402,766	14.25
Median List Price	\$410,000	\$329,000	24.62	\$354,000	\$302,450	17.04
Average Sale Price	\$291,538	\$266,219	9.51	\$298,529	\$253,313	17.85
Median Sale Price	\$264,950	\$194,426	36.27	\$265,000	\$221,500	19.64
Average CDOM	163	173	-5.78	170	166	2.41
Median CDOM	145	98	47.96	144	98	46.94

	<b>Sold Listings</b>						<b>Pending Listings</b>					
	<b>This Month</b>			<b>Year to Date</b>			<b>This Month</b>			<b>Year to Date</b>		
	<b>2017</b>	<b>2016</b>	<b>% Chg</b>	<b>2017</b>	<b>2016</b>	<b>% Chg</b>	<b>2017</b>	<b>2016</b>	<b>% Chg</b>	<b>2017</b>	<b>2016</b>	<b>% Chg</b>
0-99,999	0	2	-100.0	1	2	-50.0	0	0	0.0	0	1	-100.0
100,000-149,999	0	0	0.0	0	0	0.0	0	2	-100.0	1	3	-66.7
150,000-199,999	0	2	-100.0	1	6	-83.3	0	1	-100.0	3	12	-75.0
200,000-249,999	4	1	300.0	8	4	100.0	4	3	33.3	10	12	-16.7
250,000-299,999	1	1	0.0	4	3	33.3	3	1	200.0	9	10	-10.0
300,000-349,999	1	1	0.0	3	2	50.0	0	0	0.0	4	5	-20.0
350,000-399,999	1	0	N/A	1	2	-50.0	1	1	0.0	2	3	-33.3
400,000-449,999	0	0	0.0	0	0	0.0	1	0	N/A	1	4	-75.0
450,000-499,999	1	0	N/A	1	0	N/A	0	1	-100.0	2	1	100.0
500,000-549,999	0	0	0.0	0	0	0.0	0	0	0.0	0	0	0.0
550,000-599,999	0	0	0.0	0	0	0.0	1	0	N/A	1	1	0.0
600,000-649,999	0	0	0.0	1	0	N/A	0	0	0.0	1	0	N/A
650,000-699,999	0	0	0.0	0	0	0.0	0	0	0.0	0	2	-100.0
700,000-749,999	0	0	0.0	1	0	N/A	0	0	0.0	0	3	-100.0
750,000-799,999	0	1	-100.0	0	1	-100.0	0	0	0.0	0	2	-100.0
800,000-849,999	0	0	0.0	0	0	0.0	0	0	0.0	0	1	-100.0
850,000-899,999	0	0	0.0	0	0	0.0	0	0	0.0	0	1	-100.0
900,000-949,999	0	0	0.0	0	0	0.0	0	0	0.0	0	0	0.0
950,000-999,999	0	0	0.0	0	0	0.0	0	0	0.0	0	0	0.0
1,000,000-1,099,999	0	0	0.0	0	0	0.0	0	0	0.0	0	0	0.0
1,100,000-1,199,999	0	0	0.0	0	0	0.0	0	0	0.0	0	0	0.0
1,200,000-1,299,999	0	0	0.0	0	0	0.0	0	0	0.0	0	0	0.0
1,300,000-1,399,999	0	0	0.0	0	0	0.0	0	0	0.0	0	0	0.0
1,400,000-1,499,999	0	0	0.0	0	0	0.0	0	0	0.0	0	0	0.0
1,500,000-1,599,999	0	0	0.0	0	0	0.0	0	0	0.0	0	0	0.0
1,600,000-1,699,999	0	0	0.0	0	0	0.0	0	0	0.0	0	0	0.0
1,700,000-1,799,999	0	0	0.0	0	0	0.0	0	0	0.0	0	0	0.0
1,800,000-1,899,999	0	0	0.0	0	0	0.0	0	0	0.0	0	0	0.0
1,900,000-1,999,999	0	0	0.0	0	0	0.0	0	0	0.0	0	0	0.0
2,000,000-2,249,999	0	0	0.0	0	0	0.0	0	0	0.0	0	0	0.0
2,250,000-2,499,999	0	0	0.0	0	0	0.0	0	0	0.0	0	0	0.0
2,500,000-2,749,999	0	0	0.0	0	0	0.0	0	0	0.0	0	0	0.0
2,750,000-2,999,999	0	0	0.0	0	0	0.0	0	0	0.0	0	0	0.0
3,000,000-3,249,999	0	0	0.0	0	0	0.0	0	0	0.0	0	0	0.0
3,250,000-3,499,999	0	0	0.0	0	0	0.0	0	0	0.0	0	0	0.0
3,500,000-3,749,999	0	0	0.0	0	0	0.0	0	0	0.0	0	0	0.0
3,750,000-3,999,999	0	0	0.0	0	0	0.0	0	0	0.0	0	0	0.0
4,000,000-4,249,999	0	0	0.0	0	0	0.0	0	0	0.0	0	0	0.0
4,250,000-4,499,999	0	0	0.0	0	0	0.0	0	0	0.0	0	0	0.0
4,500,000-4,749,999	0	0	0.0	0	0	0.0	0	0	0.0	0	0	0.0
4,750,000-4,999,999	0	0	0.0	0	0	0.0	0	0	0.0	0	0	0.0
5,000,000+	0	0	0.0	0	0	0.0	0	0	0.0	0	0	0.0
<b>Totals</b>	<b>8</b>	<b>8</b>	<b>0.0</b>	<b>21</b>	<b>20</b>	<b>5.0</b>	<b>10</b>	<b>9</b>	<b>11.1</b>	<b>34</b>	<b>61</b>	<b>-44.3</b>

Active Listings	This Month			Year to Date			New Listings	This Month			Year to Date		
	2017	2016	% Chg	2017	2016	% Chg		2017	2016	% Chg	2017	2016	% Chg
	0-99,999	0	0	0.0	0	1		-100.0	0-99,999	0	0	0.0	0
100,000-149,999	0	2	-100.0	1	2	-50.0	100,000-149,999	0	1	-100.0	1	2	-50.0
150,000-199,999	1	6	-83.3	5	19	-73.7	150,000-199,999	1	1	0.0	3	5	-40.0
200,000-249,999	7	6	16.7	14	14	0.0	200,000-249,999	4	1	300.0	9	8	12.5
250,000-299,999	4	14	-71.4	14	20	-30.0	250,000-299,999	2	2	0.0	6	8	-25.0
300,000-349,999	2	3	-33.3	7	10	-30.0	300,000-349,999	1	3	-66.7	4	7	-42.9
350,000-399,999	6	5	20.0	7	10	-30.0	350,000-399,999	1	4	-75.0	6	4	50.0
400,000-449,999	6	7	-14.3	10	8	25.0	400,000-449,999	3	1	200.0	7	3	133.3
450,000-499,999	2	3	-33.3	5	5	0.0	450,000-499,999	1	0	N/A	3	1	200.0
500,000-549,999	1	1	0.0	2	1	100.0	500,000-549,999	1	0	N/A	1	0	N/A
550,000-599,999	3	2	50.0	3	3	0.0	550,000-599,999	1	0	N/A	2	1	100.0
600,000-649,999	2	3	-33.3	3	4	-25.0	600,000-649,999	0	1	-100.0	2	2	0.0
650,000-699,999	1	0	N/A	1	2	-50.0	650,000-699,999	0	0	0.0	0	0	0.0
700,000-749,999	1	1	0.0	1	4	-75.0	700,000-749,999	0	0	0.0	1	0	N/A
750,000-799,999	1	0	N/A	1	2	-50.0	750,000-799,999	0	0	0.0	0	0	0.0
800,000-849,999	0	0	0.0	0	1	-100.0	800,000-849,999	0	0	0.0	0	0	0.0
850,000-899,999	1	1	0.0	1	2	-50.0	850,000-899,999	0	0	0.0	0	0	0.0
900,000-949,999	1	0	N/A	1	0	N/A	900,000-949,999	1	0	N/A	1	0	N/A
950,000-999,999	0	0	0.0	0	0	0.0	950,000-999,999	0	0	0.0	0	0	0.0
1,000,000-1,099,999	0	0	0.0	0	0	0.0	1,000,000-1,099,999	0	0	0.0	0	0	0.0
1,100,000-1,199,999	1	0	N/A	1	0	N/A	1,100,000-1,199,999	0	0	0.0	0	0	0.0
1,200,000-1,299,999	1	1	0.0	1	1	0.0	1,200,000-1,299,999	0	0	0.0	0	0	0.0
1,300,000-1,399,999	1	0	N/A	1	0	N/A	1,300,000-1,399,999	0	0	0.0	0	0	0.0
1,400,000-1,499,999	1	2	-50.0	1	2	-50.0	1,400,000-1,499,999	0	0	0.0	0	0	0.0
1,500,000-1,599,999	1	0	N/A	1	0	N/A	1,500,000-1,599,999	0	0	0.0	0	0	0.0
1,600,000-1,699,999	0	0	0.0	0	0	0.0	1,600,000-1,699,999	0	0	0.0	0	0	0.0
1,700,000-1,799,999	0	0	0.0	0	0	0.0	1,700,000-1,799,999	0	0	0.0	0	0	0.0
1,800,000-1,899,999	0	0	0.0	0	0	0.0	1,800,000-1,899,999	0	0	0.0	0	0	0.0
1,900,000-1,999,999	0	0	0.0	0	0	0.0	1,900,000-1,999,999	0	0	0.0	0	0	0.0
2,000,000-2,249,999	0	0	0.0	0	0	0.0	2,000,000-2,249,999	0	0	0.0	0	0	0.0
2,250,000-2,499,999	1	0	N/A	1	1	0.0	2,250,000-2,499,999	0	1	-100.0	0	1	-100.0
2,500,000-2,749,999	0	0	0.0	0	0	0.0	2,500,000-2,749,999	0	0	0.0	0	0	0.0
2,750,000-2,999,999	0	0	0.0	0	0	0.0	2,750,000-2,999,999	0	0	0.0	0	0	0.0
3,000,000-3,249,999	0	0	0.0	0	0	0.0	3,000,000-3,249,999	0	0	0.0	0	0	0.0
3,250,000-3,499,999	0	0	0.0	0	0	0.0	3,250,000-3,499,999	0	0	0.0	0	0	0.0
3,500,000-3,749,999	0	0	0.0	0	0	0.0	3,500,000-3,749,999	0	0	0.0	0	0	0.0
3,750,000-3,999,999	0	0	0.0	0	0	0.0	3,750,000-3,999,999	0	0	0.0	0	0	0.0
4,000,000-4,249,999	0	0	0.0	0	0	0.0	4,000,000-4,249,999	0	0	0.0	0	0	0.0
4,250,000-4,499,999	0	0	0.0	0	0	0.0	4,250,000-4,499,999	0	0	0.0	0	0	0.0
4,500,000-4,749,999	0	0	0.0	0	0	0.0	4,500,000-4,749,999	0	0	0.0	0	0	0.0
4,750,000-4,999,999	0	0	0.0	0	0	0.0	4,750,000-4,999,999	0	0	0.0	0	0	0.0
5,000,000+	0	0	0.0	0	0	0.0	5,000,000+	0	0	0.0	0	0	0.0
<b>Totals</b>	<b>45</b>	<b>57</b>	<b>-21.1</b>	<b>82</b>	<b>112</b>	<b>-26.8</b>	<b>Totals</b>	<b>16</b>	<b>15</b>	<b>6.7</b>	<b>46</b>	<b>43</b>	<b>7.0</b>

All information is subject to change, is deemed reliable but is not guaranteed, and should be independently verified. The information being provided is for consumers' personal, non-commercial use and may not be used for any other purpose other than to identify prospective properties consumers may be interested in purchasing. © 2017 Montana Regional MLS, LLC and FBS. All Rights Reserved. Prepared by Rhiannon Coburn on Wednesday, May 03, 2017 4:33 PM.