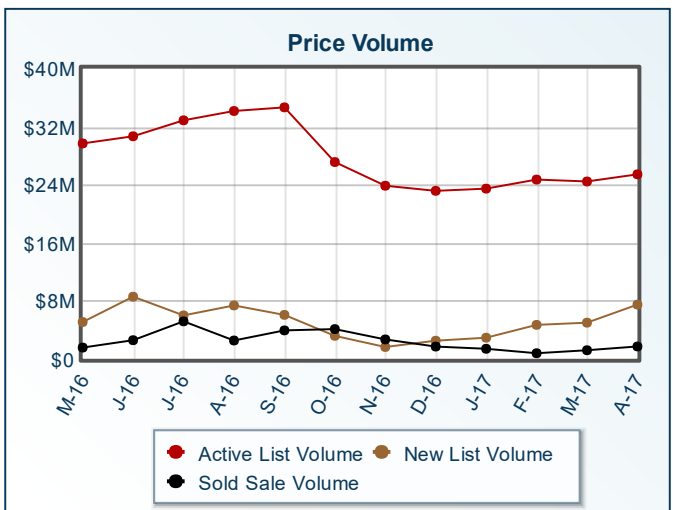
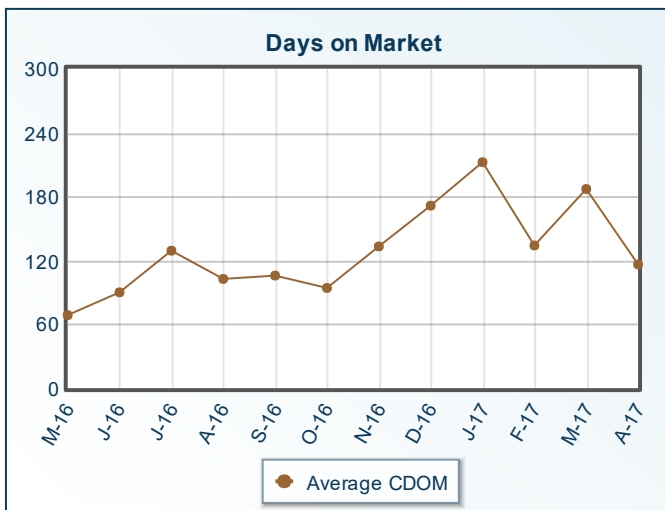
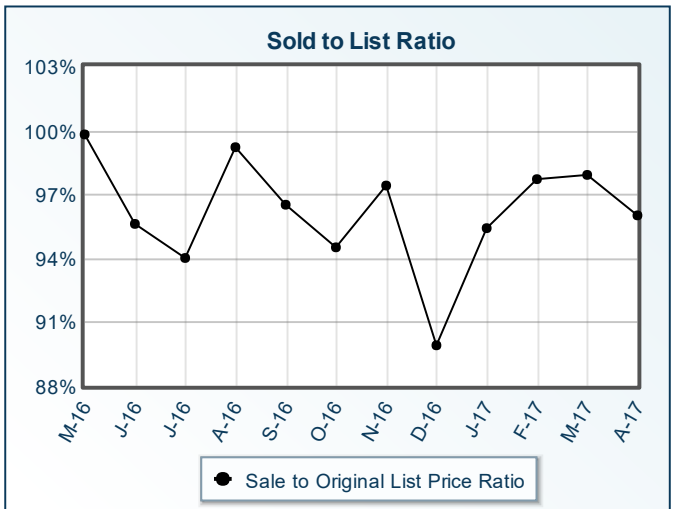
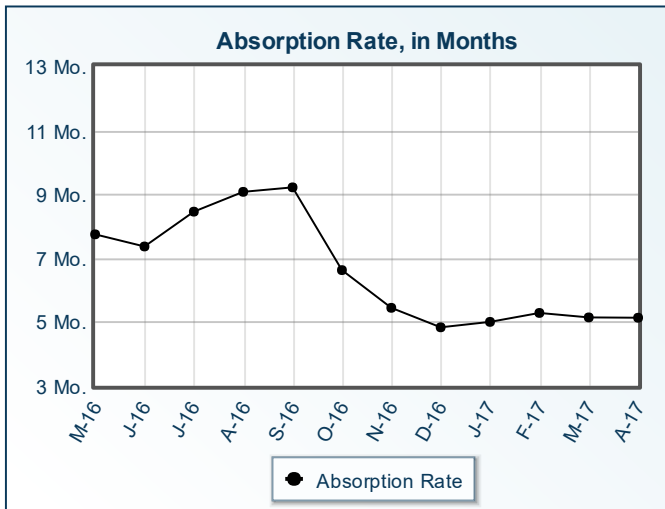
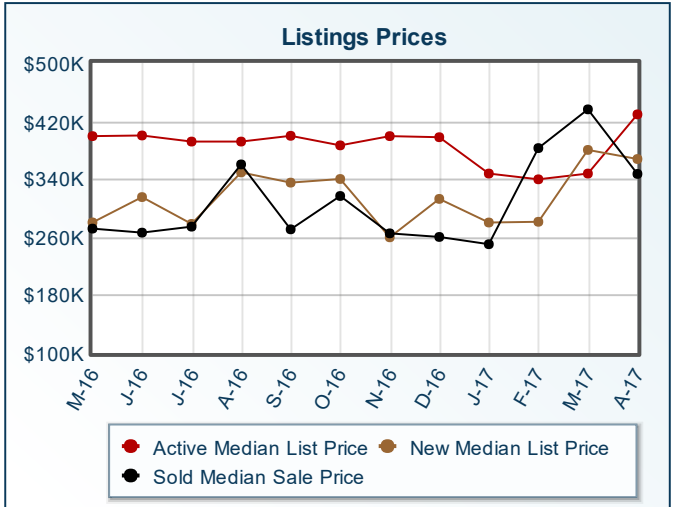
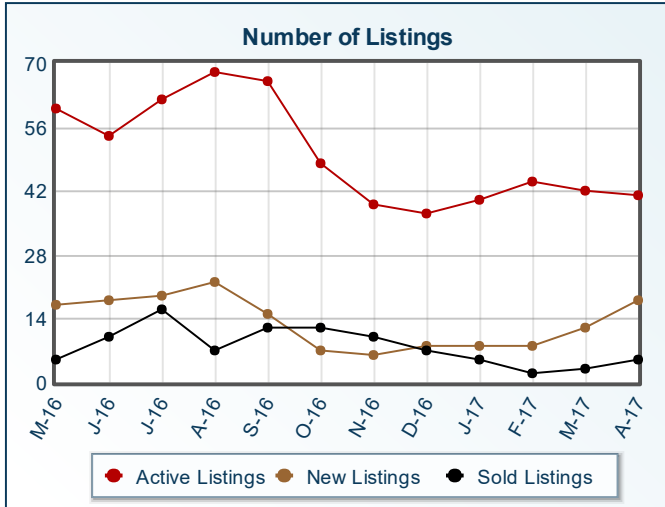


Market Summary

Florence Residential, April 2017



Summary Statistics						
	Apr-17	Apr-16	% Chg	2017 YTD	2016 YTD	% Chg
Absorption Rate	5.13	6.68	-23.20	5.14	5.56	-7.55
Average List Price	\$620,237	\$482,748	28.48	\$507,912	\$465,463	9.12
Median List Price	\$429,000	\$337,500	27.11	\$344,900	\$349,900	-1.43
Average Sale Price	\$339,680	\$277,221	22.53	\$334,587	\$271,432	23.27
Median Sale Price	\$346,900	\$257,500	34.72	\$346,900	\$265,000	30.91
Average CDOM	116	181	-35.91	164	158	3.80
Median CDOM	55	79	-30.38	99	103	-3.88

	Sold Listings						Pending Listings					
	This Month			Year to Date			This Month			Year to Date		
	2017	2016	% Chg	2017	2016	% Chg	2017	2016	% Chg	2017	2016	% Chg
0-99,999	0	0	0.0	0	1	-100.0	0	0	0.0	0	1	-100.0
100,000-149,999	0	0	0.0	0	0	0.0	0	0	0.0	0	3	-100.0
150,000-199,999	0	0	0.0	1	2	-50.0	0	0	0.0	0	6	-100.0
200,000-249,999	0	3	-100.0	1	4	-75.0	1	2	-50.0	1	4	-75.0
250,000-299,999	1	2	-50.0	4	4	0.0	6	5	20.0	11	13	-15.4
300,000-349,999	2	1	100.0	2	3	-33.3	1	0	N/A	4	8	-50.0
350,000-399,999	2	1	100.0	4	2	100.0	2	2	0.0	5	6	-16.7
400,000-449,999	0	0	0.0	2	0	N/A	1	0	N/A	2	2	0.0
450,000-499,999	0	0	0.0	1	0	N/A	1	0	N/A	1	2	-50.0
500,000-549,999	0	0	0.0	0	1	-100.0	0	0	0.0	1	2	-50.0
550,000-599,999	0	0	0.0	0	0	0.0	0	0	0.0	1	1	0.0
600,000-649,999	0	0	0.0	0	0	0.0	0	0	0.0	0	0	0.0
650,000-699,999	0	0	0.0	0	0	0.0	0	0	0.0	0	0	0.0
700,000-749,999	0	0	0.0	0	0	0.0	0	0	0.0	0	0	0.0
750,000-799,999	0	0	0.0	0	0	0.0	0	0	0.0	0	0	0.0
800,000-849,999	0	0	0.0	0	0	0.0	0	0	0.0	0	0	0.0
850,000-899,999	0	0	0.0	0	0	0.0	0	0	0.0	0	3	-100.0
900,000-949,999	0	0	0.0	0	0	0.0	0	0	0.0	0	0	0.0
950,000-999,999	0	0	0.0	0	0	0.0	0	0	0.0	0	1	-100.0
1,000,000-1,099,999	0	0	0.0	0	0	0.0	0	0	0.0	0	0	0.0
1,100,000-1,199,999	0	0	0.0	0	0	0.0	0	0	0.0	0	0	0.0
1,200,000-1,299,999	0	0	0.0	0	0	0.0	0	0	0.0	0	0	0.0
1,300,000-1,399,999	0	0	0.0	0	0	0.0	0	0	0.0	0	0	0.0
1,400,000-1,499,999	0	0	0.0	0	0	0.0	0	0	0.0	0	0	0.0
1,500,000-1,599,999	0	0	0.0	0	0	0.0	0	0	0.0	0	1	-100.0
1,600,000-1,699,999	0	0	0.0	0	0	0.0	0	0	0.0	0	0	0.0
1,700,000-1,799,999	0	0	0.0	0	0	0.0	0	0	0.0	0	0	0.0
1,800,000-1,899,999	0	0	0.0	0	0	0.0	0	0	0.0	0	0	0.0
1,900,000-1,999,999	0	0	0.0	0	0	0.0	0	0	0.0	0	1	-100.0
2,000,000-2,249,999	0	0	0.0	0	0	0.0	0	0	0.0	0	0	0.0
2,250,000-2,499,999	0	0	0.0	0	0	0.0	0	0	0.0	0	0	0.0
2,500,000-2,749,999	0	0	0.0	0	0	0.0	0	0	0.0	0	0	0.0
2,750,000-2,999,999	0	0	0.0	0	0	0.0	0	0	0.0	0	0	0.0
3,000,000-3,249,999	0	0	0.0	0	0	0.0	0	0	0.0	0	0	0.0
3,250,000-3,499,999	0	0	0.0	0	0	0.0	0	0	0.0	0	0	0.0
3,500,000-3,749,999	0	0	0.0	0	0	0.0	0	0	0.0	0	0	0.0
3,750,000-3,999,999	0	0	0.0	0	0	0.0	0	0	0.0	0	0	0.0
4,000,000-4,249,999	0	0	0.0	0	0	0.0	0	0	0.0	0	0	0.0
4,250,000-4,499,999	0	0	0.0	0	0	0.0	0	0	0.0	0	0	0.0
4,500,000-4,749,999	0	0	0.0	0	0	0.0	0	0	0.0	0	0	0.0
4,750,000-4,999,999	0	0	0.0	0	0	0.0	0	0	0.0	0	0	0.0
5,000,000+	0	0	0.0	0	0	0.0	0	0	0.0	0	0	0.0
Totals	5	7	-28.6	15	17	-11.8	12	9	33.3	26	54	-51.9

Active Listings	This Month			Year to Date			New Listings	This Month			Year to Date		
	2017	2016	% Chg	2017	2016	% Chg		2017	2016	% Chg	2017	2016	% Chg
	0-99,999	0	3	-100.0	1	4		-75.0	0-99,999	0	0	0.0	0
100,000-149,999	0	1	-100.0	0	1	-100.0	100,000-149,999	0	1	-100.0	0	1	-100.0
150,000-199,999	2	2	0.0	4	5	-20.0	150,000-199,999	0	0	0.0	2	1	100.0
200,000-249,999	0	4	-100.0	1	9	-88.9	200,000-249,999	1	2	-50.0	1	6	-83.3
250,000-299,999	9	12	-25.0	24	22	9.1	250,000-299,999	5	4	25.0	16	15	6.7
300,000-349,999	7	6	16.7	13	15	-13.3	300,000-349,999	2	2	0.0	5	5	0.0
350,000-399,999	2	7	-71.4	9	14	-35.7	350,000-399,999	3	5	-40.0	5	10	-50.0
400,000-449,999	2	3	-33.3	6	9	-33.3	400,000-449,999	2	3	-33.3	4	5	-20.0
450,000-499,999	4	2	100.0	4	4	0.0	450,000-499,999	2	0	N/A	3	2	50.0
500,000-549,999	2	1	100.0	3	4	-25.0	500,000-549,999	0	0	0.0	1	1	0.0
550,000-599,999	2	2	0.0	5	4	25.0	550,000-599,999	1	1	0.0	4	1	300.0
600,000-649,999	1	1	0.0	1	2	-50.0	600,000-649,999	0	1	-100.0	0	1	-100.0
650,000-699,999	3	1	200.0	4	2	100.0	650,000-699,999	0	1	-100.0	2	1	100.0
700,000-749,999	0	2	-100.0	0	2	-100.0	700,000-749,999	0	0	0.0	0	1	-100.0
750,000-799,999	0	0	0.0	0	1	-100.0	750,000-799,999	0	0	0.0	0	1	-100.0
800,000-849,999	0	0	0.0	1	0	N/A	800,000-849,999	1	0	N/A	1	0	N/A
850,000-899,999	1	3	-66.7	1	6	-83.3	850,000-899,999	1	0	N/A	1	2	-50.0
900,000-949,999	0	0	0.0	0	0	0.0	900,000-949,999	0	0	0.0	0	0	0.0
950,000-999,999	1	1	0.0	1	2	-50.0	950,000-999,999	0	0	0.0	0	0	0.0
1,000,000-1,099,999	0	0	0.0	0	0	0.0	1,000,000-1,099,999	0	0	0.0	0	0	0.0
1,100,000-1,199,999	0	0	0.0	0	0	0.0	1,100,000-1,199,999	0	0	0.0	0	0	0.0
1,200,000-1,299,999	1	0	N/A	1	0	N/A	1,200,000-1,299,999	0	0	0.0	0	0	0.0
1,300,000-1,399,999	0	0	0.0	0	0	0.0	1,300,000-1,399,999	0	0	0.0	0	0	0.0
1,400,000-1,499,999	1	1	0.0	1	1	0.0	1,400,000-1,499,999	0	0	0.0	0	0	0.0
1,500,000-1,599,999	0	0	0.0	0	1	-100.0	1,500,000-1,599,999	0	0	0.0	0	0	0.0
1,600,000-1,699,999	0	0	0.0	0	0	0.0	1,600,000-1,699,999	0	0	0.0	0	0	0.0
1,700,000-1,799,999	0	0	0.0	0	0	0.0	1,700,000-1,799,999	0	0	0.0	0	0	0.0
1,800,000-1,899,999	0	0	0.0	0	0	0.0	1,800,000-1,899,999	0	0	0.0	0	0	0.0
1,900,000-1,999,999	1	1	0.0	1	2	-50.0	1,900,000-1,999,999	0	0	0.0	0	0	0.0
2,000,000-2,249,999	0	0	0.0	0	0	0.0	2,000,000-2,249,999	0	0	0.0	0	0	0.0
2,250,000-2,499,999	1	0	N/A	2	0	N/A	2,250,000-2,499,999	0	0	0.0	1	0	N/A
2,500,000-2,749,999	0	0	0.0	0	0	0.0	2,500,000-2,749,999	0	0	0.0	0	0	0.0
2,750,000-2,999,999	1	1	0.0	1	1	0.0	2,750,000-2,999,999	0	0	0.0	0	0	0.0
3,000,000-3,249,999	0	0	0.0	0	0	0.0	3,000,000-3,249,999	0	0	0.0	0	0	0.0
3,250,000-3,499,999	0	0	0.0	0	0	0.0	3,250,000-3,499,999	0	0	0.0	0	0	0.0
3,500,000-3,749,999	0	0	0.0	0	0	0.0	3,500,000-3,749,999	0	0	0.0	0	0	0.0
3,750,000-3,999,999	0	0	0.0	0	0	0.0	3,750,000-3,999,999	0	0	0.0	0	0	0.0
4,000,000-4,249,999	0	0	0.0	0	0	0.0	4,000,000-4,249,999	0	0	0.0	0	0	0.0
4,250,000-4,499,999	0	0	0.0	0	0	0.0	4,250,000-4,499,999	0	0	0.0	0	0	0.0
4,500,000-4,749,999	0	0	0.0	0	0	0.0	4,500,000-4,749,999	0	0	0.0	0	0	0.0
4,750,000-4,999,999	0	0	0.0	0	0	0.0	4,750,000-4,999,999	0	0	0.0	0	0	0.0
5,000,000+	0	0	0.0	0	0	0.0	5,000,000+	0	0	0.0	0	0	0.0
Totals	41	54	-24.1	84	111	-24.3	Totals	18	20	-10.0	46	55	-16.4

All information is subject to change, is deemed reliable but is not guaranteed, and should be independently verified. The information being provided is for consumers' personal, non-commercial use and may not be used for any other purpose other than to identify prospective properties consumers may be interested in purchasing. © 2017 Montana Regional MLS, LLC and FBS. All Rights Reserved. Prepared by Rhiannon Coburn on Wednesday, May 03, 2017 4:29 PM.