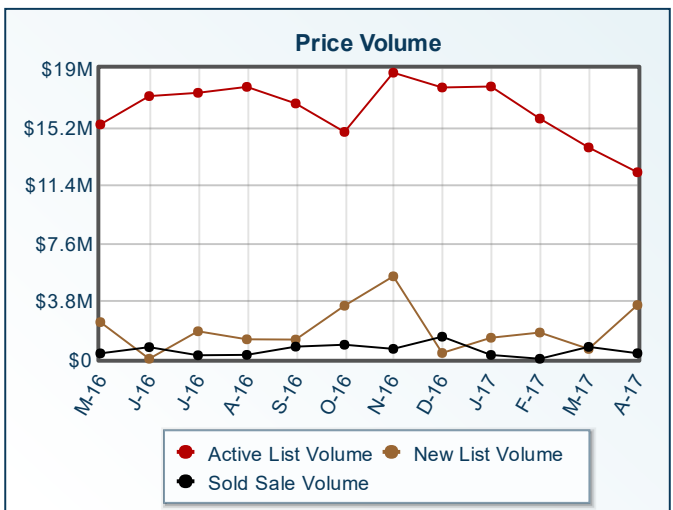
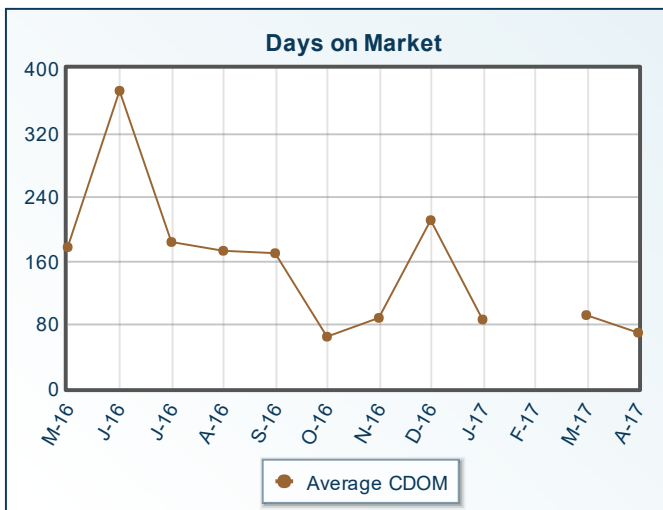
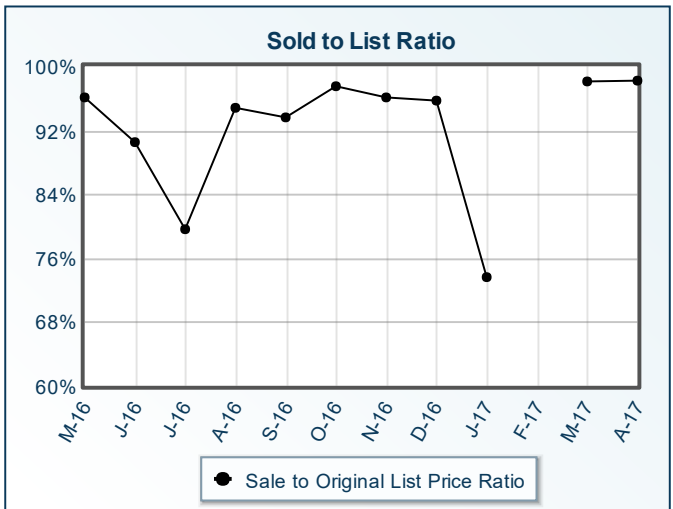
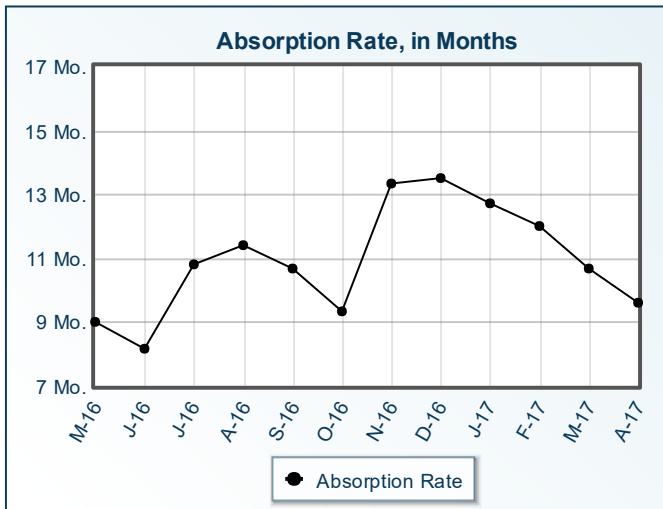
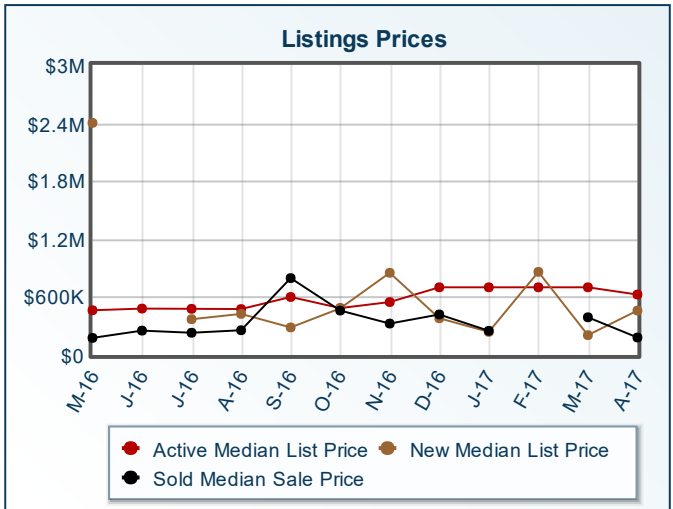
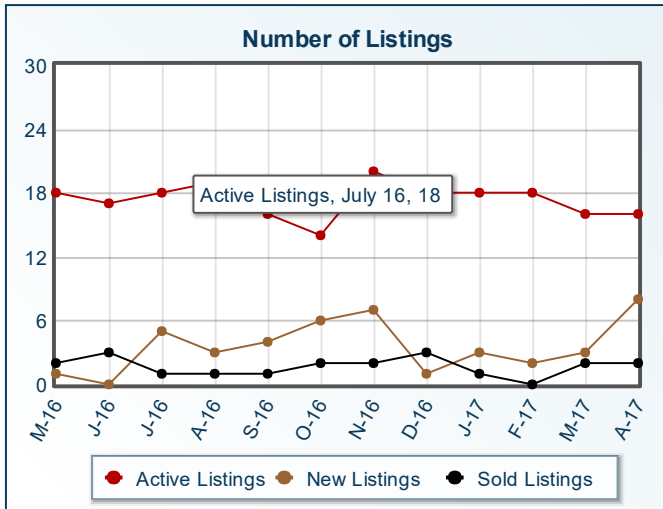


Market Summary

Huson Residential, April 2017



Summary Statistics						
	Apr-17	Apr-16	% Chg	2017 YTD	2016 YTD	% Chg
Absorption Rate	9.6	10.08	-4.76	11.25	9.3	20.97
Average List Price	\$763,447	\$787,919	-3.11	\$737,987	\$660,633	11.71
Median List Price	\$624,950	\$449,900	38.91	\$462,450	\$448,700	3.06
Average Sale Price	\$181,000	\$291,500	-37.91	\$278,380	\$291,500	-4.50
Median Sale Price	\$181,000	\$291,500	-37.91	\$250,000	\$291,500	-14.24
Average CDOM	69	263	-73.76	81	263	-69.20
Median CDOM	69	263	-73.76	84	263	-68.06

	Sold Listings						Pending Listings						
	This Month			Year to Date			This Month			Year to Date			
	2017	2016	% Chg	2017	2016	% Chg	2017	2016	% Chg	2017	2016	% Chg	
0-99,999	0	0	0.0	0	0	0.0	0-99,999	0	0	0.0	0	0	0.0
100,000-149,999	1	0	N/A	1	0	N/A	100,000-149,999	0	0	0.0	1	2	-50.0
150,000-199,999	0	0	0.0	0	0	0.0	150,000-199,999	1	0	N/A	1	1	0.0
200,000-249,999	1	1	0.0	1	1	0.0	200,000-249,999	0	1	-100.0	2	2	0.0
250,000-299,999	0	0	0.0	2	0	N/A	250,000-299,999	0	1	-100.0	1	2	-50.0
300,000-349,999	0	0	0.0	0	0	0.0	300,000-349,999	0	0	0.0	1	2	-50.0
350,000-399,999	0	1	-100.0	0	1	-100.0	350,000-399,999	0	0	0.0	0	1	-100.0
400,000-449,999	0	0	0.0	0	0	0.0	400,000-449,999	0	0	0.0	0	2	-100.0
450,000-499,999	0	0	0.0	0	0	0.0	450,000-499,999	0	0	0.0	0	1	-100.0
500,000-549,999	0	0	0.0	1	0	N/A	500,000-549,999	0	0	0.0	1	2	-50.0
550,000-599,999	0	0	0.0	0	0	0.0	550,000-599,999	0	0	0.0	0	2	-100.0
600,000-649,999	0	0	0.0	0	0	0.0	600,000-649,999	0	0	0.0	0	0	0.0
650,000-699,999	0	0	0.0	0	0	0.0	650,000-699,999	0	0	0.0	0	0	0.0
700,000-749,999	0	0	0.0	0	0	0.0	700,000-749,999	0	0	0.0	0	0	0.0
750,000-799,999	0	0	0.0	0	0	0.0	750,000-799,999	1	0	N/A	1	0	N/A
800,000-849,999	0	0	0.0	0	0	0.0	800,000-849,999	0	0	0.0	0	0	0.0
850,000-899,999	0	0	0.0	0	0	0.0	850,000-899,999	0	0	0.0	0	0	0.0
900,000-949,999	0	0	0.0	0	0	0.0	900,000-949,999	0	0	0.0	0	0	0.0
950,000-999,999	0	0	0.0	0	0	0.0	950,000-999,999	0	0	0.0	0	0	0.0
1,000,000-1,099,999	0	0	0.0	0	0	0.0	1,000,000-1,099,999	0	0	0.0	0	0	0.0
1,100,000-1,199,999	0	0	0.0	0	0	0.0	1,100,000-1,199,999	0	0	0.0	0	0	0.0
1,200,000-1,299,999	0	0	0.0	0	0	0.0	1,200,000-1,299,999	0	0	0.0	0	0	0.0
1,300,000-1,399,999	0	0	0.0	0	0	0.0	1,300,000-1,399,999	0	0	0.0	0	0	0.0
1,400,000-1,499,999	0	0	0.0	0	0	0.0	1,400,000-1,499,999	0	0	0.0	0	0	0.0
1,500,000-1,599,999	0	0	0.0	0	0	0.0	1,500,000-1,599,999	0	0	0.0	0	0	0.0
1,600,000-1,699,999	0	0	0.0	0	0	0.0	1,600,000-1,699,999	0	0	0.0	0	0	0.0
1,700,000-1,799,999	0	0	0.0	0	0	0.0	1,700,000-1,799,999	0	0	0.0	0	0	0.0
1,800,000-1,899,999	0	0	0.0	0	0	0.0	1,800,000-1,899,999	0	0	0.0	0	0	0.0
1,900,000-1,999,999	0	0	0.0	0	0	0.0	1,900,000-1,999,999	0	0	0.0	0	0	0.0
2,000,000-2,249,999	0	0	0.0	0	0	0.0	2,000,000-2,249,999	0	0	0.0	0	0	0.0
2,250,000-2,499,999	0	0	0.0	0	0	0.0	2,250,000-2,499,999	0	0	0.0	0	0	0.0
2,500,000-2,749,999	0	0	0.0	0	0	0.0	2,500,000-2,749,999	0	0	0.0	0	0	0.0
2,750,000-2,999,999	0	0	0.0	0	0	0.0	2,750,000-2,999,999	0	0	0.0	0	0	0.0
3,000,000-3,249,999	0	0	0.0	0	0	0.0	3,000,000-3,249,999	0	0	0.0	0	0	0.0
3,250,000-3,499,999	0	0	0.0	0	0	0.0	3,250,000-3,499,999	0	0	0.0	0	0	0.0
3,500,000-3,749,999	0	0	0.0	0	0	0.0	3,500,000-3,749,999	0	0	0.0	0	0	0.0
3,750,000-3,999,999	0	0	0.0	0	0	0.0	3,750,000-3,999,999	0	0	0.0	0	0	0.0
4,000,000-4,249,999	0	0	0.0	0	0	0.0	4,000,000-4,249,999	0	0	0.0	0	0	0.0
4,250,000-4,499,999	0	0	0.0	0	0	0.0	4,250,000-4,499,999	0	0	0.0	0	0	0.0
4,500,000-4,749,999	0	0	0.0	0	0	0.0	4,500,000-4,749,999	0	0	0.0	0	0	0.0
4,750,000-4,999,999	0	0	0.0	0	0	0.0	4,750,000-4,999,999	0	0	0.0	0	0	0.0
5,000,000+	0	0	0.0	0	0	0.0	5,000,000+	0	0	0.0	0	0	0.0
Totals	2	2	0.0	5	2	150.0	Totals	2	2	0.0	8	17	-52.9

Active Listings	This Month			Year to Date			New Listings	This Month			Year to Date		
	2017	2016	% Chg	2017	2016	% Chg		2017	2016	% Chg	2017	2016	% Chg
	0-99,999	0	0	0.0	0	0		0.0	0-99,999	0	0	0.0	0
100,000-149,999	0	1	-100.0	2	3	-33.3	100,000-149,999	1	1	0.0	2	2	0.0
150,000-199,999	1	1	0.0	2	2	0.0	150,000-199,999	1	0	N/A	1	0	N/A
200,000-249,999	1	1	0.0	4	2	100.0	200,000-249,999	0	0	0.0	3	1	200.0
250,000-299,999	0	2	-100.0	2	4	-50.0	250,000-299,999	1	0	N/A	2	2	0.0
300,000-349,999	0	2	-100.0	1	4	-75.0	300,000-349,999	0	2	-100.0	1	2	-50.0
350,000-399,999	3	2	50.0	3	3	0.0	350,000-399,999	0	2	-100.0	0	3	-100.0
400,000-449,999	2	2	0.0	3	4	-25.0	400,000-449,999	1	1	0.0	1	2	-50.0
450,000-499,999	1	2	-50.0	1	3	-66.7	450,000-499,999	1	0	N/A	1	1	0.0
500,000-549,999	0	0	0.0	2	0	N/A	500,000-549,999	0	0	0.0	0	0	0.0
550,000-599,999	0	0	0.0	1	2	-50.0	550,000-599,999	1	0	N/A	1	0	N/A
600,000-649,999	0	0	0.0	0	0	0.0	600,000-649,999	0	0	0.0	0	0	0.0
650,000-699,999	0	0	0.0	1	0	N/A	650,000-699,999	1	0	N/A	1	0	N/A
700,000-749,999	0	0	0.0	0	0	0.0	700,000-749,999	0	0	0.0	0	0	0.0
750,000-799,999	1	1	0.0	1	1	0.0	750,000-799,999	1	0	N/A	1	1	0.0
800,000-849,999	0	1	-100.0	0	1	-100.0	800,000-849,999	0	1	-100.0	0	1	-100.0
850,000-899,999	2	1	100.0	2	2	0.0	850,000-899,999	0	0	0.0	1	1	0.0
900,000-949,999	0	0	0.0	0	1	-100.0	900,000-949,999	0	0	0.0	0	0	0.0
950,000-999,999	0	0	0.0	0	2	-100.0	950,000-999,999	0	0	0.0	0	0	0.0
1,000,000-1,099,999	2	0	N/A	2	0	N/A	1,000,000-1,099,999	0	0	0.0	0	0	0.0
1,100,000-1,199,999	0	0	0.0	0	0	0.0	1,100,000-1,199,999	0	0	0.0	0	0	0.0
1,200,000-1,299,999	0	1	-100.0	1	1	0.0	1,200,000-1,299,999	0	0	0.0	0	1	-100.0
1,300,000-1,399,999	0	0	0.0	0	0	0.0	1,300,000-1,399,999	0	0	0.0	0	0	0.0
1,400,000-1,499,999	2	0	N/A	2	1	100.0	1,400,000-1,499,999	0	0	0.0	1	0	N/A
1,500,000-1,599,999	0	1	-100.0	1	1	0.0	1,500,000-1,599,999	0	0	0.0	0	0	0.0
1,600,000-1,699,999	0	0	0.0	0	0	0.0	1,600,000-1,699,999	0	0	0.0	0	0	0.0
1,700,000-1,799,999	0	0	0.0	0	0	0.0	1,700,000-1,799,999	0	0	0.0	0	0	0.0
1,800,000-1,899,999	0	0	0.0	0	0	0.0	1,800,000-1,899,999	0	0	0.0	0	0	0.0
1,900,000-1,999,999	1	2	-50.0	1	2	-50.0	1,900,000-1,999,999	0	0	0.0	0	0	0.0
2,000,000-2,249,999	0	0	0.0	0	0	0.0	2,000,000-2,249,999	0	0	0.0	0	0	0.0
2,250,000-2,499,999	0	0	0.0	1	0	N/A	2,250,000-2,499,999	0	0	0.0	0	0	0.0
2,500,000-2,749,999	0	0	0.0	0	0	0.0	2,500,000-2,749,999	0	0	0.0	0	0	0.0
2,750,000-2,999,999	0	1	-100.0	1	1	0.0	2,750,000-2,999,999	0	0	0.0	0	0	0.0
3,000,000-3,249,999	0	0	0.0	0	0	0.0	3,000,000-3,249,999	0	0	0.0	0	0	0.0
3,250,000-3,499,999	0	0	0.0	0	0	0.0	3,250,000-3,499,999	0	0	0.0	0	0	0.0
3,500,000-3,749,999	0	0	0.0	0	0	0.0	3,500,000-3,749,999	0	0	0.0	0	0	0.0
3,750,000-3,999,999	0	0	0.0	0	0	0.0	3,750,000-3,999,999	0	0	0.0	0	0	0.0
4,000,000-4,249,999	0	0	0.0	0	0	0.0	4,000,000-4,249,999	0	0	0.0	0	0	0.0
4,250,000-4,499,999	0	0	0.0	0	0	0.0	4,250,000-4,499,999	0	0	0.0	0	0	0.0
4,500,000-4,749,999	0	0	0.0	0	0	0.0	4,500,000-4,749,999	0	0	0.0	0	0	0.0
4,750,000-4,999,999	0	0	0.0	0	0	0.0	4,750,000-4,999,999	0	0	0.0	0	0	0.0
5,000,000+	0	0	0.0	0	0	0.0	5,000,000+	0	0	0.0	0	0	0.0
Totals	16	21	-23.8	34	40	-15.0	Totals	8	7	14.3	16	17	-5.9

All information is subject to change, is deemed reliable but is not guaranteed, and should be independently verified. The information being provided is for consumers' personal, non-commercial use and may not be used for any other purpose other than to identify prospective properties consumers may be interested in purchasing. © 2017 Montana Regional MLS, LLC and FBS. All Rights Reserved. Prepared by Rhiannon Coburn on Wednesday, May 03, 2017 4:35 PM.