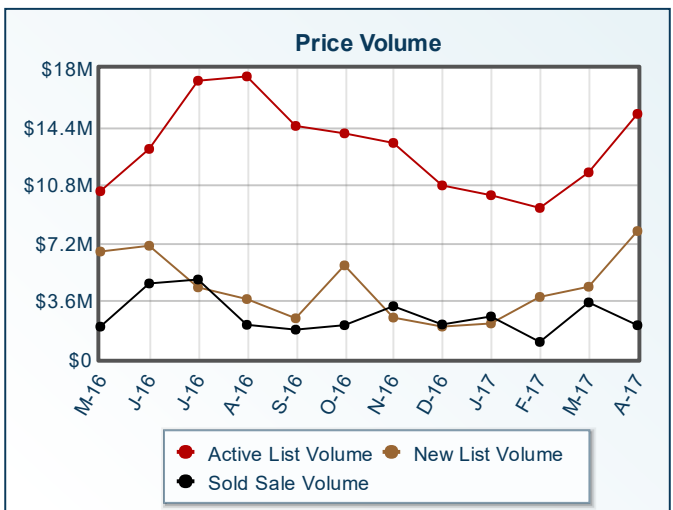
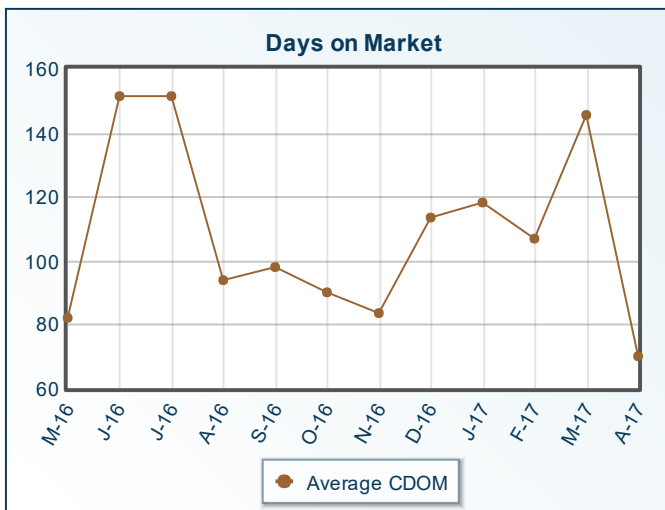
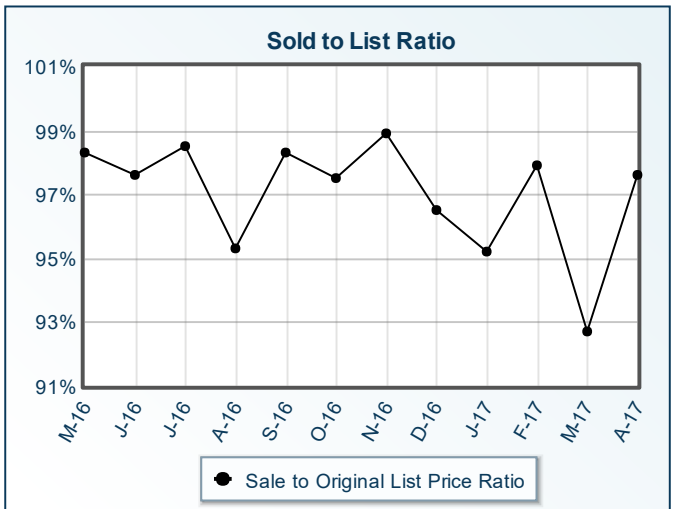
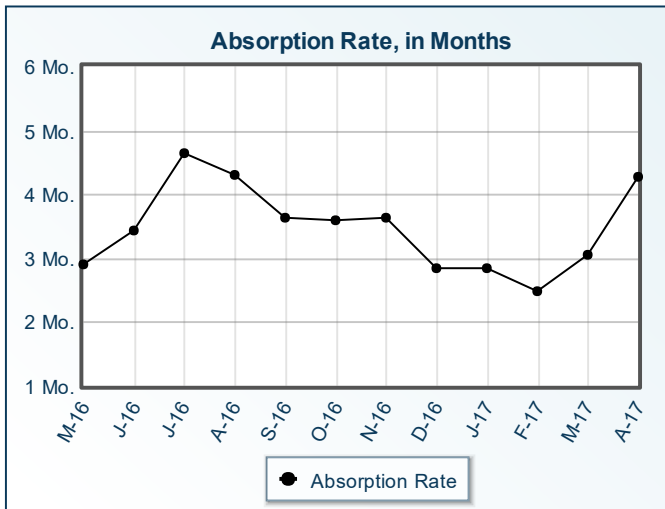
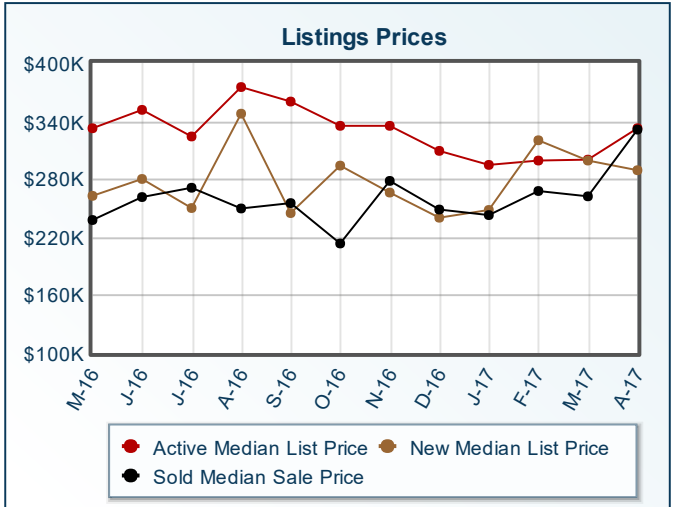
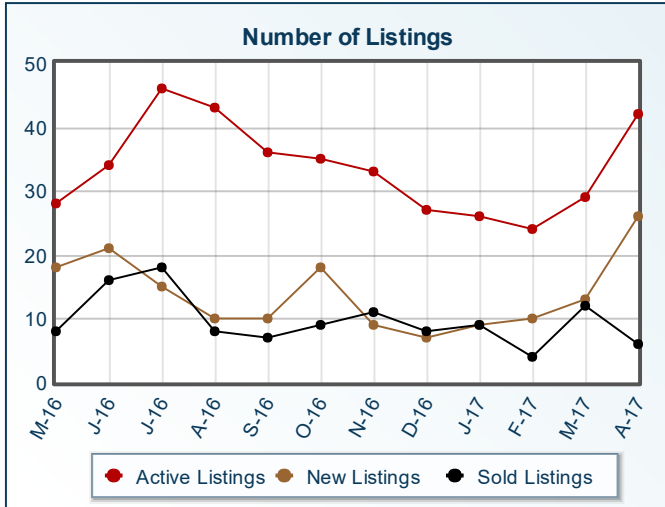


# Market Summary

Lolo Residential, April 2017



<b>Summary Statistics</b>						
	<b>Apr-17</b>	<b>Apr-16</b>	<b>% Chg</b>	<b>2017 YTD</b>	<b>2016 YTD</b>	<b>% Chg</b>
Absorption Rate	4.27	3.74	14.17	3.16	3.5	-9.71
Average List Price	\$361,764	\$319,293	13.30	\$344,806	\$299,813	15.01
Median List Price	\$332,400	\$319,950	3.89	\$289,975	\$265,000	9.42
Average Sale Price	\$346,833	\$247,313	40.24	\$298,313	\$246,927	20.81
Median Sale Price	\$331,000	\$240,000	37.92	\$270,000	\$235,000	14.89
Average CDOM	70	140	-50.00	117	172	-31.98
Median CDOM	65	62	4.84	96	98	-2.04

	<b>Sold Listings</b>						<b>Pending Listings</b>						
	<b>This Month</b>			<b>Year to Date</b>			<b>This Month</b>			<b>Year to Date</b>			
	<b>2017</b>	<b>2016</b>	<b>% Chg</b>	<b>2017</b>	<b>2016</b>	<b>% Chg</b>	<b>2017</b>	<b>2016</b>	<b>% Chg</b>	<b>2017</b>	<b>2016</b>	<b>% Chg</b>	
0-99,999	0	0	0.0	0	0	0.0	0-99,999	0	0	0.0	0	0	0.0
100,000-149,999	0	0	0.0	1	0	N/A	100,000-149,999	0	0	0.0	1	1	0.0
150,000-199,999	0	2	-100.0	1	5	-80.0	150,000-199,999	1	3	-66.7	2	9	-77.8
200,000-249,999	1	4	-75.0	10	11	-9.1	200,000-249,999	5	5	0.0	12	28	-57.1
250,000-299,999	1	0	N/A	9	4	125.0	250,000-299,999	9	3	200.0	14	15	-6.7
300,000-349,999	1	2	-50.0	3	5	-40.0	300,000-349,999	1	5	-80.0	3	11	-72.7
350,000-399,999	1	0	N/A	2	0	N/A	350,000-399,999	3	0	N/A	4	3	33.3
400,000-449,999	1	0	N/A	1	0	N/A	400,000-449,999	1	0	N/A	2	2	0.0
450,000-499,999	0	0	0.0	0	0	0.0	450,000-499,999	0	0	0.0	0	1	-100.0
500,000-549,999	1	0	N/A	2	0	N/A	500,000-549,999	1	0	N/A	1	2	-50.0
550,000-599,999	0	0	0.0	1	0	N/A	550,000-599,999	0	1	-100.0	1	2	-50.0
600,000-649,999	0	0	0.0	1	0	N/A	600,000-649,999	0	0	0.0	1	0	N/A
650,000-699,999	0	0	0.0	0	0	0.0	650,000-699,999	0	0	0.0	0	0	0.0
700,000-749,999	0	0	0.0	0	0	0.0	700,000-749,999	0	0	0.0	0	0	0.0
750,000-799,999	0	0	0.0	0	0	0.0	750,000-799,999	0	0	0.0	0	0	0.0
800,000-849,999	0	0	0.0	0	0	0.0	800,000-849,999	0	0	0.0	0	0	0.0
850,000-899,999	0	0	0.0	0	0	0.0	850,000-899,999	0	0	0.0	0	0	0.0
900,000-949,999	0	0	0.0	0	0	0.0	900,000-949,999	0	0	0.0	0	0	0.0
950,000-999,999	0	0	0.0	0	0	0.0	950,000-999,999	0	0	0.0	0	0	0.0
1,000,000-1,099,999	0	0	0.0	0	0	0.0	1,000,000-1,099,999	0	0	0.0	0	0	0.0
1,100,000-1,199,999	0	0	0.0	0	0	0.0	1,100,000-1,199,999	0	0	0.0	0	0	0.0
1,200,000-1,299,999	0	0	0.0	0	0	0.0	1,200,000-1,299,999	0	0	0.0	0	0	0.0
1,300,000-1,399,999	0	0	0.0	0	0	0.0	1,300,000-1,399,999	0	0	0.0	0	0	0.0
1,400,000-1,499,999	0	0	0.0	0	0	0.0	1,400,000-1,499,999	0	0	0.0	0	0	0.0
1,500,000-1,599,999	0	0	0.0	0	0	0.0	1,500,000-1,599,999	0	0	0.0	0	0	0.0
1,600,000-1,699,999	0	0	0.0	0	0	0.0	1,600,000-1,699,999	0	0	0.0	0	0	0.0
1,700,000-1,799,999	0	0	0.0	0	0	0.0	1,700,000-1,799,999	0	0	0.0	0	0	0.0
1,800,000-1,899,999	0	0	0.0	0	0	0.0	1,800,000-1,899,999	0	0	0.0	0	0	0.0
1,900,000-1,999,999	0	0	0.0	0	0	0.0	1,900,000-1,999,999	0	0	0.0	0	0	0.0
2,000,000-2,249,999	0	0	0.0	0	0	0.0	2,000,000-2,249,999	0	0	0.0	0	0	0.0
2,250,000-2,499,999	0	0	0.0	0	0	0.0	2,250,000-2,499,999	0	0	0.0	0	0	0.0
2,500,000-2,749,999	0	0	0.0	0	0	0.0	2,500,000-2,749,999	0	0	0.0	0	0	0.0
2,750,000-2,999,999	0	0	0.0	0	0	0.0	2,750,000-2,999,999	0	0	0.0	0	0	0.0
3,000,000-3,249,999	0	0	0.0	0	0	0.0	3,000,000-3,249,999	0	0	0.0	0	0	0.0
3,250,000-3,499,999	0	0	0.0	0	0	0.0	3,250,000-3,499,999	0	0	0.0	0	0	0.0
3,500,000-3,749,999	0	0	0.0	0	0	0.0	3,500,000-3,749,999	0	0	0.0	0	0	0.0
3,750,000-3,999,999	0	0	0.0	0	0	0.0	3,750,000-3,999,999	0	0	0.0	0	0	0.0
4,000,000-4,249,999	0	0	0.0	0	0	0.0	4,000,000-4,249,999	0	0	0.0	0	0	0.0
4,250,000-4,499,999	0	0	0.0	0	0	0.0	4,250,000-4,499,999	0	0	0.0	0	0	0.0
4,500,000-4,749,999	0	0	0.0	0	0	0.0	4,500,000-4,749,999	0	0	0.0	0	0	0.0
4,750,000-4,999,999	0	0	0.0	0	0	0.0	4,750,000-4,999,999	0	0	0.0	0	0	0.0
5,000,000+	0	0	0.0	0	0	0.0	5,000,000+	0	0	0.0	0	0	0.0
<b>Totals</b>	<b>6</b>	<b>8</b>	<b>-25.0</b>	<b>31</b>	<b>25</b>	<b>24.0</b>	<b>Totals</b>	<b>21</b>	<b>17</b>	<b>23.5</b>	<b>41</b>	<b>74</b>	<b>-44.6</b>

Active Listings	This Month			Year to Date			New Listings	This Month			Year to Date		
	2017	2016	% Chg	2017	2016	% Chg		2017	2016	% Chg	2017	2016	% Chg
	0-99,999	0	1	-100.0	0	2		-100.0	0-99,999	0	0	0.0	0
100,000-149,999	0	0	0.0	1	1	0.0	100,000-149,999	0	0	0.0	0	0	0.0
150,000-199,999	0	4	-100.0	3	12	-75.0	150,000-199,999	1	2	-50.0	2	5	-60.0
200,000-249,999	3	7	-57.1	15	30	-50.0	200,000-249,999	3	3	0.0	11	16	-31.2
250,000-299,999	15	6	150.0	28	19	47.4	250,000-299,999	11	2	450.0	24	9	166.7
300,000-349,999	7	6	16.7	10	17	-41.2	300,000-349,999	6	2	200.0	7	12	-41.7
350,000-399,999	6	8	-25.0	6	13	-53.8	350,000-399,999	2	2	0.0	4	8	-50.0
400,000-449,999	4	3	33.3	5	5	0.0	400,000-449,999	2	0	N/A	4	2	100.0
450,000-499,999	3	1	200.0	3	3	0.0	450,000-499,999	0	1	-100.0	1	1	0.0
500,000-549,999	1	1	0.0	2	3	-33.3	500,000-549,999	1	1	0.0	2	1	100.0
550,000-599,999	0	0	0.0	1	3	-66.7	550,000-599,999	0	0	0.0	1	1	0.0
600,000-649,999	1	1	0.0	3	1	200.0	600,000-649,999	0	0	0.0	1	1	0.0
650,000-699,999	1	0	N/A	1	0	N/A	650,000-699,999	0	0	0.0	0	0	0.0
700,000-749,999	0	0	0.0	0	0	0.0	700,000-749,999	0	0	0.0	0	0	0.0
750,000-799,999	1	0	N/A	1	0	N/A	750,000-799,999	0	0	0.0	1	0	N/A
800,000-849,999	0	0	0.0	0	0	0.0	800,000-849,999	0	0	0.0	0	0	0.0
850,000-899,999	0	0	0.0	0	0	0.0	850,000-899,999	0	0	0.0	0	0	0.0
900,000-949,999	0	0	0.0	0	0	0.0	900,000-949,999	0	0	0.0	0	0	0.0
950,000-999,999	0	0	0.0	0	0	0.0	950,000-999,999	0	0	0.0	0	0	0.0
1,000,000-1,099,999	0	0	0.0	0	0	0.0	1,000,000-1,099,999	0	0	0.0	0	0	0.0
1,100,000-1,199,999	0	0	0.0	0	0	0.0	1,100,000-1,199,999	0	0	0.0	0	0	0.0
1,200,000-1,299,999	0	0	0.0	0	0	0.0	1,200,000-1,299,999	0	0	0.0	0	0	0.0
1,300,000-1,399,999	0	0	0.0	0	0	0.0	1,300,000-1,399,999	0	0	0.0	0	0	0.0
1,400,000-1,499,999	0	0	0.0	0	0	0.0	1,400,000-1,499,999	0	0	0.0	0	0	0.0
1,500,000-1,599,999	0	0	0.0	0	0	0.0	1,500,000-1,599,999	0	0	0.0	0	0	0.0
1,600,000-1,699,999	0	0	0.0	1	0	N/A	1,600,000-1,699,999	0	0	0.0	0	0	0.0
1,700,000-1,799,999	0	0	0.0	0	0	0.0	1,700,000-1,799,999	0	0	0.0	0	0	0.0
1,800,000-1,899,999	0	0	0.0	0	0	0.0	1,800,000-1,899,999	0	0	0.0	0	0	0.0
1,900,000-1,999,999	0	0	0.0	0	0	0.0	1,900,000-1,999,999	0	0	0.0	0	0	0.0
2,000,000-2,249,999	0	0	0.0	0	0	0.0	2,000,000-2,249,999	0	0	0.0	0	0	0.0
2,250,000-2,499,999	0	0	0.0	0	0	0.0	2,250,000-2,499,999	0	0	0.0	0	0	0.0
2,500,000-2,749,999	0	0	0.0	0	0	0.0	2,500,000-2,749,999	0	0	0.0	0	0	0.0
2,750,000-2,999,999	0	0	0.0	0	0	0.0	2,750,000-2,999,999	0	0	0.0	0	0	0.0
3,000,000-3,249,999	0	0	0.0	0	0	0.0	3,000,000-3,249,999	0	0	0.0	0	0	0.0
3,250,000-3,499,999	0	0	0.0	0	0	0.0	3,250,000-3,499,999	0	0	0.0	0	0	0.0
3,500,000-3,749,999	0	0	0.0	0	0	0.0	3,500,000-3,749,999	0	0	0.0	0	0	0.0
3,750,000-3,999,999	0	0	0.0	0	0	0.0	3,750,000-3,999,999	0	0	0.0	0	0	0.0
4,000,000-4,249,999	0	0	0.0	0	0	0.0	4,000,000-4,249,999	0	0	0.0	0	0	0.0
4,250,000-4,499,999	0	0	0.0	0	0	0.0	4,250,000-4,499,999	0	0	0.0	0	0	0.0
4,500,000-4,749,999	0	0	0.0	0	0	0.0	4,500,000-4,749,999	0	0	0.0	0	0	0.0
4,750,000-4,999,999	0	0	0.0	0	0	0.0	4,750,000-4,999,999	0	0	0.0	0	0	0.0
5,000,000+	0	0	0.0	0	0	0.0	5,000,000+	0	0	0.0	0	0	0.0
Totals	42	38	10.5	80	109	-26.6	Totals	26	13	100.0	58	57	1.8

All information is subject to change, is deemed reliable but is not guaranteed, and should be independently verified. The information being provided is for consumers' personal, non-commercial use and may not be used for any other purpose other than to identify prospective properties consumers may be interested in purchasing. © 2017 Montana Regional MLS, LLC and FBS. All Rights Reserved. Prepared by Rhiannon Coburn on Wednesday, May 03, 2017 4:29 PM.