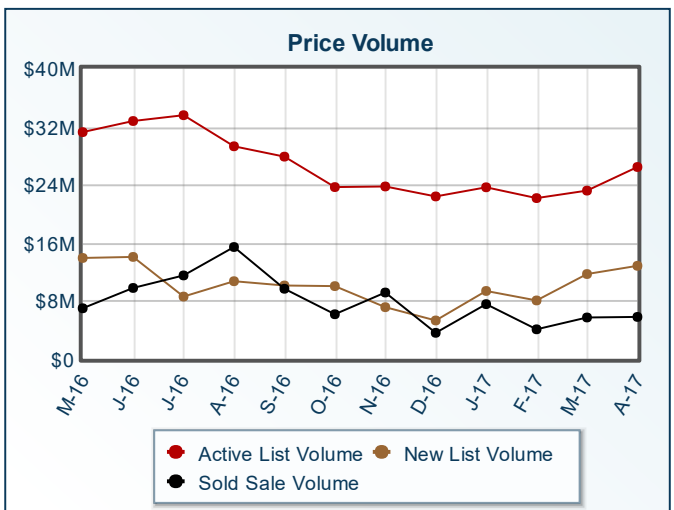
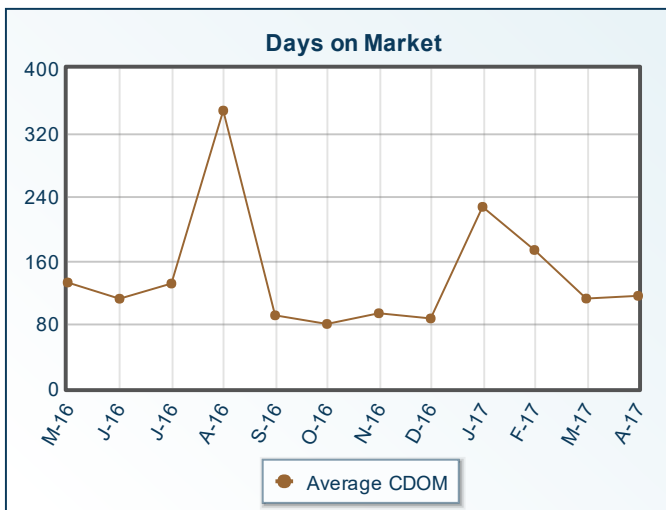
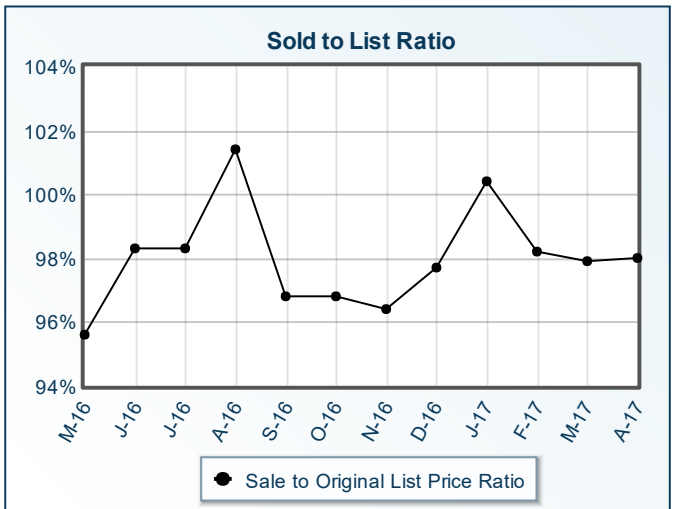
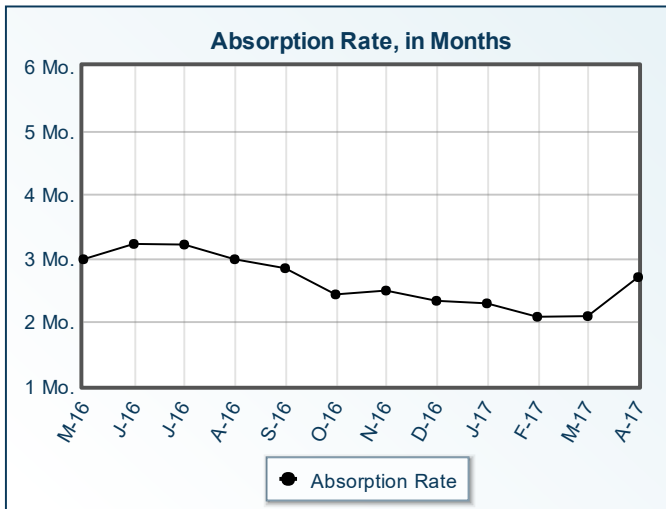
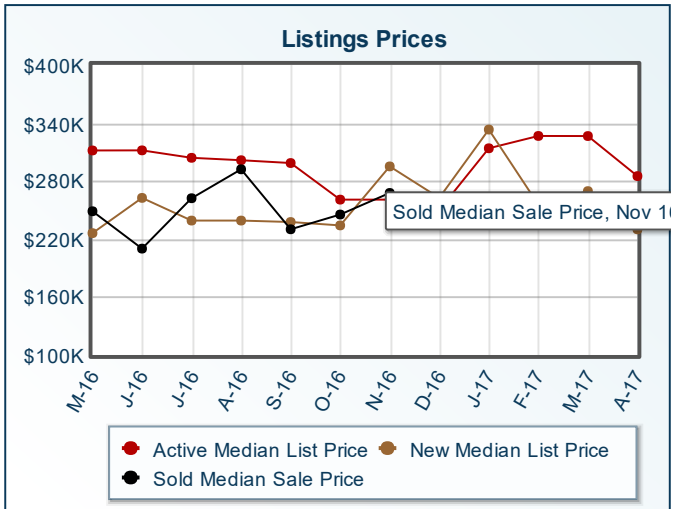
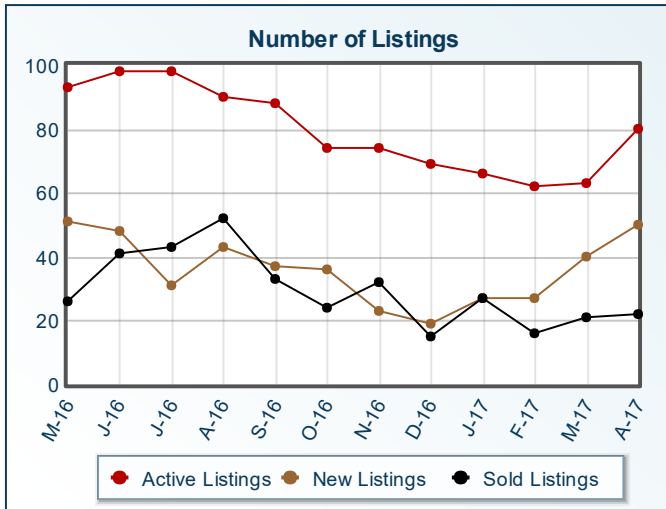


Market Summary

59801 Residential, April 2017



Summary Statistics						
	Apr-17	Apr-16	% Chg	2017 YTD	2016 YTD	% Chg
Absorption Rate	2.7	2.73	-1.10	2.29	3.01	-23.92
Average List Price	\$330,512	\$324,393	1.89	\$304,358	\$282,213	7.85
Median List Price	\$285,000	\$299,450	-4.83	\$254,750	\$239,500	6.37
Average Sale Price	\$262,302	\$197,581	32.76	\$268,128	\$212,453	26.21
Median Sale Price	\$237,450	\$192,500	23.35	\$242,400	\$199,500	21.50
Average CDOM	115	110	4.55	160	96	66.67
Median CDOM	73	64	14.06	83	66	25.76

	Sold Listings						Pending Listings					
	This Month			Year to Date			This Month			Year to Date		
	2017	2016	% Chg	2017	2016	% Chg	2017	2016	% Chg	2017	2016	% Chg
0-99,999	0	1	-100.0	0	4	-100.0	0	0	0.0	1	3	-66.7
100,000-149,999	2	4	-50.0	7	9	-22.2	1	5	-80.0	3	17	-82.4
150,000-199,999	1	11	-90.9	8	27	-70.4	6	9	-33.3	12	55	-78.2
200,000-249,999	10	5	100.0	34	20	70.0	19	6	216.7	47	50	-6.0
250,000-299,999	3	4	-25.0	10	13	-23.1	7	5	40.0	19	48	-60.4
300,000-349,999	4	1	300.0	12	4	200.0	4	4	0.0	13	11	18.2
350,000-399,999	0	0	0.0	9	1	800.0	4	2	100.0	9	8	12.5
400,000-449,999	0	0	0.0	0	0	0.0	0	0	0.0	2	0	N/A
450,000-499,999	1	0	N/A	4	0	N/A	0	0	0.0	3	0	N/A
500,000-549,999	1	0	N/A	2	1	100.0	1	0	N/A	4	1	300.0
550,000-599,999	0	0	0.0	0	1	-100.0	1	0	N/A	3	1	200.0
600,000-649,999	0	0	0.0	0	0	0.0	0	1	-100.0	0	3	-100.0
650,000-699,999	0	0	0.0	0	0	0.0	0	0	0.0	0	0	0.0
700,000-749,999	0	0	0.0	0	0	0.0	0	0	0.0	0	1	-100.0
750,000-799,999	0	0	0.0	0	0	0.0	0	0	0.0	0	2	-100.0
800,000-849,999	0	0	0.0	0	0	0.0	0	0	0.0	0	0	0.0
850,000-899,999	0	0	0.0	0	0	0.0	0	0	0.0	0	0	0.0
900,000-949,999	0	0	0.0	0	0	0.0	0	0	0.0	0	0	0.0
950,000-999,999	0	0	0.0	0	0	0.0	0	0	0.0	0	0	0.0
1,000,000-1,099,999	0	0	0.0	0	0	0.0	0	0	0.0	0	0	0.0
1,100,000-1,199,999	0	0	0.0	0	0	0.0	0	0	0.0	0	0	0.0
1,200,000-1,299,999	0	0	0.0	0	0	0.0	0	0	0.0	0	1	-100.0
1,300,000-1,399,999	0	0	0.0	0	0	0.0	0	0	0.0	0	0	0.0
1,400,000-1,499,999	0	0	0.0	0	0	0.0	0	0	0.0	0	0	0.0
1,500,000-1,599,999	0	0	0.0	0	0	0.0	0	0	0.0	0	0	0.0
1,600,000-1,699,999	0	0	0.0	0	0	0.0	0	0	0.0	0	0	0.0
1,700,000-1,799,999	0	0	0.0	0	0	0.0	0	0	0.0	0	1	-100.0
1,800,000-1,899,999	0	0	0.0	0	0	0.0	0	0	0.0	0	0	0.0
1,900,000-1,999,999	0	0	0.0	0	0	0.0	0	0	0.0	0	0	0.0
2,000,000-2,249,999	0	0	0.0	0	0	0.0	0	0	0.0	0	0	0.0
2,250,000-2,499,999	0	0	0.0	0	0	0.0	0	0	0.0	0	0	0.0
2,500,000-2,749,999	0	0	0.0	0	0	0.0	0	0	0.0	0	0	0.0
2,750,000-2,999,999	0	0	0.0	0	0	0.0	0	0	0.0	0	0	0.0
3,000,000-3,249,999	0	0	0.0	0	0	0.0	0	0	0.0	0	0	0.0
3,250,000-3,499,999	0	0	0.0	0	0	0.0	0	0	0.0	0	0	0.0
3,500,000-3,749,999	0	0	0.0	0	0	0.0	0	0	0.0	0	0	0.0
3,750,000-3,999,999	0	0	0.0	0	0	0.0	0	0	0.0	0	0	0.0
4,000,000-4,249,999	0	0	0.0	0	0	0.0	0	0	0.0	0	0	0.0
4,250,000-4,499,999	0	0	0.0	0	0	0.0	0	0	0.0	0	0	0.0
4,500,000-4,749,999	0	0	0.0	0	0	0.0	0	0	0.0	0	0	0.0
4,750,000-4,999,999	0	0	0.0	0	0	0.0	0	0	0.0	0	0	0.0
5,000,000+	0	0	0.0	0	0	0.0	0	0	0.0	0	0	0.0
Totals	22	26	-15.4	86	80	7.5	43	32	34.4	116	202	-42.6

Active Listings	This Month			Year to Date			New Listings	This Month			Year to Date		
	2017	2016	% Chg	2017	2016	% Chg		2017	2016	% Chg	2017	2016	% Chg
	0-99,999	0	2	-100.0	1	5		-80.0	0-99,999	0	0	0.0	1
100,000-149,999	2	8	-75.0	5	24	-79.2	100,000-149,999	1	2	-50.0	2	18	-88.9
150,000-199,999	2	13	-84.6	16	61	-73.8	150,000-199,999	7	8	-12.5	12	34	-64.7
200,000-249,999	26	15	73.3	74	69	7.2	200,000-249,999	26	6	333.3	55	49	12.2
250,000-299,999	12	8	50.0	30	55	-45.5	250,000-299,999	8	7	14.3	25	26	-3.8
300,000-349,999	18	16	12.5	28	34	-17.6	300,000-349,999	3	13	-76.9	20	17	17.6
350,000-399,999	7	10	-30.0	16	17	-5.9	350,000-399,999	3	1	200.0	12	4	200.0
400,000-449,999	0	2	-100.0	2	4	-50.0	400,000-449,999	0	1	-100.0	1	4	-75.0
450,000-499,999	3	3	0.0	8	4	100.0	450,000-499,999	0	1	-100.0	5	2	150.0
500,000-549,999	3	1	200.0	7	3	133.3	500,000-549,999	0	0	0.0	5	2	150.0
550,000-599,999	3	1	200.0	7	2	250.0	550,000-599,999	1	0	N/A	5	0	N/A
600,000-649,999	1	5	-80.0	3	7	-57.1	600,000-649,999	0	2	-100.0	0	5	-100.0
650,000-699,999	0	1	-100.0	0	1	-100.0	650,000-699,999	0	0	0.0	0	1	-100.0
700,000-749,999	1	1	0.0	1	2	-50.0	700,000-749,999	1	0	N/A	1	1	0.0
750,000-799,999	0	0	0.0	0	3	-100.0	750,000-799,999	0	0	0.0	0	1	-100.0
800,000-849,999	1	0	N/A	1	0	N/A	800,000-849,999	0	0	0.0	0	0	0.0
850,000-899,999	0	0	0.0	0	0	0.0	850,000-899,999	0	0	0.0	0	0	0.0
900,000-949,999	0	1	-100.0	0	1	-100.0	900,000-949,999	0	1	-100.0	0	1	-100.0
950,000-999,999	0	0	0.0	0	0	0.0	950,000-999,999	0	0	0.0	0	0	0.0
1,000,000-1,099,999	0	0	0.0	0	0	0.0	1,000,000-1,099,999	0	0	0.0	0	0	0.0
1,100,000-1,199,999	0	0	0.0	0	1	-100.0	1,100,000-1,199,999	0	0	0.0	0	0	0.0
1,200,000-1,299,999	1	1	0.0	1	2	-50.0	1,200,000-1,299,999	0	0	0.0	0	0	0.0
1,300,000-1,399,999	0	0	0.0	0	0	0.0	1,300,000-1,399,999	0	0	0.0	0	0	0.0
1,400,000-1,499,999	0	0	0.0	0	0	0.0	1,400,000-1,499,999	0	0	0.0	0	0	0.0
1,500,000-1,599,999	0	0	0.0	0	0	0.0	1,500,000-1,599,999	0	0	0.0	0	0	0.0
1,600,000-1,699,999	0	0	0.0	0	0	0.0	1,600,000-1,699,999	0	0	0.0	0	0	0.0
1,700,000-1,799,999	0	0	0.0	0	0	0.0	1,700,000-1,799,999	0	0	0.0	0	0	0.0
1,800,000-1,899,999	0	0	0.0	0	0	0.0	1,800,000-1,899,999	0	0	0.0	0	0	0.0
1,900,000-1,999,999	0	0	0.0	0	0	0.0	1,900,000-1,999,999	0	0	0.0	0	0	0.0
2,000,000-2,249,999	0	0	0.0	0	0	0.0	2,000,000-2,249,999	0	0	0.0	0	0	0.0
2,250,000-2,499,999	0	0	0.0	0	0	0.0	2,250,000-2,499,999	0	0	0.0	0	0	0.0
2,500,000-2,749,999	0	0	0.0	0	0	0.0	2,500,000-2,749,999	0	0	0.0	0	0	0.0
2,750,000-2,999,999	0	0	0.0	0	0	0.0	2,750,000-2,999,999	0	0	0.0	0	0	0.0
3,000,000-3,249,999	0	0	0.0	0	0	0.0	3,000,000-3,249,999	0	0	0.0	0	0	0.0
3,250,000-3,499,999	0	0	0.0	0	0	0.0	3,250,000-3,499,999	0	0	0.0	0	0	0.0
3,500,000-3,749,999	0	0	0.0	0	0	0.0	3,500,000-3,749,999	0	0	0.0	0	0	0.0
3,750,000-3,999,999	0	0	0.0	0	0	0.0	3,750,000-3,999,999	0	0	0.0	0	0	0.0
4,000,000-4,249,999	0	0	0.0	0	0	0.0	4,000,000-4,249,999	0	0	0.0	0	0	0.0
4,250,000-4,499,999	0	0	0.0	0	0	0.0	4,250,000-4,499,999	0	0	0.0	0	0	0.0
4,500,000-4,749,999	0	0	0.0	0	0	0.0	4,500,000-4,749,999	0	0	0.0	0	0	0.0
4,750,000-4,999,999	0	0	0.0	0	0	0.0	4,750,000-4,999,999	0	0	0.0	0	0	0.0
5,000,000+	0	0	0.0	0	0	0.0	5,000,000+	0	0	0.0	0	0	0.0
Totals	80	88	-9.1	200	295	-32.2	Totals	50	42	19.0	144	168	-14.3

All information is subject to change, is deemed reliable but is not guaranteed, and should be independently verified. The information being provided is for consumers' personal, non-commercial use and may not be used for any other purpose other than to identify prospective properties consumers may be interested in purchasing. © 2017 Montana Regional MLS, LLC and FBS. All Rights Reserved. Prepared by Rhiannon Coburn on Wednesday, May 03, 2017 4:25 PM.