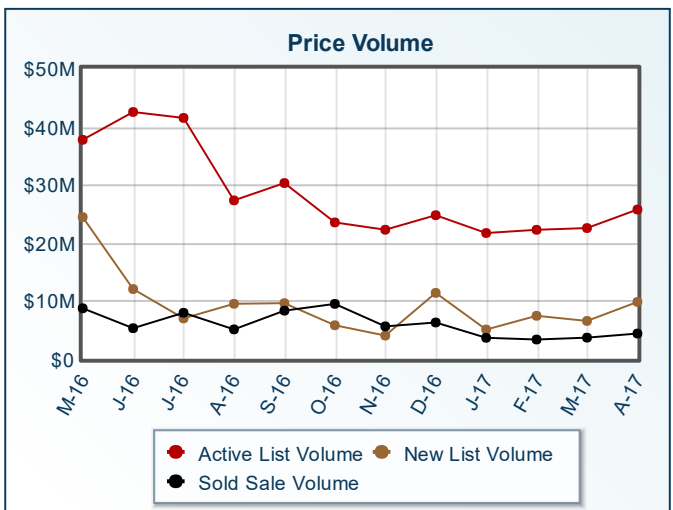
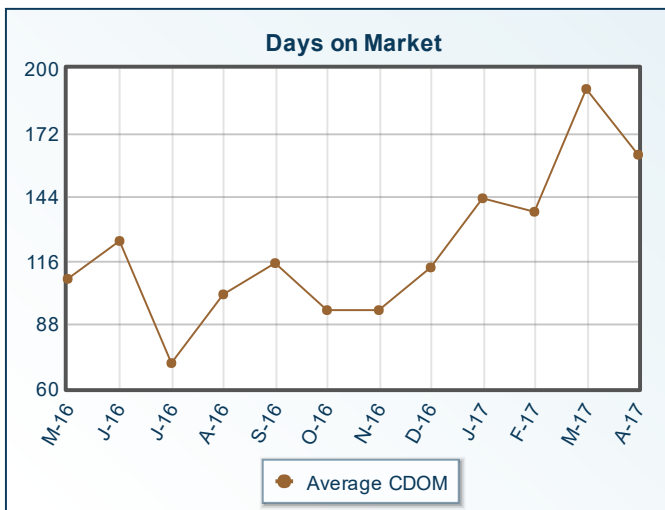
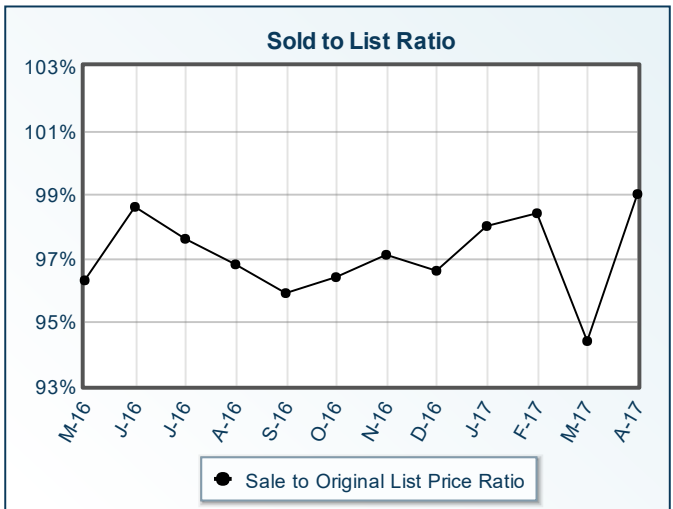
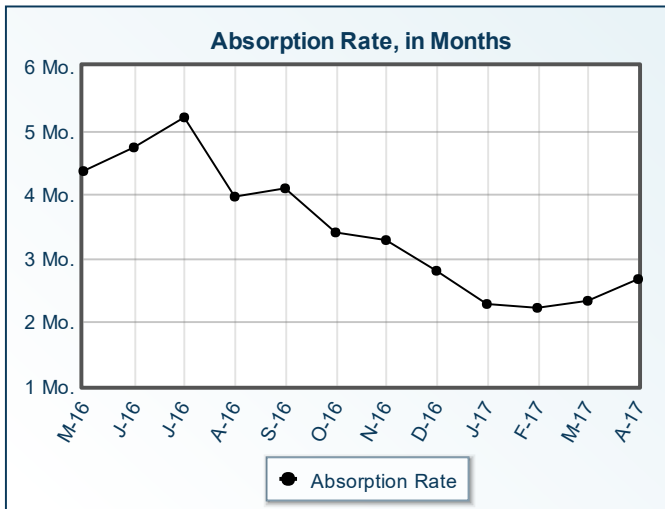
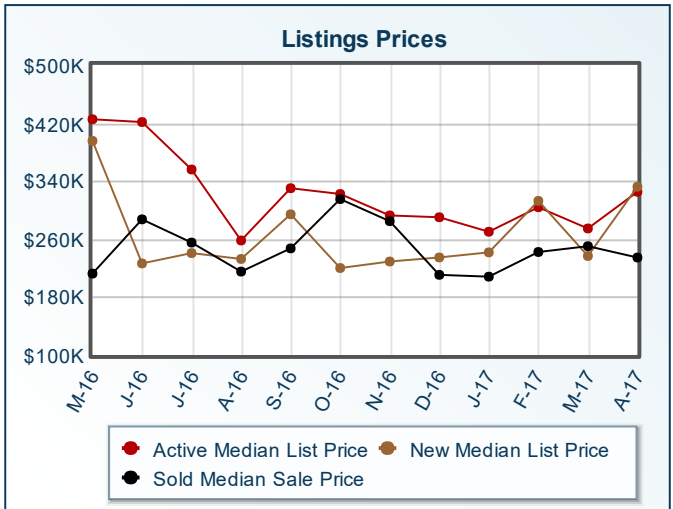
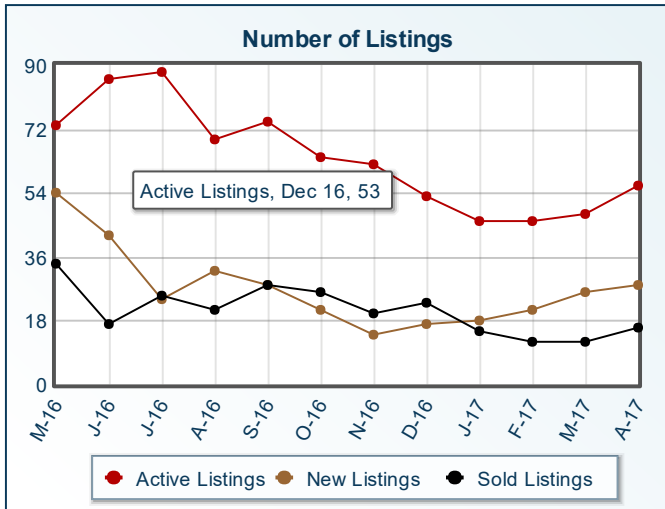


# Market Summary

59802 Residential, April 2017



<b>Summary Statistics</b>						
	<b>Apr-17</b>	<b>Apr-16</b>	<b>% Chg</b>	<b>2017 YTD</b>	<b>2016 YTD</b>	<b>% Chg</b>
Absorption Rate	2.67	3.05	-12.46	2.38	3.53	-32.58
Average List Price	\$459,319	\$502,788	-8.65	\$371,654	\$351,378	5.77
Median List Price	\$325,000	\$355,000	-8.45	\$252,450	\$265,000	-4.74
Average Sale Price	\$271,757	\$284,001	-4.31	\$271,385	\$268,658	1.02
Median Sale Price	\$234,394	\$277,500	-15.53	\$230,000	\$270,500	-14.97
Average CDOM	162	86	88.37	157	95	65.26
Median CDOM	165	44	275.00	85	71	19.72

	<b>Sold Listings</b>						<b>Pending Listings</b>					
	<b>This Month</b>			<b>Year to Date</b>			<b>This Month</b>			<b>Year to Date</b>		
	<b>2017</b>	<b>2016</b>	<b>% Chg</b>	<b>2017</b>	<b>2016</b>	<b>% Chg</b>	<b>2017</b>	<b>2016</b>	<b>% Chg</b>	<b>2017</b>	<b>2016</b>	<b>% Chg</b>
0-99,999	0	0	0.0	0	2	-100.0	0	1	-100.0	0	5	-100.0
100,000-149,999	1	1	0.0	4	6	-33.3	1	2	-50.0	4	16	-75.0
150,000-199,999	1	4	-75.0	9	10	-10.0	6	6	0.0	13	29	-55.2
200,000-249,999	8	2	300.0	22	3	633.3	5	3	66.7	28	19	47.4
250,000-299,999	2	3	-33.3	6	7	-14.3	4	4	0.0	9	19	-52.6
300,000-349,999	2	5	-60.0	5	11	-54.5	4	2	100.0	8	14	-42.9
350,000-399,999	0	1	-100.0	0	3	-100.0	0	2	-100.0	2	5	-60.0
400,000-449,999	0	2	-100.0	2	4	-50.0	1	1	0.0	4	7	-42.9
450,000-499,999	1	1	0.0	2	1	100.0	3	2	50.0	4	8	-50.0
500,000-549,999	0	0	0.0	1	0	N/A	0	0	0.0	1	1	0.0
550,000-599,999	1	0	N/A	3	0	N/A	0	0	0.0	1	1	0.0
600,000-649,999	0	0	0.0	0	1	-100.0	0	0	0.0	0	1	-100.0
650,000-699,999	0	0	0.0	1	0	N/A	1	0	N/A	4	1	300.0
700,000-749,999	0	0	0.0	0	0	0.0	0	0	0.0	0	0	0.0
750,000-799,999	0	0	0.0	0	0	0.0	0	0	0.0	0	0	0.0
800,000-849,999	0	0	0.0	0	0	0.0	0	0	0.0	0	0	0.0
850,000-899,999	0	0	0.0	0	0	0.0	1	0	N/A	1	0	N/A
900,000-949,999	0	0	0.0	0	0	0.0	0	0	0.0	0	0	0.0
950,000-999,999	0	0	0.0	0	0	0.0	0	0	0.0	0	0	0.0
1,000,000-1,099,999	0	0	0.0	0	0	0.0	0	0	0.0	0	0	0.0
1,100,000-1,199,999	0	0	0.0	0	0	0.0	0	0	0.0	0	0	0.0
1,200,000-1,299,999	0	0	0.0	0	0	0.0	0	0	0.0	0	0	0.0
1,300,000-1,399,999	0	0	0.0	0	0	0.0	0	0	0.0	0	0	0.0
1,400,000-1,499,999	0	0	0.0	0	0	0.0	0	0	0.0	0	0	0.0
1,500,000-1,599,999	0	0	0.0	0	0	0.0	0	0	0.0	0	0	0.0
1,600,000-1,699,999	0	0	0.0	0	0	0.0	0	0	0.0	0	0	0.0
1,700,000-1,799,999	0	0	0.0	0	0	0.0	0	0	0.0	0	0	0.0
1,800,000-1,899,999	0	0	0.0	0	0	0.0	0	0	0.0	0	0	0.0
1,900,000-1,999,999	0	0	0.0	0	0	0.0	0	0	0.0	0	0	0.0
2,000,000-2,249,999	0	0	0.0	0	0	0.0	0	0	0.0	0	0	0.0
2,250,000-2,499,999	0	0	0.0	0	0	0.0	0	0	0.0	0	0	0.0
2,500,000-2,749,999	0	0	0.0	0	0	0.0	0	0	0.0	0	0	0.0
2,750,000-2,999,999	0	0	0.0	0	0	0.0	0	0	0.0	0	0	0.0
3,000,000-3,249,999	0	0	0.0	0	0	0.0	0	0	0.0	0	0	0.0
3,250,000-3,499,999	0	0	0.0	0	0	0.0	0	0	0.0	0	0	0.0
3,500,000-3,749,999	0	0	0.0	0	0	0.0	0	0	0.0	0	0	0.0
3,750,000-3,999,999	0	0	0.0	0	0	0.0	0	0	0.0	0	0	0.0
4,000,000-4,249,999	0	0	0.0	0	0	0.0	0	0	0.0	0	0	0.0
4,250,000-4,499,999	0	0	0.0	0	0	0.0	0	0	0.0	0	0	0.0
4,500,000-4,749,999	0	0	0.0	0	0	0.0	0	0	0.0	0	0	0.0
4,750,000-4,999,999	0	0	0.0	0	0	0.0	0	0	0.0	0	0	0.0
5,000,000+	0	0	0.0	0	0	0.0	0	0	0.0	0	0	0.0
<b>Totals</b>	<b>16</b>	<b>19</b>	<b>-15.8</b>	<b>55</b>	<b>48</b>	<b>14.6</b>	<b>26</b>	<b>23</b>	<b>13.0</b>	<b>79</b>	<b>126</b>	<b>-37.3</b>

Active Listings	This Month			Year to Date			New Listings	This Month			Year to Date		
	2017	2016	% Chg	2017	2016	% Chg		2017	2016	% Chg	2017	2016	% Chg
	0-99,999	0	0	0.0	0	5		-100.0	0-99,999	0	0	0.0	0
100,000-149,999	4	2	100.0	7	17	-58.8	100,000-149,999	1	1	0.0	4	10	-60.0
150,000-199,999	8	7	14.3	24	31	-22.6	150,000-199,999	8	6	33.3	17	16	6.3
200,000-249,999	10	6	66.7	38	22	72.7	200,000-249,999	2	3	-33.3	28	11	154.5
250,000-299,999	5	5	0.0	13	25	-48.0	250,000-299,999	1	1	0.0	10	19	-47.4
300,000-349,999	5	4	25.0	11	16	-31.2	300,000-349,999	5	2	150.0	8	6	33.3
350,000-399,999	2	3	-33.3	5	6	-16.7	350,000-399,999	0	2	-100.0	3	4	-25.0
400,000-449,999	5	7	-28.6	9	16	-43.7	400,000-449,999	5	5	0.0	8	11	-27.3
450,000-499,999	7	6	16.7	10	11	-9.1	450,000-499,999	3	1	200.0	7	3	133.3
500,000-549,999	2	2	0.0	5	6	-16.7	500,000-549,999	0	3	-100.0	2	3	-33.3
550,000-599,999	2	0	N/A	3	1	200.0	550,000-599,999	1	0	N/A	2	1	100.0
600,000-649,999	0	0	0.0	1	1	0.0	600,000-649,999	0	0	0.0	0	0	0.0
650,000-699,999	1	1	0.0	5	2	150.0	650,000-699,999	0	0	0.0	1	1	0.0
700,000-749,999	1	2	-50.0	1	2	-50.0	700,000-749,999	0	0	0.0	1	1	0.0
750,000-799,999	0	0	0.0	1	0	N/A	750,000-799,999	1	0	N/A	1	0	N/A
800,000-849,999	0	0	0.0	0	1	-100.0	800,000-849,999	0	0	0.0	0	1	-100.0
850,000-899,999	1	1	0.0	2	1	100.0	850,000-899,999	1	0	N/A	1	0	N/A
900,000-949,999	0	1	-100.0	0	1	-100.0	900,000-949,999	0	0	0.0	0	1	-100.0
950,000-999,999	0	0	0.0	0	0	0.0	950,000-999,999	0	0	0.0	0	0	0.0
1,000,000-1,099,999	0	0	0.0	0	0	0.0	1,000,000-1,099,999	0	0	0.0	0	0	0.0
1,100,000-1,199,999	1	0	N/A	1	0	N/A	1,100,000-1,199,999	0	0	0.0	0	0	0.0
1,200,000-1,299,999	0	0	0.0	0	0	0.0	1,200,000-1,299,999	0	0	0.0	0	0	0.0
1,300,000-1,399,999	0	0	0.0	0	0	0.0	1,300,000-1,399,999	0	0	0.0	0	0	0.0
1,400,000-1,499,999	0	0	0.0	0	0	0.0	1,400,000-1,499,999	0	0	0.0	0	0	0.0
1,500,000-1,599,999	0	0	0.0	0	0	0.0	1,500,000-1,599,999	0	0	0.0	0	0	0.0
1,600,000-1,699,999	0	0	0.0	0	0	0.0	1,600,000-1,699,999	0	0	0.0	0	0	0.0
1,700,000-1,799,999	0	0	0.0	0	1	-100.0	1,700,000-1,799,999	0	0	0.0	0	0	0.0
1,800,000-1,899,999	0	0	0.0	0	0	0.0	1,800,000-1,899,999	0	0	0.0	0	0	0.0
1,900,000-1,999,999	0	0	0.0	0	0	0.0	1,900,000-1,999,999	0	0	0.0	0	0	0.0
2,000,000-2,249,999	0	0	0.0	0	0	0.0	2,000,000-2,249,999	0	0	0.0	0	0	0.0
2,250,000-2,499,999	0	0	0.0	0	0	0.0	2,250,000-2,499,999	0	0	0.0	0	0	0.0
2,500,000-2,749,999	0	0	0.0	0	0	0.0	2,500,000-2,749,999	0	0	0.0	0	0	0.0
2,750,000-2,999,999	1	0	N/A	1	0	N/A	2,750,000-2,999,999	0	0	0.0	0	0	0.0
3,000,000-3,249,999	0	0	0.0	0	0	0.0	3,000,000-3,249,999	0	0	0.0	0	0	0.0
3,250,000-3,499,999	0	1	-100.0	0	1	-100.0	3,250,000-3,499,999	0	0	0.0	0	0	0.0
3,500,000-3,749,999	1	0	N/A	1	0	N/A	3,500,000-3,749,999	0	0	0.0	0	0	0.0
3,750,000-3,999,999	0	1	-100.0	0	1	-100.0	3,750,000-3,999,999	0	0	0.0	0	0	0.0
4,000,000-4,249,999	0	0	0.0	0	0	0.0	4,000,000-4,249,999	0	0	0.0	0	0	0.0
4,250,000-4,499,999	0	0	0.0	0	0	0.0	4,250,000-4,499,999	0	0	0.0	0	0	0.0
4,500,000-4,749,999	0	0	0.0	0	0	0.0	4,500,000-4,749,999	0	0	0.0	0	0	0.0
4,750,000-4,999,999	0	0	0.0	0	0	0.0	4,750,000-4,999,999	0	0	0.0	0	0	0.0
5,000,000+	0	0	0.0	0	0	0.0	5,000,000+	0	0	0.0	0	0	0.0
Totals	56	49	14.3	138	167	-17.4	Totals	28	24	16.7	93	89	4.5

All information is subject to change, is deemed reliable but is not guaranteed, and should be independently verified. The information being provided is for consumers' personal, non-commercial use and may not be used for any other purpose other than to identify prospective properties consumers may be interested in purchasing. © 2017 Montana Regional MLS, LLC and FBS. All Rights Reserved. Prepared by Rhiannon Coburn on Wednesday, May 03, 2017 4:26 PM.