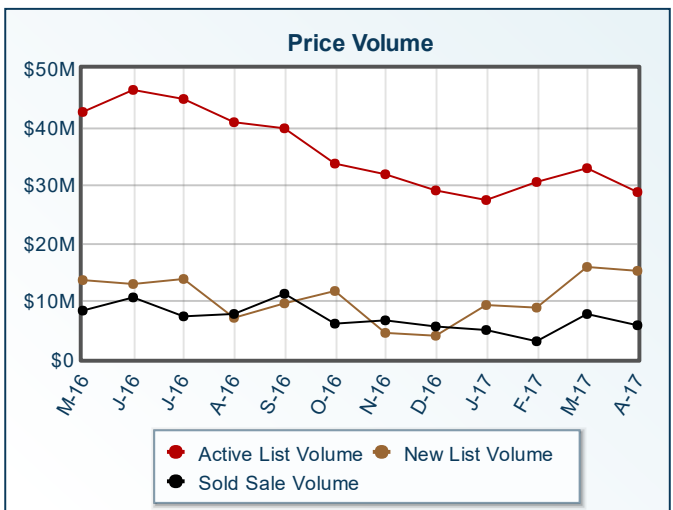
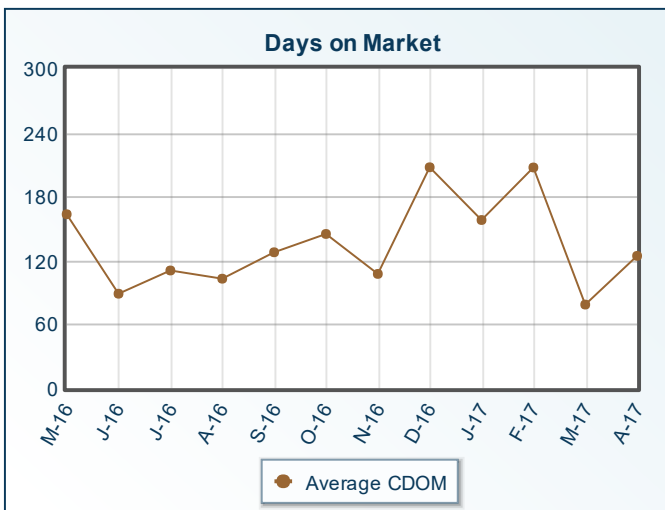
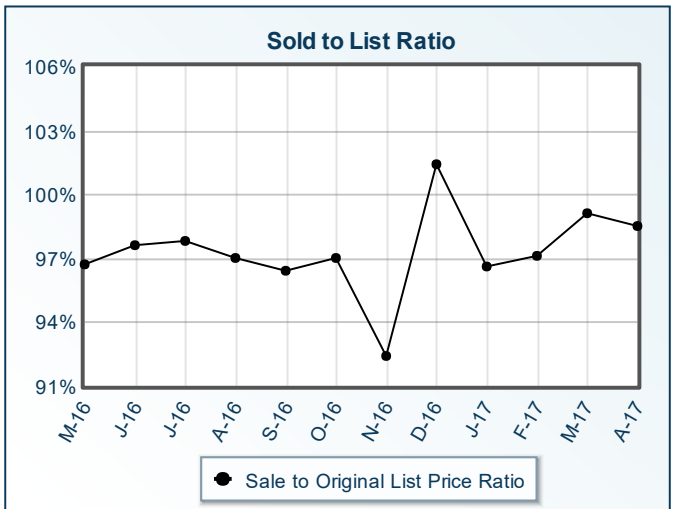
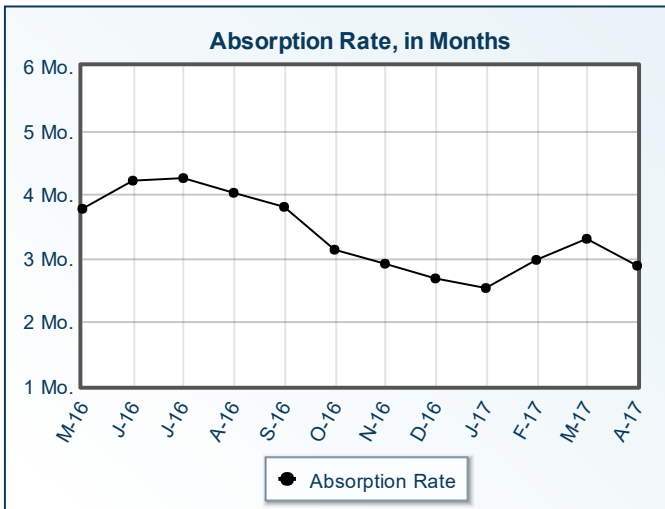
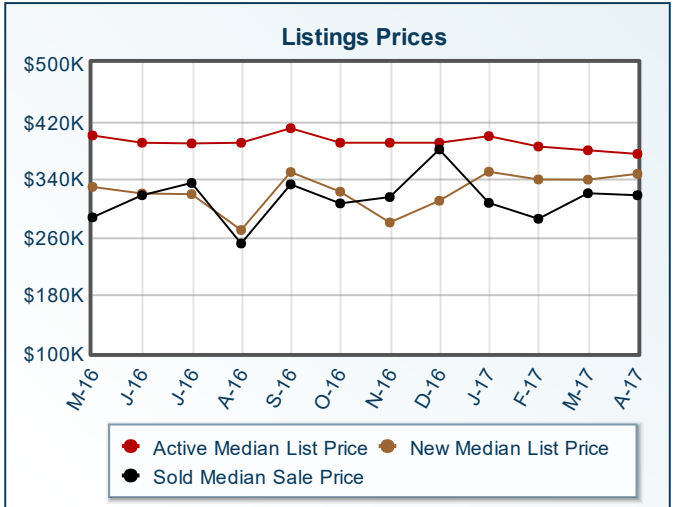
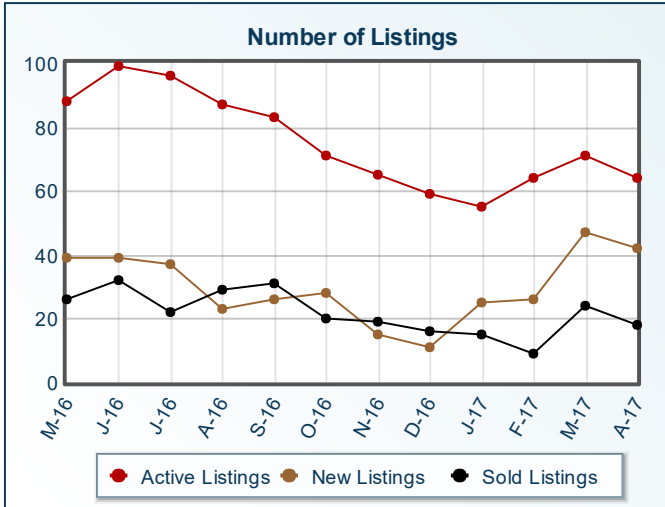


Market Summary

59803 Residential, April 2017



Summary Statistics						
	Apr-17	Apr-16	% Chg	2017 YTD	2016 YTD	% Chg
Absorption Rate	2.88	4	-28.00	2.92	4.09	-28.61
Average List Price	\$448,931	\$465,933	-3.65	\$391,819	\$441,190	-11.19
Median List Price	\$374,475	\$379,950	-1.44	\$350,000	\$350,000	0.00
Average Sale Price	\$320,780	\$336,498	-4.67	\$325,233	\$302,783	7.41
Median Sale Price	\$317,500	\$312,500	1.60	\$315,950	\$279,250	13.14
Average CDOM	124	143	-13.29	126	131	-3.82
Median CDOM	51	84	-39.29	65	101	-35.64

	Sold Listings						Pending Listings					
	This Month			Year to Date			This Month			Year to Date		
	2017	2016	% Chg	2017	2016	% Chg	2017	2016	% Chg	2017	2016	% Chg
0-99,999	0	0	0.0	0	1	-100.0	0	0	0.0	0	0	0.0
100,000-149,999	0	1	-100.0	0	5	-100.0	2	2	0.0	3	7	-57.1
150,000-199,999	0	2	-100.0	4	4	0.0	2	0	N/A	6	5	20.0
200,000-249,999	4	6	-33.3	14	17	-17.6	6	7	-14.3	15	28	-46.4
250,000-299,999	4	2	100.0	13	10	30.0	14	9	55.6	26	25	4.0
300,000-349,999	4	4	0.0	14	10	40.0	4	5	-20.0	16	30	-46.7
350,000-399,999	4	3	33.3	8	8	0.0	6	6	0.0	18	19	-5.3
400,000-449,999	0	3	-100.0	4	6	-33.3	3	2	50.0	7	16	-56.2
450,000-499,999	2	1	100.0	4	2	100.0	3	0	N/A	9	2	350.0
500,000-549,999	0	0	0.0	3	0	N/A	1	0	N/A	1	5	-80.0
550,000-599,999	0	1	-100.0	1	1	0.0	1	0	N/A	3	2	50.0
600,000-649,999	0	0	0.0	0	0	0.0	0	0	0.0	2	0	N/A
650,000-699,999	0	0	0.0	0	0	0.0	0	0	0.0	0	2	-100.0
700,000-749,999	0	0	0.0	1	1	0.0	0	1	-100.0	1	1	0.0
750,000-799,999	0	0	0.0	0	0	0.0	0	0	0.0	0	0	0.0
800,000-849,999	0	0	0.0	0	0	0.0	0	0	0.0	0	1	-100.0
850,000-899,999	0	1	-100.0	0	1	-100.0	0	0	0.0	0	1	-100.0
900,000-949,999	0	0	0.0	0	0	0.0	0	0	0.0	0	0	0.0
950,000-999,999	0	0	0.0	0	0	0.0	0	0	0.0	0	1	-100.0
1,000,000-1,099,999	0	0	0.0	0	0	0.0	0	0	0.0	0	0	0.0
1,100,000-1,199,999	0	0	0.0	0	0	0.0	0	0	0.0	0	0	0.0
1,200,000-1,299,999	0	0	0.0	0	0	0.0	0	0	0.0	0	0	0.0
1,300,000-1,399,999	0	0	0.0	0	0	0.0	0	0	0.0	0	2	-100.0
1,400,000-1,499,999	0	0	0.0	0	0	0.0	0	0	0.0	0	2	-100.0
1,500,000-1,599,999	0	0	0.0	0	0	0.0	0	0	0.0	0	2	-100.0
1,600,000-1,699,999	0	0	0.0	0	0	0.0	0	0	0.0	0	0	0.0
1,700,000-1,799,999	0	0	0.0	0	0	0.0	0	0	0.0	0	1	-100.0
1,800,000-1,899,999	0	0	0.0	0	0	0.0	0	0	0.0	0	0	0.0
1,900,000-1,999,999	0	0	0.0	0	0	0.0	0	0	0.0	0	0	0.0
2,000,000-2,249,999	0	0	0.0	0	0	0.0	0	0	0.0	0	0	0.0
2,250,000-2,499,999	0	0	0.0	0	0	0.0	0	0	0.0	0	0	0.0
2,500,000-2,749,999	0	0	0.0	0	0	0.0	0	0	0.0	0	1	-100.0
2,750,000-2,999,999	0	0	0.0	0	0	0.0	0	0	0.0	0	0	0.0
3,000,000-3,249,999	0	0	0.0	0	0	0.0	0	0	0.0	0	0	0.0
3,250,000-3,499,999	0	0	0.0	0	0	0.0	0	0	0.0	0	0	0.0
3,500,000-3,749,999	0	0	0.0	0	0	0.0	0	0	0.0	0	0	0.0
3,750,000-3,999,999	0	0	0.0	0	0	0.0	0	0	0.0	0	0	0.0
4,000,000-4,249,999	0	0	0.0	0	0	0.0	0	0	0.0	0	0	0.0
4,250,000-4,499,999	0	0	0.0	0	0	0.0	0	0	0.0	0	0	0.0
4,500,000-4,749,999	0	0	0.0	0	0	0.0	0	0	0.0	0	0	0.0
4,750,000-4,999,999	0	0	0.0	0	0	0.0	0	0	0.0	0	0	0.0
5,000,000+	0	0	0.0	0	0	0.0	0	0	0.0	0	0	0.0
Totals	18	24	-25.0	66	66	0.0	42	32	31.3	107	153	-30.1

Active Listings	This Month			Year to Date			New Listings	This Month			Year to Date		
	2017	2016	% Chg	2017	2016	% Chg		2017	2016	% Chg	2017	2016	% Chg
	0-99,999	0	0	0.0	0	0		0.0	0-99,999	0	0	0.0	0
100,000-149,999	1	0	N/A	3	7	-57.1	100,000-149,999	0	1	-100.0	3	4	-25.0
150,000-199,999	0	2	-100.0	7	7	0.0	150,000-199,999	2	1	100.0	6	4	50.0
200,000-249,999	5	7	-28.6	21	30	-30.0	200,000-249,999	4	7	-42.9	15	18	-16.7
250,000-299,999	9	11	-18.2	33	35	-5.7	250,000-299,999	10	7	42.9	28	21	33.3
300,000-349,999	10	13	-23.1	31	43	-27.9	300,000-349,999	6	5	20.0	24	24	0.0
350,000-399,999	14	19	-26.3	41	39	5.1	350,000-399,999	10	9	11.1	32	22	45.5
400,000-449,999	8	13	-38.5	16	28	-42.9	400,000-449,999	4	7	-42.9	12	12	0.0
450,000-499,999	4	7	-42.9	15	9	66.7	450,000-499,999	1	0	N/A	9	2	350.0
500,000-549,999	2	3	-33.3	2	9	-77.8	500,000-549,999	1	0	N/A	1	4	-75.0
550,000-599,999	2	3	-33.3	6	6	0.0	550,000-599,999	1	0	N/A	3	3	0.0
600,000-649,999	3	1	200.0	6	2	200.0	600,000-649,999	1	1	0.0	4	1	300.0
650,000-699,999	1	3	-66.7	2	6	-66.7	650,000-699,999	1	0	N/A	1	0	N/A
700,000-749,999	0	3	-100.0	3	5	-40.0	700,000-749,999	1	1	0.0	2	4	-50.0
750,000-799,999	1	2	-50.0	1	2	-50.0	750,000-799,999	0	1	-100.0	0	1	-100.0
800,000-849,999	0	1	-100.0	0	2	-100.0	800,000-849,999	0	0	0.0	0	0	0.0
850,000-899,999	1	1	0.0	1	2	-50.0	850,000-899,999	0	0	0.0	0	0	0.0
900,000-949,999	0	0	0.0	0	0	0.0	900,000-949,999	0	0	0.0	0	0	0.0
950,000-999,999	0	1	-100.0	0	2	-100.0	950,000-999,999	0	1	-100.0	0	1	-100.0
1,000,000-1,099,999	0	0	0.0	0	0	0.0	1,000,000-1,099,999	0	0	0.0	0	0	0.0
1,100,000-1,199,999	0	0	0.0	0	0	0.0	1,100,000-1,199,999	0	0	0.0	0	0	0.0
1,200,000-1,299,999	1	0	N/A	1	0	N/A	1,200,000-1,299,999	0	0	0.0	0	0	0.0
1,300,000-1,399,999	0	1	-100.0	0	3	-100.0	1,300,000-1,399,999	0	0	0.0	0	0	0.0
1,400,000-1,499,999	0	1	-100.0	0	3	-100.0	1,400,000-1,499,999	0	0	0.0	0	0	0.0
1,500,000-1,599,999	1	0	N/A	1	2	-50.0	1,500,000-1,599,999	0	0	0.0	0	0	0.0
1,600,000-1,699,999	0	1	-100.0	1	2	-50.0	1,600,000-1,699,999	0	0	0.0	0	2	-100.0
1,700,000-1,799,999	0	0	0.0	0	1	-100.0	1,700,000-1,799,999	0	0	0.0	0	0	0.0
1,800,000-1,899,999	1	1	0.0	1	1	0.0	1,800,000-1,899,999	0	0	0.0	0	0	0.0
1,900,000-1,999,999	0	0	0.0	0	0	0.0	1,900,000-1,999,999	0	0	0.0	0	0	0.0
2,000,000-2,249,999	0	0	0.0	0	0	0.0	2,000,000-2,249,999	0	0	0.0	0	0	0.0
2,250,000-2,499,999	0	0	0.0	0	0	0.0	2,250,000-2,499,999	0	0	0.0	0	0	0.0
2,500,000-2,749,999	0	0	0.0	0	1	-100.0	2,500,000-2,749,999	0	0	0.0	0	0	0.0
2,750,000-2,999,999	0	0	0.0	0	0	0.0	2,750,000-2,999,999	0	0	0.0	0	0	0.0
3,000,000-3,249,999	0	0	0.0	0	0	0.0	3,000,000-3,249,999	0	0	0.0	0	0	0.0
3,250,000-3,499,999	0	0	0.0	0	0	0.0	3,250,000-3,499,999	0	0	0.0	0	0	0.0
3,500,000-3,749,999	0	0	0.0	0	0	0.0	3,500,000-3,749,999	0	0	0.0	0	0	0.0
3,750,000-3,999,999	0	0	0.0	0	0	0.0	3,750,000-3,999,999	0	0	0.0	0	0	0.0
4,000,000-4,249,999	0	0	0.0	0	0	0.0	4,000,000-4,249,999	0	0	0.0	0	0	0.0
4,250,000-4,499,999	0	0	0.0	0	0	0.0	4,250,000-4,499,999	0	0	0.0	0	0	0.0
4,500,000-4,749,999	0	0	0.0	0	0	0.0	4,500,000-4,749,999	0	0	0.0	0	0	0.0
4,750,000-4,999,999	0	0	0.0	0	0	0.0	4,750,000-4,999,999	0	0	0.0	0	0	0.0
5,000,000+	0	0	0.0	0	0	0.0	5,000,000+	0	0	0.0	0	0	0.0
Totals	64	94	-31.9	192	247	-22.3	Totals	42	41	2.4	140	123	13.8

All information is subject to change, is deemed reliable but is not guaranteed, and should be independently verified. The information being provided is for consumers' personal, non-commercial use and may not be used for any other purpose other than to identify prospective properties consumers may be interested in purchasing. © 2017 Montana Regional MLS, LLC and FBS. All Rights Reserved. Prepared by Rhiannon Coburn on Wednesday, May 03, 2017 4:27 PM.