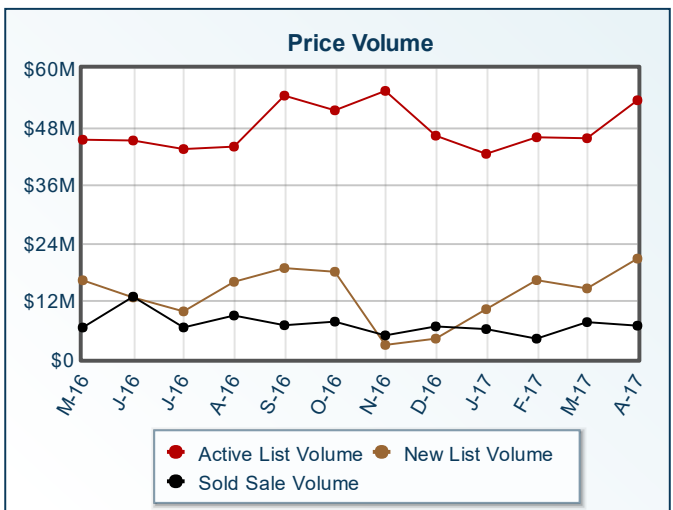
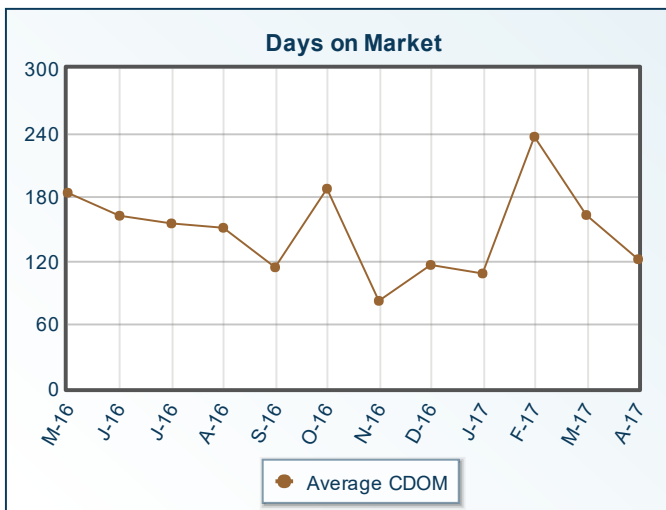
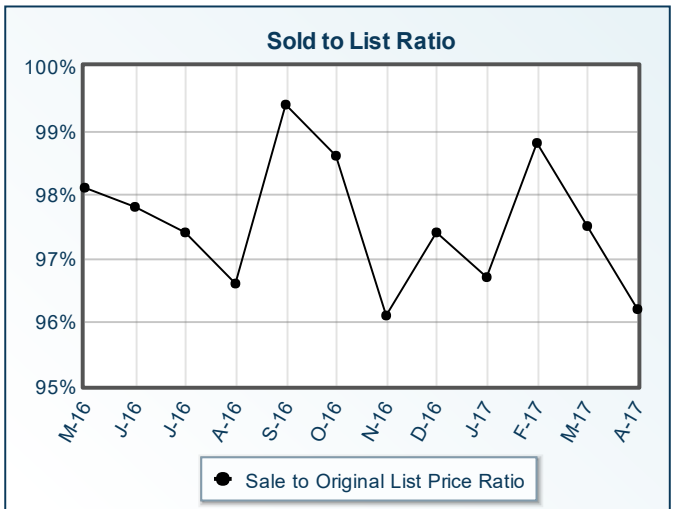
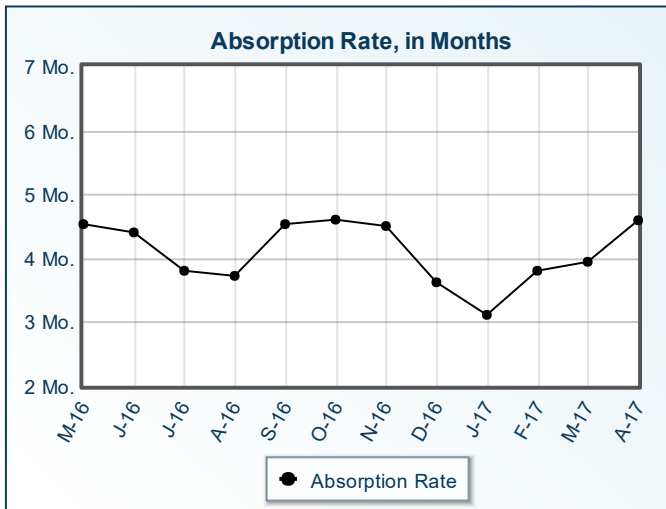
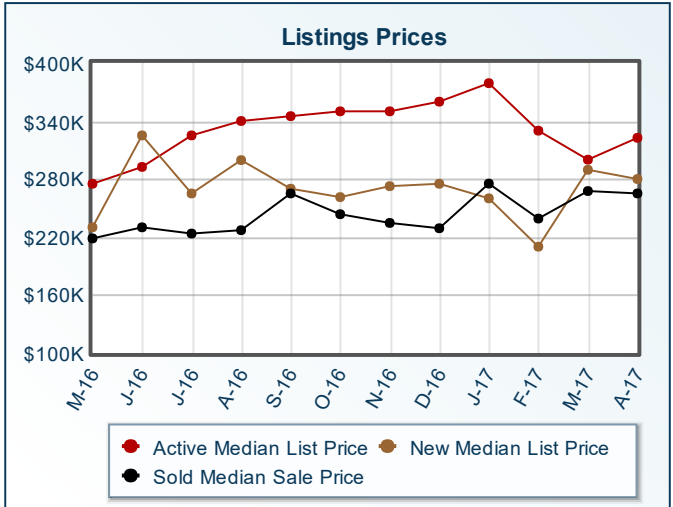
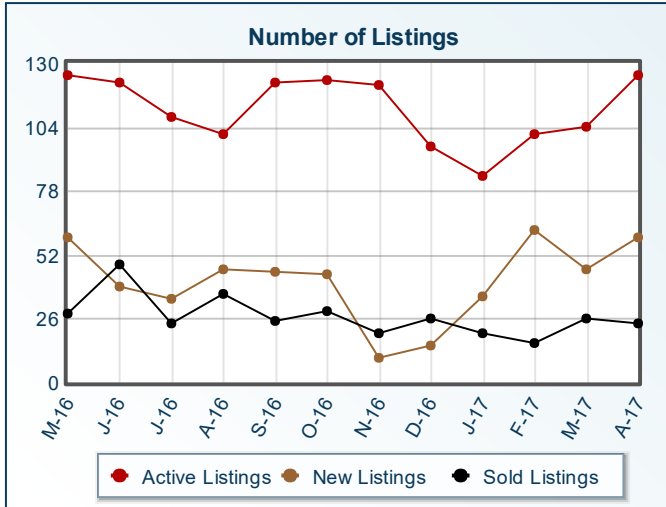


Market Summary

59808 Residential, April 2017



Summary Statistics						
	Apr-17	Apr-16	% Chg	2017 YTD	2016 YTD	% Chg
Absorption Rate	4.59	3.84	19.53	3.86	4.03	-4.22
Average List Price	\$427,700	\$390,613	9.49	\$367,367	\$343,272	7.02
Median List Price	\$322,500	\$299,394	7.72	\$279,900	\$259,900	7.70
Average Sale Price	\$285,256	\$272,751	4.58	\$287,484	\$254,024	13.17
Median Sale Price	\$265,000	\$237,900	11.39	\$263,058	\$232,400	13.19
Average CDOM	121	189	-35.98	151	169	-10.65
Median CDOM	67	94	-28.72	72	101	-28.71

	Sold Listings						Pending Listings					
	This Month			Year to Date			This Month			Year to Date		
	2017	2016	% Chg	2017	2016	% Chg	2017	2016	% Chg	2017	2016	% Chg
0-99,999	0	0	0.0	0	4	-100.0	1	0	N/A	1	5	-80.0
100,000-149,999	1	1	0.0	6	5	20.0	4	3	33.3	11	14	-21.4
150,000-199,999	2	4	-50.0	10	18	-44.4	9	5	80.0	22	31	-29.0
200,000-249,999	6	10	-40.0	21	29	-27.6	15	11	36.4	33	37	-10.8
250,000-299,999	6	3	100.0	18	10	80.0	11	7	57.1	34	22	54.5
300,000-349,999	4	6	-33.3	13	9	44.4	5	4	25.0	10	17	-41.2
350,000-399,999	2	3	-33.3	5	7	-28.6	1	1	0.0	9	17	-47.1
400,000-449,999	2	1	100.0	7	1	600.0	5	5	0.0	14	10	40.0
450,000-499,999	1	0	N/A	3	1	200.0	2	2	0.0	4	2	100.0
500,000-549,999	0	1	-100.0	0	1	-100.0	0	0	0.0	3	2	50.0
550,000-599,999	0	0	0.0	1	0	N/A	1	0	N/A	1	5	-80.0
600,000-649,999	0	0	0.0	0	2	-100.0	0	0	0.0	0	1	-100.0
650,000-699,999	0	0	0.0	1	1	0.0	0	2	-100.0	0	3	-100.0
700,000-749,999	0	0	0.0	1	0	N/A	0	0	0.0	0	1	-100.0
750,000-799,999	0	0	0.0	0	0	0.0	0	0	0.0	0	2	-100.0
800,000-849,999	0	0	0.0	0	0	0.0	0	0	0.0	0	0	0.0
850,000-899,999	0	0	0.0	0	0	0.0	0	0	0.0	0	1	-100.0
900,000-949,999	0	0	0.0	0	0	0.0	0	0	0.0	0	0	0.0
950,000-999,999	0	0	0.0	0	0	0.0	0	0	0.0	0	0	0.0
1,000,000-1,099,999	0	0	0.0	0	0	0.0	0	0	0.0	0	0	0.0
1,100,000-1,199,999	0	0	0.0	0	0	0.0	0	0	0.0	0	0	0.0
1,200,000-1,299,999	0	0	0.0	0	0	0.0	0	0	0.0	0	0	0.0
1,300,000-1,399,999	0	0	0.0	0	0	0.0	0	0	0.0	0	0	0.0
1,400,000-1,499,999	0	0	0.0	0	0	0.0	0	0	0.0	0	1	-100.0
1,500,000-1,599,999	0	0	0.0	0	0	0.0	0	0	0.0	0	0	0.0
1,600,000-1,699,999	0	0	0.0	0	0	0.0	0	0	0.0	0	0	0.0
1,700,000-1,799,999	0	0	0.0	0	0	0.0	0	0	0.0	0	0	0.0
1,800,000-1,899,999	0	0	0.0	0	0	0.0	0	0	0.0	0	0	0.0
1,900,000-1,999,999	0	0	0.0	0	0	0.0	0	0	0.0	0	0	0.0
2,000,000-2,249,999	0	0	0.0	0	0	0.0	0	0	0.0	0	0	0.0
2,250,000-2,499,999	0	0	0.0	0	0	0.0	0	0	0.0	0	0	0.0
2,500,000-2,749,999	0	0	0.0	0	0	0.0	0	0	0.0	0	0	0.0
2,750,000-2,999,999	0	0	0.0	0	0	0.0	0	0	0.0	0	0	0.0
3,000,000-3,249,999	0	0	0.0	0	0	0.0	0	0	0.0	0	0	0.0
3,250,000-3,499,999	0	0	0.0	0	0	0.0	0	0	0.0	0	0	0.0
3,500,000-3,749,999	0	0	0.0	0	0	0.0	0	0	0.0	0	0	0.0
3,750,000-3,999,999	0	0	0.0	0	0	0.0	0	0	0.0	0	0	0.0
4,000,000-4,249,999	0	0	0.0	0	0	0.0	0	0	0.0	0	0	0.0
4,250,000-4,499,999	0	0	0.0	0	0	0.0	0	0	0.0	0	0	0.0
4,500,000-4,749,999	0	0	0.0	0	0	0.0	0	0	0.0	0	0	0.0
4,750,000-4,999,999	0	0	0.0	0	0	0.0	0	0	0.0	0	0	0.0
5,000,000+	0	0	0.0	0	0	0.0	0	0	0.0	0	0	0.0
Totals	24	29	-17.2	86	88	-2.3	54	40	35.0	142	171	-17.0

Active Listings	This Month			Year to Date			New Listings	This Month			Year to Date		
	2017	2016	% Chg	2017	2016	% Chg		2017	2016	% Chg	2017	2016	% Chg
	0-99,999	2	1	100.0	2	9		-77.8	0-99,999	0	0	0.0	1
100,000-149,999	4	7	-42.9	12	17	-29.4	100,000-149,999	2	1	100.0	9	9	0.0
150,000-199,999	18	20	-10.0	39	57	-31.6	150,000-199,999	3	3	0.0	35	25	40.0
200,000-249,999	17	15	13.3	52	53	-1.9	200,000-249,999	13	11	18.2	44	28	57.1
250,000-299,999	20	12	66.7	52	35	48.6	250,000-299,999	14	15	-6.7	45	24	87.5
300,000-349,999	9	13	-30.8	27	28	-3.6	300,000-349,999	9	9	0.0	17	19	-10.5
350,000-399,999	14	9	55.6	22	27	-18.5	350,000-399,999	3	0	N/A	14	10	40.0
400,000-449,999	12	6	100.0	24	15	60.0	400,000-449,999	5	6	-16.7	13	10	30.0
450,000-499,999	5	5	0.0	13	7	85.7	450,000-499,999	2	0	N/A	7	5	40.0
500,000-549,999	5	6	-16.7	9	9	0.0	500,000-549,999	2	1	100.0	4	3	33.3
550,000-599,999	3	2	50.0	6	7	-14.3	550,000-599,999	1	0	N/A	5	0	N/A
600,000-649,999	0	0	0.0	0	1	-100.0	600,000-649,999	0	0	0.0	0	0	0.0
650,000-699,999	4	4	0.0	5	5	0.0	650,000-699,999	2	1	100.0	2	2	0.0
700,000-749,999	3	0	N/A	4	1	300.0	700,000-749,999	1	0	N/A	2	0	N/A
750,000-799,999	1	0	N/A	1	2	-50.0	750,000-799,999	0	0	0.0	1	0	N/A
800,000-849,999	1	1	0.0	1	1	0.0	800,000-849,999	0	0	0.0	1	1	0.0
850,000-899,999	1	0	N/A	2	1	100.0	850,000-899,999	1	0	N/A	1	0	N/A
900,000-949,999	0	0	0.0	0	0	0.0	900,000-949,999	0	0	0.0	0	0	0.0
950,000-999,999	2	1	100.0	3	1	200.0	950,000-999,999	0	0	0.0	0	0	0.0
1,000,000-1,099,999	1	0	N/A	1	0	N/A	1,000,000-1,099,999	0	0	0.0	0	0	0.0
1,100,000-1,199,999	0	1	-100.0	1	2	-50.0	1,100,000-1,199,999	0	0	0.0	0	2	-100.0
1,200,000-1,299,999	0	1	-100.0	1	1	0.0	1,200,000-1,299,999	1	0	N/A	1	0	N/A
1,300,000-1,399,999	0	0	0.0	0	0	0.0	1,300,000-1,399,999	0	0	0.0	0	0	0.0
1,400,000-1,499,999	0	0	0.0	0	1	-100.0	1,400,000-1,499,999	0	0	0.0	0	0	0.0
1,500,000-1,599,999	0	0	0.0	0	0	0.0	1,500,000-1,599,999	0	0	0.0	0	0	0.0
1,600,000-1,699,999	0	0	0.0	0	0	0.0	1,600,000-1,699,999	0	0	0.0	0	0	0.0
1,700,000-1,799,999	0	1	-100.0	0	1	-100.0	1,700,000-1,799,999	0	0	0.0	0	0	0.0
1,800,000-1,899,999	0	0	0.0	0	0	0.0	1,800,000-1,899,999	0	0	0.0	0	0	0.0
1,900,000-1,999,999	0	0	0.0	0	0	0.0	1,900,000-1,999,999	0	0	0.0	0	0	0.0
2,000,000-2,249,999	0	0	0.0	0	0	0.0	2,000,000-2,249,999	0	0	0.0	0	0	0.0
2,250,000-2,499,999	0	0	0.0	0	0	0.0	2,250,000-2,499,999	0	0	0.0	0	0	0.0
2,500,000-2,749,999	2	0	N/A	2	0	N/A	2,500,000-2,749,999	0	0	0.0	0	0	0.0
2,750,000-2,999,999	0	0	0.0	0	0	0.0	2,750,000-2,999,999	0	0	0.0	0	0	0.0
3,000,000-3,249,999	0	0	0.0	0	0	0.0	3,000,000-3,249,999	0	0	0.0	0	0	0.0
3,250,000-3,499,999	0	0	0.0	0	0	0.0	3,250,000-3,499,999	0	0	0.0	0	0	0.0
3,500,000-3,749,999	0	0	0.0	0	0	0.0	3,500,000-3,749,999	0	0	0.0	0	0	0.0
3,750,000-3,999,999	0	0	0.0	0	0	0.0	3,750,000-3,999,999	0	0	0.0	0	0	0.0
4,000,000-4,249,999	0	0	0.0	0	0	0.0	4,000,000-4,249,999	0	0	0.0	0	0	0.0
4,250,000-4,499,999	1	1	0.0	1	2	-50.0	4,250,000-4,499,999	0	1	-100.0	0	1	-100.0
4,500,000-4,749,999	0	0	0.0	0	0	0.0	4,500,000-4,749,999	0	0	0.0	0	0	0.0
4,750,000-4,999,999	0	0	0.0	0	0	0.0	4,750,000-4,999,999	0	0	0.0	0	0	0.0
5,000,000+	0	0	0.0	0	0	0.0	5,000,000+	0	0	0.0	0	0	0.0
Totals	125	106	17.9	280	283	-1.1	Totals	59	48	22.9	202	140	44.3

All information is subject to change, is deemed reliable but is not guaranteed, and should be independently verified. The information being provided is for consumers' personal, non-commercial use and may not be used for any other purpose other than to identify prospective properties consumers may be interested in purchasing. © 2017 Montana Regional MLS, LLC and FBS. All Rights Reserved. Prepared by Rhiannon Coburn on Wednesday, May 03, 2017 4:28 PM.