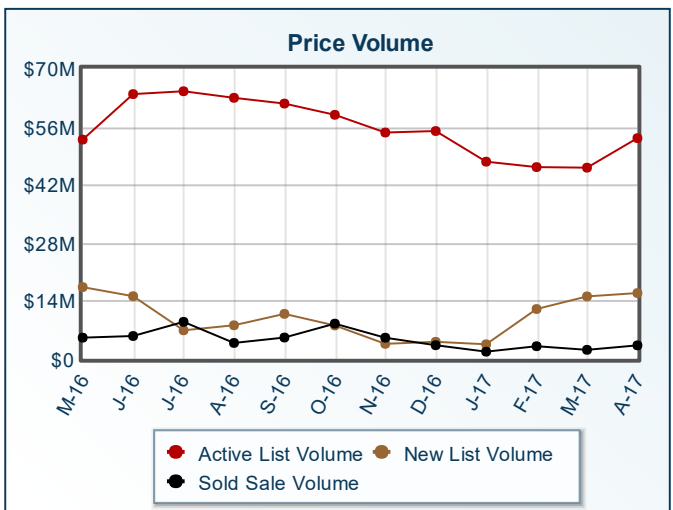
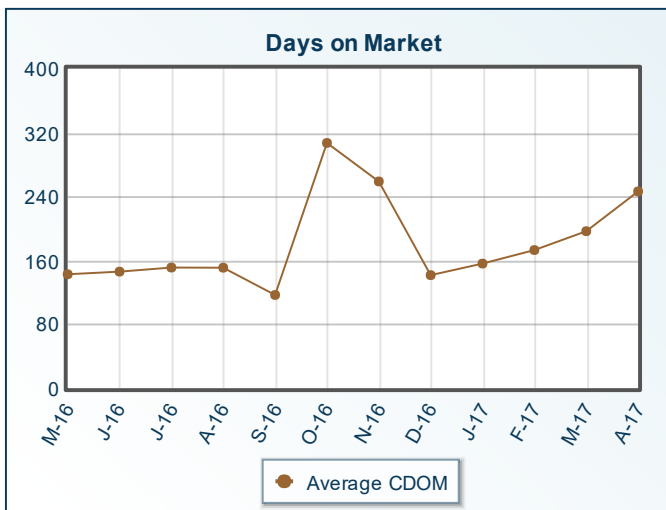
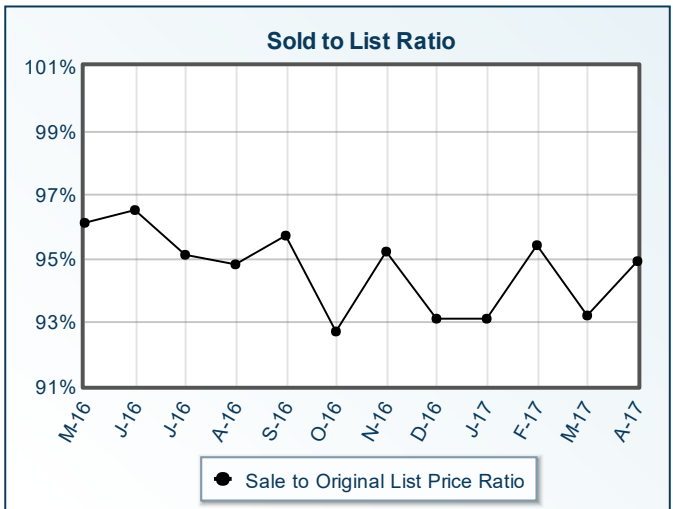
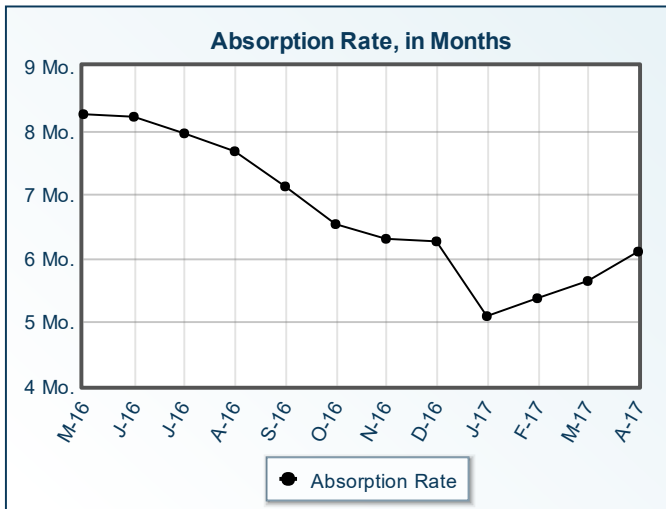
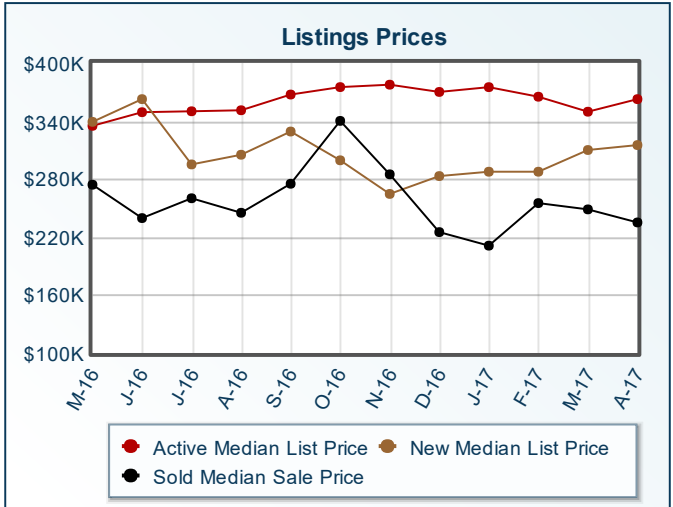
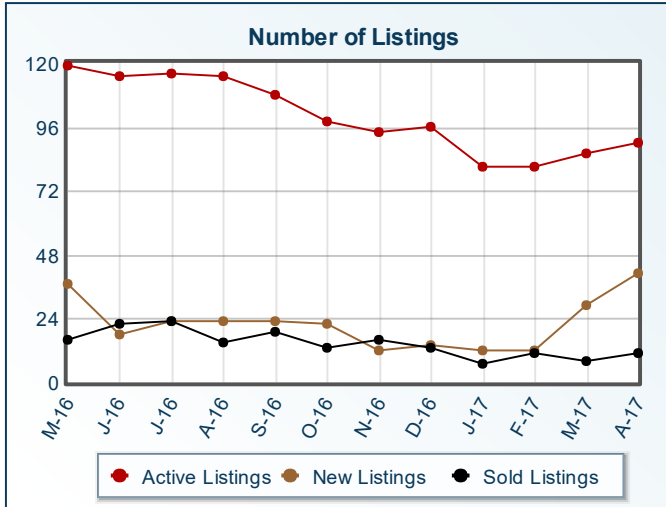


Market Summary

Stevensville Residential, April 2017



Summary Statistics						
	Apr-17	Apr-16	% Chg	2017 YTD	2016 YTD	% Chg
Absorption Rate	6.1	7.13	-14.45	5.55	7.09	-21.72
Average List Price	\$591,480	\$528,967	11.82	\$532,364	\$442,344	20.35
Median List Price	\$362,500	\$336,000	7.89	\$317,000	\$289,000	9.69
Average Sale Price	\$294,363	\$286,886	2.61	\$274,023	\$250,354	9.45
Median Sale Price	\$235,000	\$274,950	-14.53	\$242,000	\$235,776	2.64
Average CDOM	246	144	70.83	196	158	24.05
Median CDOM	206	125	64.80	149	141	5.67

	Sold Listings						Pending Listings					
	This Month			Year to Date			This Month			Year to Date		
	2017	2016	% Chg	2017	2016	% Chg	2017	2016	% Chg	2017	2016	% Chg
0-99,999	0	1	-100.0	1	3	-66.7	0	0	0.0	0	4	-100.0
100,000-149,999	1	1	0.0	1	5	-80.0	0	1	-100.0	1	11	-90.9
150,000-199,999	3	1	200.0	11	9	22.2	5	4	25.0	12	19	-36.8
200,000-249,999	3	3	0.0	8	14	-42.9	4	6	-33.3	7	28	-75.0
250,000-299,999	1	2	-50.0	4	10	-60.0	5	4	25.0	13	25	-48.0
300,000-349,999	1	1	0.0	6	4	50.0	8	5	60.0	11	14	-21.4
350,000-399,999	0	3	-100.0	1	5	-80.0	2	1	100.0	6	10	-40.0
400,000-449,999	0	0	0.0	1	1	0.0	0	0	0.0	1	1	0.0
450,000-499,999	0	2	-100.0	1	2	-50.0	1	0	N/A	1	5	-80.0
500,000-549,999	0	0	0.0	1	1	0.0	1	0	N/A	2	1	100.0
550,000-599,999	0	0	0.0	0	0	0.0	0	0	0.0	1	3	-66.7
600,000-649,999	1	0	N/A	1	0	N/A	0	0	0.0	1	3	-66.7
650,000-699,999	0	0	0.0	0	0	0.0	0	0	0.0	0	1	-100.0
700,000-749,999	1	0	N/A	1	0	N/A	0	0	0.0	1	0	N/A
750,000-799,999	0	0	0.0	0	0	0.0	1	0	N/A	1	1	0.0
800,000-849,999	0	0	0.0	0	0	0.0	1	0	N/A	1	0	N/A
850,000-899,999	0	0	0.0	0	0	0.0	0	0	0.0	0	0	0.0
900,000-949,999	0	0	0.0	0	0	0.0	0	0	0.0	0	0	0.0
950,000-999,999	0	0	0.0	0	0	0.0	0	0	0.0	0	0	0.0
1,000,000-1,099,999	0	0	0.0	0	0	0.0	0	0	0.0	0	0	0.0
1,100,000-1,199,999	0	0	0.0	0	0	0.0	0	0	0.0	0	1	-100.0
1,200,000-1,299,999	0	0	0.0	0	0	0.0	0	0	0.0	0	1	-100.0
1,300,000-1,399,999	0	0	0.0	0	0	0.0	0	0	0.0	0	0	0.0
1,400,000-1,499,999	0	0	0.0	0	0	0.0	0	0	0.0	0	0	0.0
1,500,000-1,599,999	0	0	0.0	0	0	0.0	0	0	0.0	0	0	0.0
1,600,000-1,699,999	0	0	0.0	0	0	0.0	0	0	0.0	0	0	0.0
1,700,000-1,799,999	0	0	0.0	0	0	0.0	0	0	0.0	0	1	-100.0
1,800,000-1,899,999	0	0	0.0	0	0	0.0	0	0	0.0	0	0	0.0
1,900,000-1,999,999	0	0	0.0	0	0	0.0	0	0	0.0	0	0	0.0
2,000,000-2,249,999	0	0	0.0	0	0	0.0	0	0	0.0	0	0	0.0
2,250,000-2,499,999	0	0	0.0	0	0	0.0	0	0	0.0	0	0	0.0
2,500,000-2,749,999	0	0	0.0	0	0	0.0	0	0	0.0	0	0	0.0
2,750,000-2,999,999	0	0	0.0	0	0	0.0	0	0	0.0	0	0	0.0
3,000,000-3,249,999	0	0	0.0	0	0	0.0	0	0	0.0	0	0	0.0
3,250,000-3,499,999	0	0	0.0	0	0	0.0	0	0	0.0	0	0	0.0
3,500,000-3,749,999	0	0	0.0	0	0	0.0	0	0	0.0	0	1	-100.0
3,750,000-3,999,999	0	0	0.0	0	0	0.0	0	1	-100.0	0	1	-100.0
4,000,000-4,249,999	0	0	0.0	0	0	0.0	0	0	0.0	0	0	0.0
4,250,000-4,499,999	0	0	0.0	0	0	0.0	0	0	0.0	0	0	0.0
4,500,000-4,749,999	0	0	0.0	0	0	0.0	0	0	0.0	0	0	0.0
4,750,000-4,999,999	0	0	0.0	0	0	0.0	0	0	0.0	0	0	0.0
5,000,000+	0	0	0.0	0	0	0.0	0	0	0.0	0	0	0.0
Totals	11	14	-21.4	37	54	-31.5	28	22	27.3	59	131	-55.0

Active Listings	This Month			Year to Date			New Listings	This Month			Year to Date		
	2017	2016	% Chg	2017	2016	% Chg		2017	2016	% Chg	2017	2016	% Chg
	0-99,999	0	1	-100.0	0	3		-100.0	0-99,999	0	0	0.0	0
100,000-149,999	1	3	-66.7	4	11	-63.6	100,000-149,999	1	0	N/A	4	5	-20.0
150,000-199,999	7	14	-50.0	20	31	-35.5	150,000-199,999	5	5	0.0	13	16	-18.7
200,000-249,999	11	14	-21.4	17	42	-59.5	200,000-249,999	4	9	-55.6	8	19	-57.9
250,000-299,999	12	13	-7.7	34	43	-20.9	250,000-299,999	8	8	0.0	21	25	-16.0
300,000-349,999	11	18	-38.9	27	29	-6.9	300,000-349,999	10	5	100.0	18	14	28.6
350,000-399,999	16	9	77.8	23	23	0.0	350,000-399,999	3	5	-40.0	8	10	-20.0
400,000-449,999	2	4	-50.0	5	4	25.0	400,000-449,999	1	0	N/A	1	0	N/A
450,000-499,999	7	1	600.0	8	5	60.0	450,000-499,999	1	0	N/A	5	1	400.0
500,000-549,999	1	5	-80.0	5	7	-28.6	500,000-549,999	1	1	0.0	1	1	0.0
550,000-599,999	4	4	0.0	7	9	-22.2	550,000-599,999	3	2	50.0	3	4	-25.0
600,000-649,999	2	2	0.0	3	5	-40.0	600,000-649,999	1	1	0.0	1	1	0.0
650,000-699,999	1	2	-50.0	1	3	-66.7	650,000-699,999	0	0	0.0	0	1	-100.0
700,000-749,999	0	0	0.0	1	0	N/A	700,000-749,999	0	0	0.0	0	0	0.0
750,000-799,999	1	1	0.0	1	1	0.0	750,000-799,999	0	0	0.0	0	0	0.0
800,000-849,999	0	0	0.0	1	0	N/A	800,000-849,999	1	0	N/A	1	0	N/A
850,000-899,999	0	0	0.0	0	0	0.0	850,000-899,999	0	0	0.0	0	0	0.0
900,000-949,999	1	0	N/A	1	0	N/A	900,000-949,999	0	0	0.0	0	0	0.0
950,000-999,999	4	1	300.0	5	1	400.0	950,000-999,999	0	0	0.0	1	0	N/A
1,000,000-1,099,999	0	1	-100.0	1	1	0.0	1,000,000-1,099,999	1	0	N/A	1	0	N/A
1,100,000-1,199,999	0	1	-100.0	1	2	-50.0	1,100,000-1,199,999	0	0	0.0	1	1	0.0
1,200,000-1,299,999	2	1	100.0	4	2	100.0	1,200,000-1,299,999	0	0	0.0	2	0	N/A
1,300,000-1,399,999	1	1	0.0	1	1	0.0	1,300,000-1,399,999	0	0	0.0	1	0	N/A
1,400,000-1,499,999	0	2	-100.0	0	2	-100.0	1,400,000-1,499,999	0	0	0.0	0	0	0.0
1,500,000-1,599,999	2	0	N/A	2	0	N/A	1,500,000-1,599,999	1	0	N/A	1	0	N/A
1,600,000-1,699,999	0	1	-100.0	0	1	-100.0	1,600,000-1,699,999	0	0	0.0	0	0	0.0
1,700,000-1,799,999	0	0	0.0	0	1	-100.0	1,700,000-1,799,999	0	0	0.0	0	0	0.0
1,800,000-1,899,999	0	0	0.0	0	0	0.0	1,800,000-1,899,999	0	0	0.0	0	0	0.0
1,900,000-1,999,999	1	1	0.0	1	1	0.0	1,900,000-1,999,999	0	0	0.0	1	0	N/A
2,000,000-2,249,999	0	0	0.0	0	0	0.0	2,000,000-2,249,999	0	0	0.0	0	0	0.0
2,250,000-2,499,999	1	1	0.0	2	1	100.0	2,250,000-2,499,999	0	0	0.0	1	0	N/A
2,500,000-2,749,999	0	0	0.0	0	0	0.0	2,500,000-2,749,999	0	0	0.0	0	0	0.0
2,750,000-2,999,999	1	1	0.0	1	1	0.0	2,750,000-2,999,999	0	0	0.0	0	1	-100.0
3,000,000-3,249,999	0	1	-100.0	0	1	-100.0	3,000,000-3,249,999	0	0	0.0	0	0	0.0
3,250,000-3,499,999	0	0	0.0	0	0	0.0	3,250,000-3,499,999	0	0	0.0	0	0	0.0
3,500,000-3,749,999	0	0	0.0	0	1	-100.0	3,500,000-3,749,999	0	0	0.0	0	0	0.0
3,750,000-3,999,999	0	1	-100.0	0	1	-100.0	3,750,000-3,999,999	0	0	0.0	0	0	0.0
4,000,000-4,249,999	0	0	0.0	0	1	-100.0	4,000,000-4,249,999	0	0	0.0	0	0	0.0
4,250,000-4,499,999	0	0	0.0	0	0	0.0	4,250,000-4,499,999	0	0	0.0	0	0	0.0
4,500,000-4,749,999	0	0	0.0	0	0	0.0	4,500,000-4,749,999	0	0	0.0	0	0	0.0
4,750,000-4,999,999	0	0	0.0	0	0	0.0	4,750,000-4,999,999	0	0	0.0	0	0	0.0
5,000,000+	1	0	N/A	2	0	N/A	5,000,000+	0	0	0.0	1	0	N/A
Totals	90	104	-13.5	178	234	-23.9	Totals	41	36	13.9	94	100	-6.0

All information is subject to change, is deemed reliable but is not guaranteed, and should be independently verified. The information being provided is for consumers' personal, non-commercial use and may not be used for any other purpose other than to identify prospective properties consumers may be interested in purchasing. © 2017 Montana Regional MLS, LLC and FBS. All Rights Reserved. Prepared by Rhiannon Coburn on Wednesday, May 03, 2017 4:30 PM.