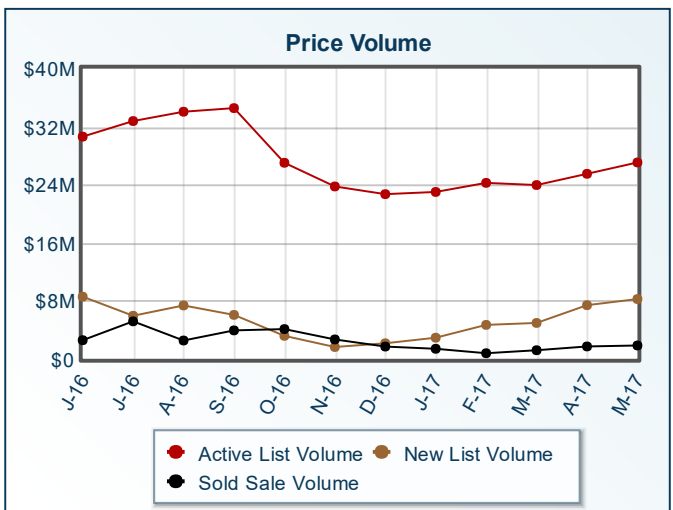
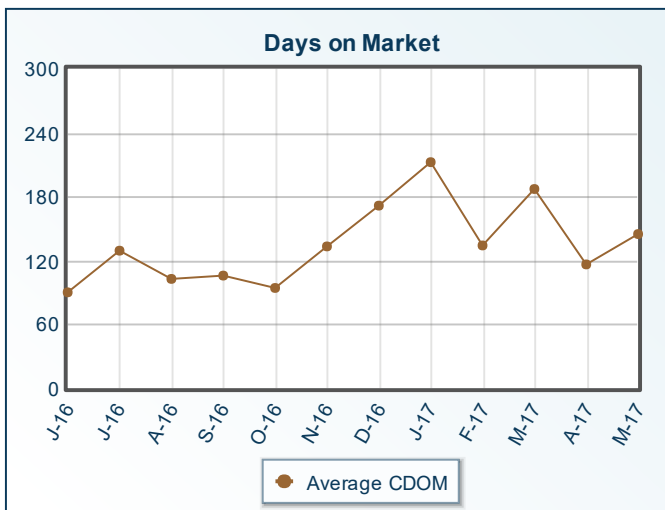
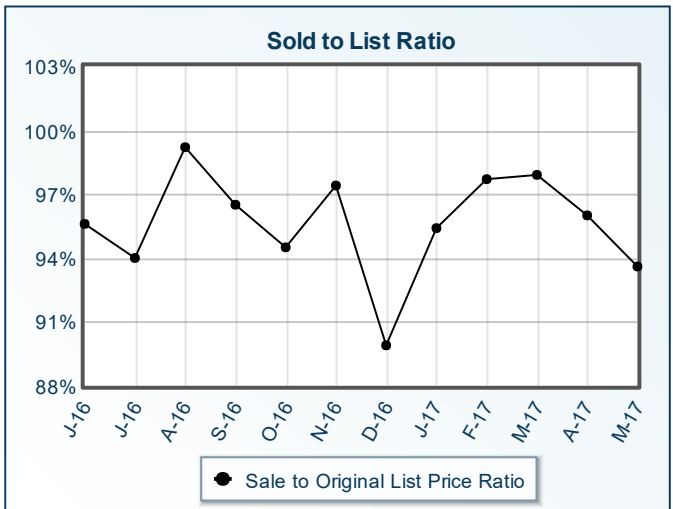
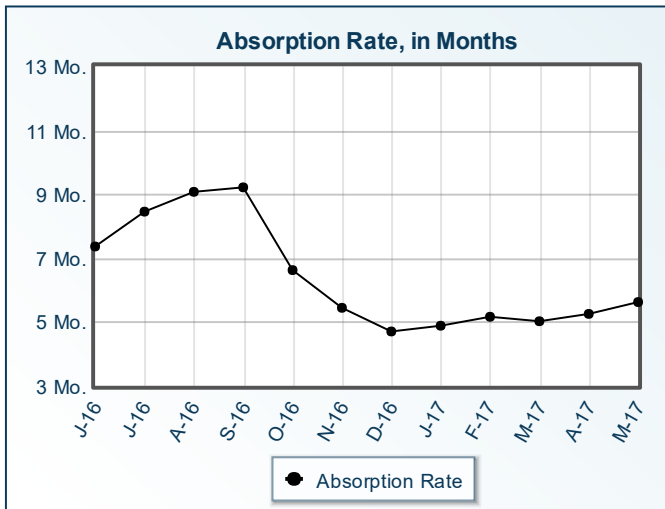
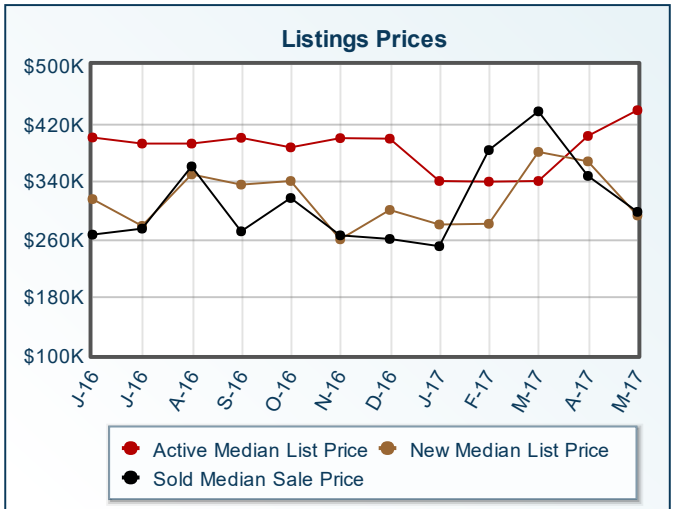
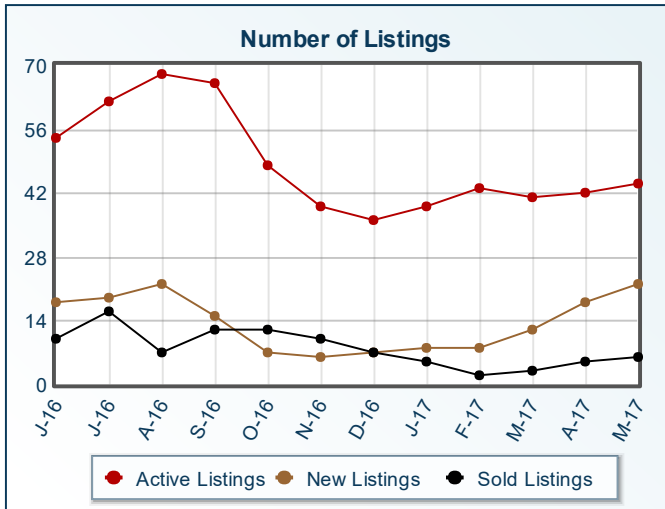


# Market Summary

Florence Residential, May 2017



<b>Summary Statistics</b>						
	<b>May-17</b>	<b>May-16</b>	<b>% Chg</b>	<b>2017 YTD</b>	<b>2016 YTD</b>	<b>% Chg</b>
Absorption Rate	5.62	7.74	-27.39	5.19	5.99	-13.36
Average List Price	\$615,189	\$493,998	24.53	\$479,299	\$442,848	8.23
Median List Price	\$437,500	\$399,000	9.65	\$329,500	\$331,107	-0.49
Average Sale Price	\$305,367	\$308,800	-1.11	\$326,238	\$279,925	16.54
Median Sale Price	\$297,350	\$271,500	9.52	\$327,500	\$268,250	22.09
Average CDOM	144	68	111.76	159	138	15.22
Median CDOM	129	68	89.71	99	78	26.92

	<b>Sold Listings</b>						<b>Pending Listings</b>					
	<b>This Month</b>			<b>Year to Date</b>			<b>This Month</b>			<b>Year to Date</b>		
	<b>2017</b>	<b>2016</b>	<b>% Chg</b>	<b>2017</b>	<b>2016</b>	<b>% Chg</b>	<b>2017</b>	<b>2016</b>	<b>% Chg</b>	<b>2017</b>	<b>2016</b>	<b>% Chg</b>
0-99,999	0	0	0.0	0	1	-100.0	0	1	-100.0	0	2	-100.0
100,000-149,999	0	0	0.0	0	0	0.0	0	1	-100.0	0	4	-100.0
150,000-199,999	0	1	-100.0	1	3	-66.7	1	1	0.0	1	7	-85.7
200,000-249,999	0	0	0.0	1	4	-75.0	1	4	-75.0	2	8	-75.0
250,000-299,999	3	2	50.0	7	6	16.7	8	6	33.3	17	19	-10.5
300,000-349,999	2	0	N/A	4	3	33.3	3	1	200.0	7	9	-22.2
350,000-399,999	1	1	0.0	5	3	66.7	1	2	-50.0	5	8	-37.5
400,000-449,999	0	1	-100.0	2	1	100.0	0	0	0.0	2	2	0.0
450,000-499,999	0	0	0.0	1	0	N/A	1	0	N/A	2	2	0.0
500,000-549,999	0	0	0.0	0	1	-100.0	0	1	-100.0	1	3	-66.7
550,000-599,999	0	0	0.0	0	0	0.0	0	0	0.0	1	1	0.0
600,000-649,999	0	0	0.0	0	0	0.0	0	0	0.0	0	0	0.0
650,000-699,999	0	0	0.0	0	0	0.0	0	0	0.0	0	0	0.0
700,000-749,999	0	0	0.0	0	0	0.0	0	0	0.0	0	0	0.0
750,000-799,999	0	0	0.0	0	0	0.0	0	0	0.0	0	0	0.0
800,000-849,999	0	0	0.0	0	0	0.0	0	0	0.0	0	0	0.0
850,000-899,999	0	0	0.0	0	0	0.0	0	0	0.0	0	3	-100.0
900,000-949,999	0	0	0.0	0	0	0.0	0	0	0.0	0	0	0.0
950,000-999,999	0	0	0.0	0	0	0.0	0	0	0.0	0	1	-100.0
1,000,000-1,099,999	0	0	0.0	0	0	0.0	0	0	0.0	0	0	0.0
1,100,000-1,199,999	0	0	0.0	0	0	0.0	0	0	0.0	0	0	0.0
1,200,000-1,299,999	0	0	0.0	0	0	0.0	0	0	0.0	0	0	0.0
1,300,000-1,399,999	0	0	0.0	0	0	0.0	0	0	0.0	0	0	0.0
1,400,000-1,499,999	0	0	0.0	0	0	0.0	0	0	0.0	0	0	0.0
1,500,000-1,599,999	0	0	0.0	0	0	0.0	0	0	0.0	0	1	-100.0
1,600,000-1,699,999	0	0	0.0	0	0	0.0	0	0	0.0	0	0	0.0
1,700,000-1,799,999	0	0	0.0	0	0	0.0	0	0	0.0	0	0	0.0
1,800,000-1,899,999	0	0	0.0	0	0	0.0	0	0	0.0	0	0	0.0
1,900,000-1,999,999	0	0	0.0	0	0	0.0	0	0	0.0	0	1	-100.0
2,000,000-2,249,999	0	0	0.0	0	0	0.0	0	0	0.0	0	0	0.0
2,250,000-2,499,999	0	0	0.0	0	0	0.0	0	0	0.0	0	0	0.0
2,500,000-2,749,999	0	0	0.0	0	0	0.0	0	0	0.0	0	0	0.0
2,750,000-2,999,999	0	0	0.0	0	0	0.0	0	0	0.0	0	0	0.0
3,000,000-3,249,999	0	0	0.0	0	0	0.0	0	0	0.0	0	0	0.0
3,250,000-3,499,999	0	0	0.0	0	0	0.0	0	0	0.0	0	0	0.0
3,500,000-3,749,999	0	0	0.0	0	0	0.0	0	0	0.0	0	0	0.0
3,750,000-3,999,999	0	0	0.0	0	0	0.0	0	0	0.0	0	0	0.0
4,000,000-4,249,999	0	0	0.0	0	0	0.0	0	0	0.0	0	0	0.0
4,250,000-4,499,999	0	0	0.0	0	0	0.0	0	0	0.0	0	0	0.0
4,500,000-4,749,999	0	0	0.0	0	0	0.0	0	0	0.0	0	0	0.0
4,750,000-4,999,999	0	0	0.0	0	0	0.0	0	0	0.0	0	0	0.0
5,000,000+	0	0	0.0	0	0	0.0	0	0	0.0	0	0	0.0
<b>Totals</b>	<b>6</b>	<b>5</b>	<b>20.0</b>	<b>21</b>	<b>22</b>	<b>-4.5</b>	<b>15</b>	<b>17</b>	<b>-11.8</b>	<b>38</b>	<b>71</b>	<b>-46.5</b>

Active Listings	This Month			Year to Date			New Listings	This Month			Year to Date		
	2017	2016	% Chg	2017	2016	% Chg		2017	2016	% Chg	2017	2016	% Chg
	0-99,999	0	3	-100.0	1	5		-80.0	0-99,999	0	1	-100.0	0
100,000-149,999	0	1	-100.0	1	1	0.0	100,000-149,999	1	0	N/A	1	1	0.0
150,000-199,999	2	1	100.0	6	6	0.0	150,000-199,999	2	1	100.0	4	2	100.0
200,000-249,999	0	5	-100.0	4	12	-66.7	200,000-249,999	3	3	0.0	4	9	-55.6
250,000-299,999	9	7	28.6	31	26	19.2	250,000-299,999	7	4	75.0	23	19	21.1
300,000-349,999	5	9	-44.4	17	18	-5.6	300,000-349,999	4	3	33.3	9	8	12.5
350,000-399,999	5	8	-37.5	10	17	-41.2	350,000-399,999	2	3	-33.3	7	13	-46.2
400,000-449,999	3	6	-50.0	7	9	-22.2	400,000-449,999	0	0	0.0	4	5	-20.0
450,000-499,999	3	3	0.0	4	5	-20.0	450,000-499,999	1	1	0.0	4	3	33.3
500,000-549,999	3	2	50.0	4	5	-20.0	500,000-549,999	1	1	0.0	2	2	0.0
550,000-599,999	3	3	0.0	6	5	20.0	550,000-599,999	0	0	0.0	4	2	100.0
600,000-649,999	0	1	-100.0	0	1	-100.0	600,000-649,999	0	0	0.0	0	0	0.0
650,000-699,999	3	2	50.0	4	2	100.0	650,000-699,999	0	0	0.0	2	1	100.0
700,000-749,999	0	2	-100.0	0	2	-100.0	700,000-749,999	0	0	0.0	0	1	-100.0
750,000-799,999	0	0	0.0	0	1	-100.0	750,000-799,999	0	0	0.0	0	1	-100.0
800,000-849,999	2	0	N/A	2	0	N/A	800,000-849,999	0	0	0.0	2	0	N/A
850,000-899,999	0	3	-100.0	0	6	-100.0	850,000-899,999	0	0	0.0	0	2	-100.0
900,000-949,999	0	0	0.0	0	0	0.0	900,000-949,999	0	0	0.0	0	0	0.0
950,000-999,999	1	1	0.0	1	2	-50.0	950,000-999,999	0	0	0.0	0	0	0.0
1,000,000-1,099,999	0	0	0.0	0	0	0.0	1,000,000-1,099,999	0	0	0.0	0	0	0.0
1,100,000-1,199,999	0	0	0.0	0	0	0.0	1,100,000-1,199,999	0	0	0.0	0	0	0.0
1,200,000-1,299,999	1	0	N/A	1	0	N/A	1,200,000-1,299,999	0	0	0.0	0	0	0.0
1,300,000-1,399,999	0	0	0.0	0	0	0.0	1,300,000-1,399,999	0	0	0.0	0	0	0.0
1,400,000-1,499,999	1	1	0.0	1	1	0.0	1,400,000-1,499,999	0	0	0.0	0	0	0.0
1,500,000-1,599,999	0	0	0.0	0	1	-100.0	1,500,000-1,599,999	0	0	0.0	0	0	0.0
1,600,000-1,699,999	0	0	0.0	0	0	0.0	1,600,000-1,699,999	0	0	0.0	0	0	0.0
1,700,000-1,799,999	0	0	0.0	0	0	0.0	1,700,000-1,799,999	0	0	0.0	0	0	0.0
1,800,000-1,899,999	0	0	0.0	0	0	0.0	1,800,000-1,899,999	0	0	0.0	0	0	0.0
1,900,000-1,999,999	1	1	0.0	2	2	0.0	1,900,000-1,999,999	1	0	N/A	1	0	N/A
2,000,000-2,249,999	0	0	0.0	0	0	0.0	2,000,000-2,249,999	0	0	0.0	0	0	0.0
2,250,000-2,499,999	1	0	N/A	2	0	N/A	2,250,000-2,499,999	0	0	0.0	1	0	N/A
2,500,000-2,749,999	0	0	0.0	0	0	0.0	2,500,000-2,749,999	0	0	0.0	0	0	0.0
2,750,000-2,999,999	1	1	0.0	1	1	0.0	2,750,000-2,999,999	0	0	0.0	0	0	0.0
3,000,000-3,249,999	0	0	0.0	0	0	0.0	3,000,000-3,249,999	0	0	0.0	0	0	0.0
3,250,000-3,499,999	0	0	0.0	0	0	0.0	3,250,000-3,499,999	0	0	0.0	0	0	0.0
3,500,000-3,749,999	0	0	0.0	0	0	0.0	3,500,000-3,749,999	0	0	0.0	0	0	0.0
3,750,000-3,999,999	0	0	0.0	0	0	0.0	3,750,000-3,999,999	0	0	0.0	0	0	0.0
4,000,000-4,249,999	0	0	0.0	0	0	0.0	4,000,000-4,249,999	0	0	0.0	0	0	0.0
4,250,000-4,499,999	0	0	0.0	0	0	0.0	4,250,000-4,499,999	0	0	0.0	0	0	0.0
4,500,000-4,749,999	0	0	0.0	0	0	0.0	4,500,000-4,749,999	0	0	0.0	0	0	0.0
4,750,000-4,999,999	0	0	0.0	0	0	0.0	4,750,000-4,999,999	0	0	0.0	0	0	0.0
5,000,000+	0	0	0.0	0	0	0.0	5,000,000+	0	0	0.0	0	0	0.0
Totals	44	60	-26.7	105	128	-18.0	Totals	22	17	29.4	68	72	-5.6

All information is subject to change, is deemed reliable but is not guaranteed, and should be independently verified. The information being provided is for consumers' personal, non-commercial use and may not be used for any other purpose other than to identify prospective properties consumers may be interested in purchasing. © 2017 Montana Regional MLS, LLC and FBS. All Rights Reserved. Prepared by Rhiannon Coburn on Tuesday, June 06, 2017 4:13 PM.