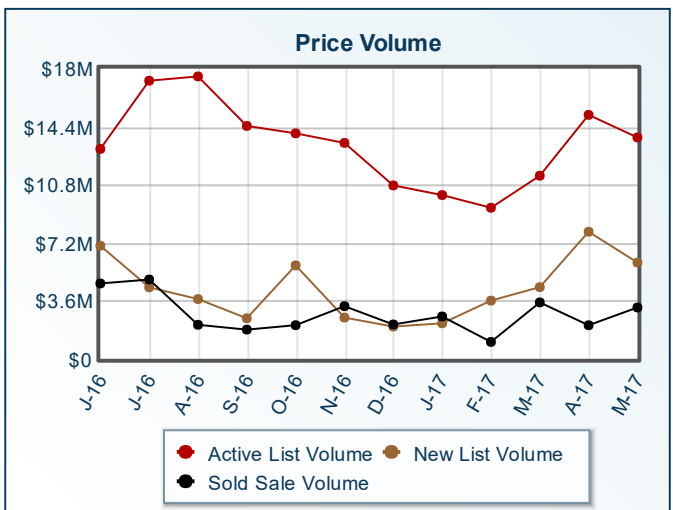
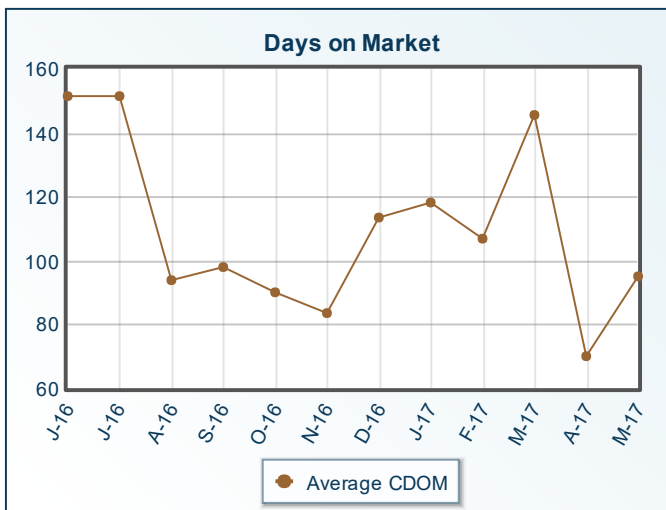
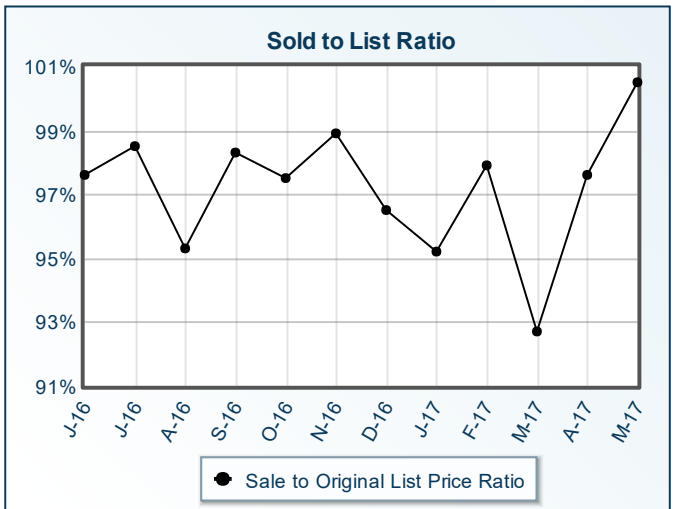
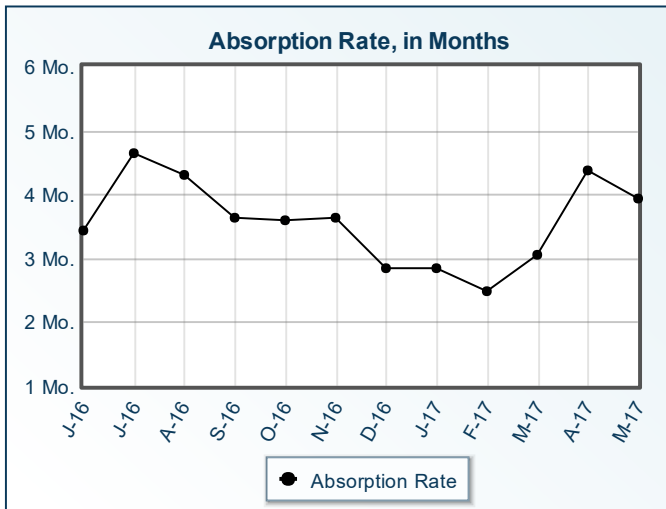
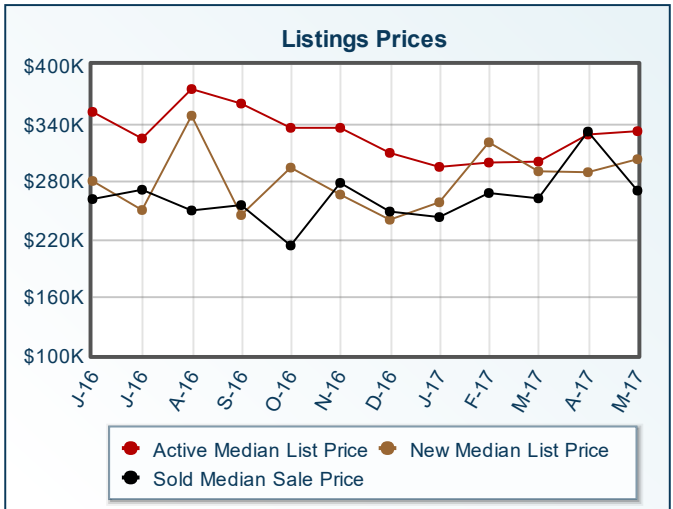
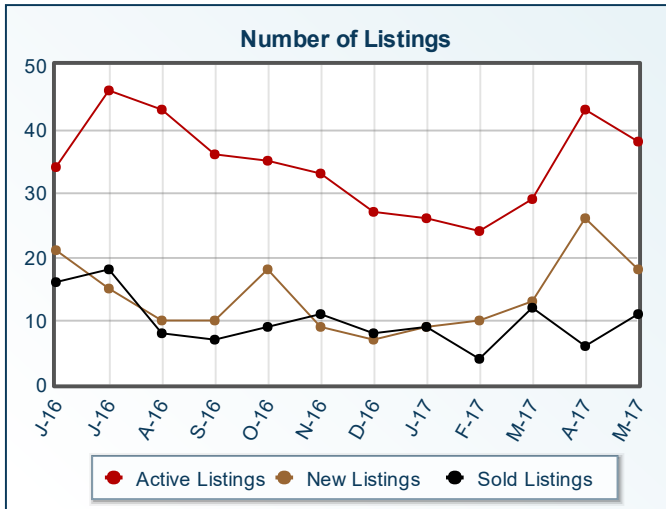


# Market Summary

Lolo Residential, May 2017



<b>Summary Statistics</b>						
	<b>May-17</b>	<b>May-16</b>	<b>% Chg</b>	<b>2017 YTD</b>	<b>2016 YTD</b>	<b>% Chg</b>
Absorption Rate	3.93	2.9	35.52	3.33	3.38	-1.48
Average List Price	\$361,356	\$371,318	-2.68	\$339,479	\$309,706	9.61
Median List Price	\$331,450	\$332,400	-0.29	\$289,950	\$265,000	9.42
Average Sale Price	\$289,345	\$249,188	16.12	\$295,964	\$247,475	19.59
Median Sale Price	\$270,000	\$237,500	13.68	\$270,000	\$235,000	14.89
Average CDOM	95	82	15.85	111	150	-26.00
Median CDOM	54	66	-18.18	86	81	6.17

	<b>Sold Listings</b>						<b>Pending Listings</b>					
	<b>This Month</b>			<b>Year to Date</b>			<b>This Month</b>			<b>Year to Date</b>		
	<b>2017</b>	<b>2016</b>	<b>% Chg</b>	<b>2017</b>	<b>2016</b>	<b>% Chg</b>	<b>2017</b>	<b>2016</b>	<b>% Chg</b>	<b>2017</b>	<b>2016</b>	<b>% Chg</b>
0-99,999	0	0	0.0	0	0	0.0	0	0	0.0	0	0	0.0
100,000-149,999	0	0	0.0	1	0	N/A	0	0	0.0	1	1	0.0
150,000-199,999	0	1	-100.0	1	6	-83.3	1	0	N/A	3	9	-66.7
200,000-249,999	5	4	25.0	15	15	0.0	4	5	-20.0	14	33	-57.6
250,000-299,999	4	1	300.0	13	5	160.0	5	3	66.7	20	18	11.1
300,000-349,999	0	2	-100.0	3	7	-57.1	1	3	-66.7	4	14	-71.4
350,000-399,999	1	0	N/A	3	0	N/A	0	1	-100.0	4	4	0.0
400,000-449,999	0	0	0.0	1	0	N/A	2	2	0.0	4	4	0.0
450,000-499,999	0	0	0.0	0	0	0.0	0	0	0.0	0	1	-100.0
500,000-549,999	1	0	N/A	3	0	N/A	0	1	-100.0	1	3	-66.7
550,000-599,999	0	0	0.0	1	0	N/A	0	0	0.0	1	2	-50.0
600,000-649,999	0	0	0.0	1	0	N/A	0	0	0.0	1	0	N/A
650,000-699,999	0	0	0.0	0	0	0.0	0	0	0.0	0	0	0.0
700,000-749,999	0	0	0.0	0	0	0.0	0	0	0.0	0	0	0.0
750,000-799,999	0	0	0.0	0	0	0.0	0	0	0.0	0	0	0.0
800,000-849,999	0	0	0.0	0	0	0.0	0	0	0.0	0	0	0.0
850,000-899,999	0	0	0.0	0	0	0.0	0	0	0.0	0	0	0.0
900,000-949,999	0	0	0.0	0	0	0.0	0	0	0.0	0	0	0.0
950,000-999,999	0	0	0.0	0	0	0.0	0	0	0.0	0	0	0.0
1,000,000-1,099,999	0	0	0.0	0	0	0.0	0	0	0.0	0	0	0.0
1,100,000-1,199,999	0	0	0.0	0	0	0.0	0	0	0.0	0	0	0.0
1,200,000-1,299,999	0	0	0.0	0	0	0.0	0	0	0.0	0	0	0.0
1,300,000-1,399,999	0	0	0.0	0	0	0.0	0	0	0.0	0	0	0.0
1,400,000-1,499,999	0	0	0.0	0	0	0.0	0	0	0.0	0	0	0.0
1,500,000-1,599,999	0	0	0.0	0	0	0.0	0	0	0.0	0	0	0.0
1,600,000-1,699,999	0	0	0.0	0	0	0.0	0	0	0.0	0	0	0.0
1,700,000-1,799,999	0	0	0.0	0	0	0.0	0	0	0.0	0	0	0.0
1,800,000-1,899,999	0	0	0.0	0	0	0.0	0	0	0.0	0	0	0.0
1,900,000-1,999,999	0	0	0.0	0	0	0.0	0	0	0.0	0	0	0.0
2,000,000-2,249,999	0	0	0.0	0	0	0.0	0	0	0.0	0	0	0.0
2,250,000-2,499,999	0	0	0.0	0	0	0.0	0	0	0.0	0	0	0.0
2,500,000-2,749,999	0	0	0.0	0	0	0.0	0	0	0.0	0	0	0.0
2,750,000-2,999,999	0	0	0.0	0	0	0.0	0	0	0.0	0	0	0.0
3,000,000-3,249,999	0	0	0.0	0	0	0.0	0	0	0.0	0	0	0.0
3,250,000-3,499,999	0	0	0.0	0	0	0.0	0	0	0.0	0	0	0.0
3,500,000-3,749,999	0	0	0.0	0	0	0.0	0	0	0.0	0	0	0.0
3,750,000-3,999,999	0	0	0.0	0	0	0.0	0	0	0.0	0	0	0.0
4,000,000-4,249,999	0	0	0.0	0	0	0.0	0	0	0.0	0	0	0.0
4,250,000-4,499,999	0	0	0.0	0	0	0.0	0	0	0.0	0	0	0.0
4,500,000-4,749,999	0	0	0.0	0	0	0.0	0	0	0.0	0	0	0.0
4,750,000-4,999,999	0	0	0.0	0	0	0.0	0	0	0.0	0	0	0.0
5,000,000+	0	0	0.0	0	0	0.0	0	0	0.0	0	0	0.0
<b>Totals</b>	<b>11</b>	<b>8</b>	<b>37.5</b>	<b>42</b>	<b>33</b>	<b>27.3</b>	<b>13</b>	<b>15</b>	<b>-13.3</b>	<b>53</b>	<b>89</b>	<b>-40.4</b>

Active Listings	This Month			Year to Date			New Listings	This Month			Year to Date		
	2017	2016	% Chg	2017	2016	% Chg		2017	2016	% Chg	2017	2016	% Chg
	0-99,999	0	1	-100.0	0	2		-100.0	0-99,999	0	0	0.0	0
100,000-149,999	0	0	0.0	1	1	0.0	100,000-149,999	0	0	0.0	0	0	0.0
150,000-199,999	0	2	-100.0	4	14	-71.4	150,000-199,999	1	2	-50.0	3	7	-57.1
200,000-249,999	4	5	-20.0	17	36	-52.8	200,000-249,999	4	6	-33.3	13	22	-40.9
250,000-299,999	12	5	140.0	34	21	61.9	250,000-299,999	4	2	100.0	30	11	172.7
300,000-349,999	6	3	100.0	11	21	-47.6	300,000-349,999	1	4	-75.0	8	16	-50.0
350,000-399,999	4	6	-33.3	9	13	-30.8	350,000-399,999	3	0	N/A	7	8	-12.5
400,000-449,999	3	2	50.0	7	7	0.0	400,000-449,999	2	2	0.0	6	4	50.0
450,000-499,999	5	2	150.0	6	3	100.0	450,000-499,999	3	0	N/A	4	1	300.0
500,000-549,999	2	0	N/A	3	3	0.0	500,000-549,999	0	0	0.0	3	1	200.0
550,000-599,999	1	0	N/A	2	3	-33.3	550,000-599,999	0	0	0.0	2	1	100.0
600,000-649,999	0	1	-100.0	2	1	100.0	600,000-649,999	0	0	0.0	0	1	-100.0
650,000-699,999	1	0	N/A	1	1	0.0	650,000-699,999	0	1	-100.0	0	1	-100.0
700,000-749,999	0	0	0.0	0	0	0.0	700,000-749,999	0	0	0.0	0	0	0.0
750,000-799,999	0	0	0.0	0	0	0.0	750,000-799,999	0	0	0.0	0	0	0.0
800,000-849,999	0	0	0.0	0	0	0.0	800,000-849,999	0	0	0.0	0	0	0.0
850,000-899,999	0	0	0.0	0	0	0.0	850,000-899,999	0	0	0.0	0	0	0.0
900,000-949,999	0	0	0.0	0	0	0.0	900,000-949,999	0	0	0.0	0	0	0.0
950,000-999,999	0	0	0.0	0	0	0.0	950,000-999,999	0	0	0.0	0	0	0.0
1,000,000-1,099,999	0	0	0.0	0	0	0.0	1,000,000-1,099,999	0	0	0.0	0	0	0.0
1,100,000-1,199,999	0	0	0.0	0	0	0.0	1,100,000-1,199,999	0	0	0.0	0	0	0.0
1,200,000-1,299,999	0	0	0.0	0	0	0.0	1,200,000-1,299,999	0	0	0.0	0	0	0.0
1,300,000-1,399,999	0	0	0.0	0	0	0.0	1,300,000-1,399,999	0	0	0.0	0	0	0.0
1,400,000-1,499,999	0	0	0.0	0	0	0.0	1,400,000-1,499,999	0	0	0.0	0	0	0.0
1,500,000-1,599,999	0	0	0.0	0	0	0.0	1,500,000-1,599,999	0	0	0.0	0	0	0.0
1,600,000-1,699,999	0	1	-100.0	1	1	0.0	1,600,000-1,699,999	0	1	-100.0	0	1	-100.0
1,700,000-1,799,999	0	0	0.0	0	0	0.0	1,700,000-1,799,999	0	0	0.0	0	0	0.0
1,800,000-1,899,999	0	0	0.0	0	0	0.0	1,800,000-1,899,999	0	0	0.0	0	0	0.0
1,900,000-1,999,999	0	0	0.0	0	0	0.0	1,900,000-1,999,999	0	0	0.0	0	0	0.0
2,000,000-2,249,999	0	0	0.0	0	0	0.0	2,000,000-2,249,999	0	0	0.0	0	0	0.0
2,250,000-2,499,999	0	0	0.0	0	0	0.0	2,250,000-2,499,999	0	0	0.0	0	0	0.0
2,500,000-2,749,999	0	0	0.0	0	0	0.0	2,500,000-2,749,999	0	0	0.0	0	0	0.0
2,750,000-2,999,999	0	0	0.0	0	0	0.0	2,750,000-2,999,999	0	0	0.0	0	0	0.0
3,000,000-3,249,999	0	0	0.0	0	0	0.0	3,000,000-3,249,999	0	0	0.0	0	0	0.0
3,250,000-3,499,999	0	0	0.0	0	0	0.0	3,250,000-3,499,999	0	0	0.0	0	0	0.0
3,500,000-3,749,999	0	0	0.0	0	0	0.0	3,500,000-3,749,999	0	0	0.0	0	0	0.0
3,750,000-3,999,999	0	0	0.0	0	0	0.0	3,750,000-3,999,999	0	0	0.0	0	0	0.0
4,000,000-4,249,999	0	0	0.0	0	0	0.0	4,000,000-4,249,999	0	0	0.0	0	0	0.0
4,250,000-4,499,999	0	0	0.0	0	0	0.0	4,250,000-4,499,999	0	0	0.0	0	0	0.0
4,500,000-4,749,999	0	0	0.0	0	0	0.0	4,500,000-4,749,999	0	0	0.0	0	0	0.0
4,750,000-4,999,999	0	0	0.0	0	0	0.0	4,750,000-4,999,999	0	0	0.0	0	0	0.0
5,000,000+	0	0	0.0	0	0	0.0	5,000,000+	0	0	0.0	0	0	0.0
Totals	38	28	35.7	98	127	-22.8	Totals	18	18	0.0	76	75	1.3

All information is subject to change, is deemed reliable but is not guaranteed, and should be independently verified. The information being provided is for consumers' personal, non-commercial use and may not be used for any other purpose other than to identify prospective properties consumers may be interested in purchasing. © 2017 Montana Regional MLS, LLC and FBS. All Rights Reserved. Prepared by Rhiannon Coburn on Tuesday, June 06, 2017 4:10 PM.