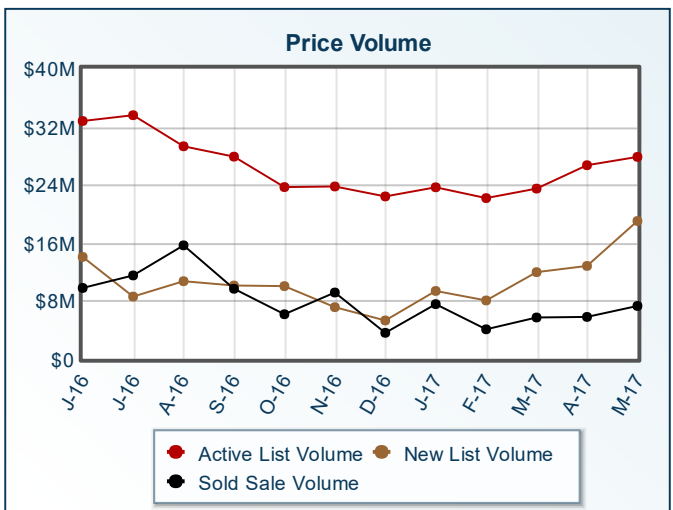
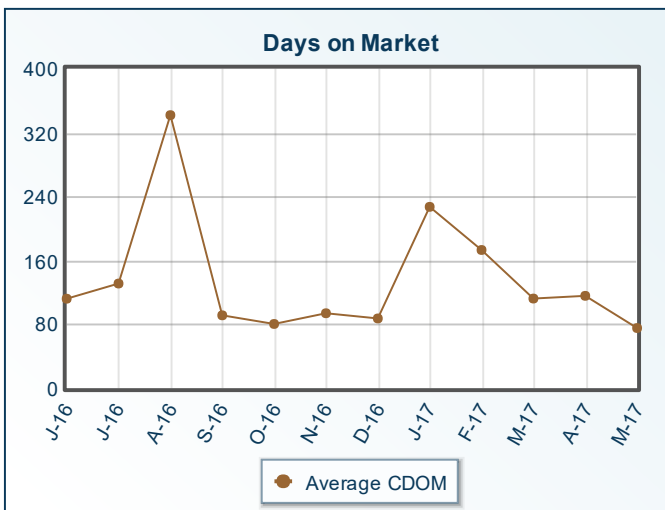
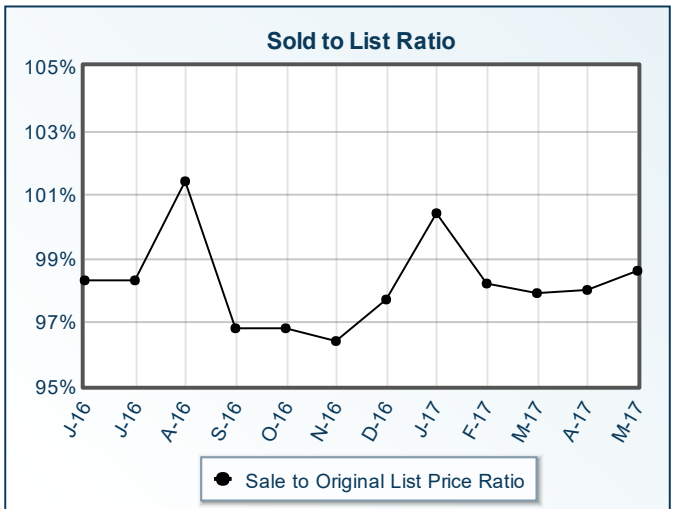
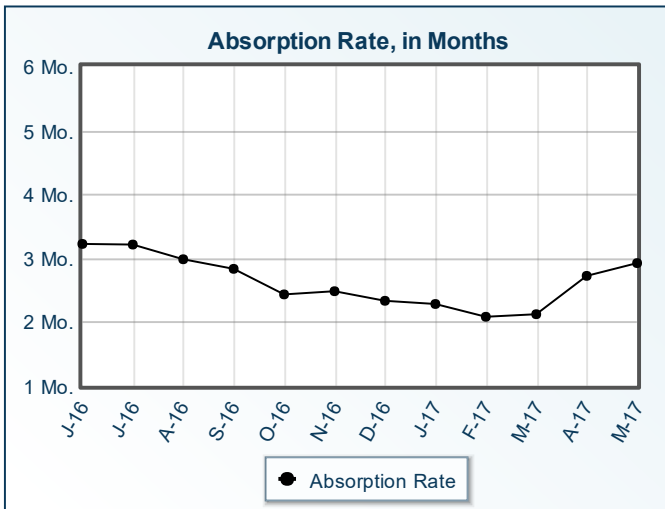
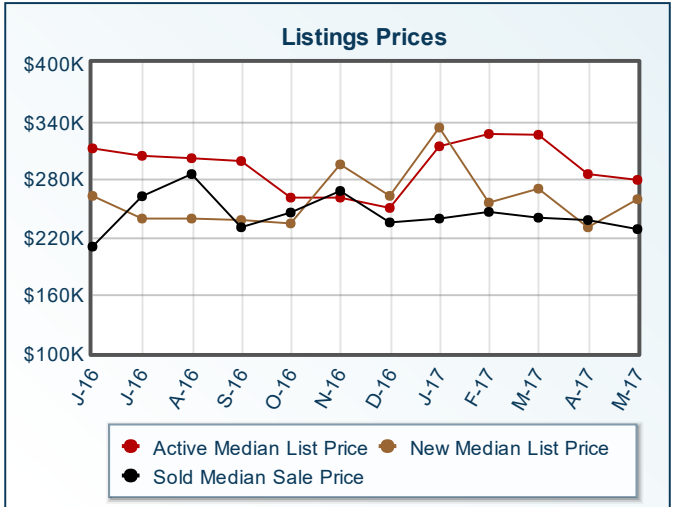
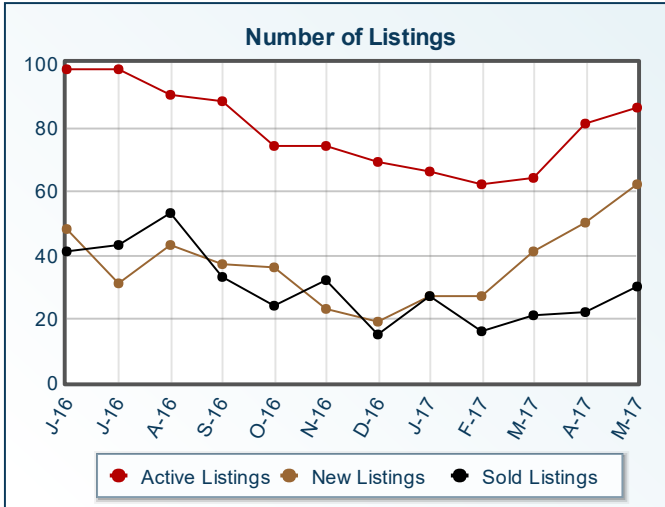


Market Summary

59801 Residential, May 2017



Summary Statistics						
	May-17	May-16	% Chg	2017 YTD	2016 YTD	% Chg
Absorption Rate	2.92	2.98	-2.01	2.42	3	-19.33
Average List Price	\$323,658	\$336,036	-3.68	\$304,611	\$280,789	8.48
Median List Price	\$279,000	\$311,500	-10.43	\$259,000	\$237,000	9.28
Average Sale Price	\$242,794	\$267,810	-9.34	\$261,576	\$226,031	15.73
Median Sale Price	\$228,097	\$248,625	-8.26	\$235,000	\$209,750	12.04
Average CDOM	75	132	-43.18	138	105	31.43
Median CDOM	50	70	-28.57	71	68	4.41

	Sold Listings						Pending Listings					
	This Month			Year to Date			This Month			Year to Date		
	2017	2016	% Chg	2017	2016	% Chg	2017	2016	% Chg	2017	2016	% Chg
0-99,999	0	0	0.0	0	4	-100.0	0	0	0.0	1	3	-66.7
100,000-149,999	0	2	-100.0	7	11	-36.4	1	1	0.0	4	18	-77.8
150,000-199,999	5	4	25.0	13	31	-58.1	5	11	-54.5	16	66	-75.8
200,000-249,999	18	7	157.1	52	27	92.6	14	10	40.0	61	60	1.7
250,000-299,999	3	7	-57.1	13	20	-35.0	14	10	40.0	33	58	-43.1
300,000-349,999	0	4	-100.0	12	8	50.0	3	4	-25.0	16	15	6.7
350,000-399,999	3	1	200.0	12	2	500.0	2	5	-60.0	11	13	-15.4
400,000-449,999	1	0	N/A	1	0	N/A	1	2	-50.0	3	2	50.0
450,000-499,999	0	0	0.0	4	0	N/A	2	0	N/A	5	0	N/A
500,000-549,999	0	0	0.0	2	1	100.0	1	0	N/A	5	1	400.0
550,000-599,999	0	0	0.0	0	1	-100.0	1	0	N/A	4	1	300.0
600,000-649,999	0	0	0.0	0	0	0.0	0	0	0.0	0	3	-100.0
650,000-699,999	0	0	0.0	0	0	0.0	0	0	0.0	0	0	0.0
700,000-749,999	0	1	-100.0	0	1	-100.0	1	0	N/A	1	1	0.0
750,000-799,999	0	0	0.0	0	0	0.0	0	0	0.0	0	2	-100.0
800,000-849,999	0	0	0.0	0	0	0.0	0	0	0.0	0	0	0.0
850,000-899,999	0	0	0.0	0	0	0.0	0	0	0.0	0	0	0.0
900,000-949,999	0	0	0.0	0	0	0.0	0	0	0.0	0	0	0.0
950,000-999,999	0	0	0.0	0	0	0.0	0	0	0.0	0	0	0.0
1,000,000-1,099,999	0	0	0.0	0	0	0.0	0	0	0.0	0	0	0.0
1,100,000-1,199,999	0	0	0.0	0	0	0.0	0	0	0.0	0	0	0.0
1,200,000-1,299,999	0	0	0.0	0	0	0.0	0	0	0.0	0	1	-100.0
1,300,000-1,399,999	0	0	0.0	0	0	0.0	0	0	0.0	0	0	0.0
1,400,000-1,499,999	0	0	0.0	0	0	0.0	0	0	0.0	0	0	0.0
1,500,000-1,599,999	0	0	0.0	0	0	0.0	0	0	0.0	0	0	0.0
1,600,000-1,699,999	0	0	0.0	0	0	0.0	0	0	0.0	0	0	0.0
1,700,000-1,799,999	0	0	0.0	0	0	0.0	0	0	0.0	0	1	-100.0
1,800,000-1,899,999	0	0	0.0	0	0	0.0	0	0	0.0	0	0	0.0
1,900,000-1,999,999	0	0	0.0	0	0	0.0	0	0	0.0	0	0	0.0
2,000,000-2,249,999	0	0	0.0	0	0	0.0	0	0	0.0	0	0	0.0
2,250,000-2,499,999	0	0	0.0	0	0	0.0	0	0	0.0	0	0	0.0
2,500,000-2,749,999	0	0	0.0	0	0	0.0	0	0	0.0	0	0	0.0
2,750,000-2,999,999	0	0	0.0	0	0	0.0	0	0	0.0	0	0	0.0
3,000,000-3,249,999	0	0	0.0	0	0	0.0	0	0	0.0	0	0	0.0
3,250,000-3,499,999	0	0	0.0	0	0	0.0	0	0	0.0	0	0	0.0
3,500,000-3,749,999	0	0	0.0	0	0	0.0	0	0	0.0	0	0	0.0
3,750,000-3,999,999	0	0	0.0	0	0	0.0	0	0	0.0	0	0	0.0
4,000,000-4,249,999	0	0	0.0	0	0	0.0	0	0	0.0	0	0	0.0
4,250,000-4,499,999	0	0	0.0	0	0	0.0	0	0	0.0	0	0	0.0
4,500,000-4,749,999	0	0	0.0	0	0	0.0	0	0	0.0	0	0	0.0
4,750,000-4,999,999	0	0	0.0	0	0	0.0	0	0	0.0	0	0	0.0
5,000,000+	0	0	0.0	0	0	0.0	0	0	0.0	0	0	0.0
Totals	30	26	15.4	116	106	9.4	45	43	4.7	160	245	-34.7

Active Listings	This Month			Year to Date			New Listings	This Month			Year to Date		
	2017	2016	% Chg	2017	2016	% Chg		2017	2016	% Chg	2017	2016	% Chg
	0-99,999	0	2	-100.0	1	5		-80.0	0-99,999	0	0	0.0	1
100,000-149,999	2	8	-75.0	8	27	-70.4	100,000-149,999	3	3	0.0	5	21	-76.2
150,000-199,999	8	8	0.0	28	73	-61.6	150,000-199,999	12	12	0.0	24	46	-47.8
200,000-249,999	29	17	70.6	88	85	3.5	200,000-249,999	14	16	-12.5	69	65	6.2
250,000-299,999	9	9	0.0	45	61	-26.2	250,000-299,999	14	6	133.3	40	32	25.0
300,000-349,999	18	22	-18.2	33	42	-21.4	300,000-349,999	5	8	-37.5	25	25	0.0
350,000-399,999	7	9	-22.2	19	20	-5.0	350,000-399,999	3	3	0.0	15	7	114.3
400,000-449,999	0	3	-100.0	5	5	0.0	400,000-449,999	3	1	200.0	4	5	-20.0
450,000-499,999	2	4	-50.0	10	4	150.0	450,000-499,999	2	0	N/A	7	2	250.0
500,000-549,999	1	0	N/A	7	3	133.3	500,000-549,999	0	0	0.0	5	2	150.0
550,000-599,999	5	1	400.0	8	2	300.0	550,000-599,999	1	0	N/A	6	0	N/A
600,000-649,999	1	5	-80.0	3	8	-62.5	600,000-649,999	0	1	-100.0	0	6	-100.0
650,000-699,999	0	1	-100.0	1	1	0.0	650,000-699,999	1	0	N/A	1	1	0.0
700,000-749,999	1	1	0.0	3	2	50.0	700,000-749,999	2	0	N/A	3	1	200.0
750,000-799,999	0	0	0.0	0	3	-100.0	750,000-799,999	0	0	0.0	0	1	-100.0
800,000-849,999	2	0	N/A	2	0	N/A	800,000-849,999	1	0	N/A	1	0	N/A
850,000-899,999	0	0	0.0	0	0	0.0	850,000-899,999	0	0	0.0	0	0	0.0
900,000-949,999	0	1	-100.0	1	1	0.0	900,000-949,999	1	0	N/A	1	1	0.0
950,000-999,999	0	1	-100.0	0	1	-100.0	950,000-999,999	0	1	-100.0	0	1	-100.0
1,000,000-1,099,999	0	0	0.0	0	0	0.0	1,000,000-1,099,999	0	0	0.0	0	0	0.0
1,100,000-1,199,999	0	0	0.0	0	1	-100.0	1,100,000-1,199,999	0	0	0.0	0	0	0.0
1,200,000-1,299,999	1	1	0.0	1	2	-50.0	1,200,000-1,299,999	0	0	0.0	0	0	0.0
1,300,000-1,399,999	0	0	0.0	0	0	0.0	1,300,000-1,399,999	0	0	0.0	0	0	0.0
1,400,000-1,499,999	0	0	0.0	0	0	0.0	1,400,000-1,499,999	0	0	0.0	0	0	0.0
1,500,000-1,599,999	0	0	0.0	0	0	0.0	1,500,000-1,599,999	0	0	0.0	0	0	0.0
1,600,000-1,699,999	0	0	0.0	0	0	0.0	1,600,000-1,699,999	0	0	0.0	0	0	0.0
1,700,000-1,799,999	0	0	0.0	0	0	0.0	1,700,000-1,799,999	0	0	0.0	0	0	0.0
1,800,000-1,899,999	0	0	0.0	0	0	0.0	1,800,000-1,899,999	0	0	0.0	0	0	0.0
1,900,000-1,999,999	0	0	0.0	0	0	0.0	1,900,000-1,999,999	0	0	0.0	0	0	0.0
2,000,000-2,249,999	0	0	0.0	0	0	0.0	2,000,000-2,249,999	0	0	0.0	0	0	0.0
2,250,000-2,499,999	0	0	0.0	0	0	0.0	2,250,000-2,499,999	0	0	0.0	0	0	0.0
2,500,000-2,749,999	0	0	0.0	0	0	0.0	2,500,000-2,749,999	0	0	0.0	0	0	0.0
2,750,000-2,999,999	0	0	0.0	0	0	0.0	2,750,000-2,999,999	0	0	0.0	0	0	0.0
3,000,000-3,249,999	0	0	0.0	0	0	0.0	3,000,000-3,249,999	0	0	0.0	0	0	0.0
3,250,000-3,499,999	0	0	0.0	0	0	0.0	3,250,000-3,499,999	0	0	0.0	0	0	0.0
3,500,000-3,749,999	0	0	0.0	0	0	0.0	3,500,000-3,749,999	0	0	0.0	0	0	0.0
3,750,000-3,999,999	0	0	0.0	0	0	0.0	3,750,000-3,999,999	0	0	0.0	0	0	0.0
4,000,000-4,249,999	0	0	0.0	0	0	0.0	4,000,000-4,249,999	0	0	0.0	0	0	0.0
4,250,000-4,499,999	0	0	0.0	0	0	0.0	4,250,000-4,499,999	0	0	0.0	0	0	0.0
4,500,000-4,749,999	0	0	0.0	0	0	0.0	4,500,000-4,749,999	0	0	0.0	0	0	0.0
4,750,000-4,999,999	0	0	0.0	0	0	0.0	4,750,000-4,999,999	0	0	0.0	0	0	0.0
5,000,000+	0	0	0.0	0	0	0.0	5,000,000+	0	0	0.0	0	0	0.0
Totals	86	93	-7.5	263	346	-24.0	Totals	62	51	21.6	207	219	-5.5

All information is subject to change, is deemed reliable but is not guaranteed, and should be independently verified. The information being provided is for consumers' personal, non-commercial use and may not be used for any other purpose other than to identify prospective properties consumers may be interested in purchasing. © 2017 Montana Regional MLS, LLC and FBS. All Rights Reserved. Prepared by Rhiannon Coburn on Tuesday, June 06, 2017 4:07 PM.