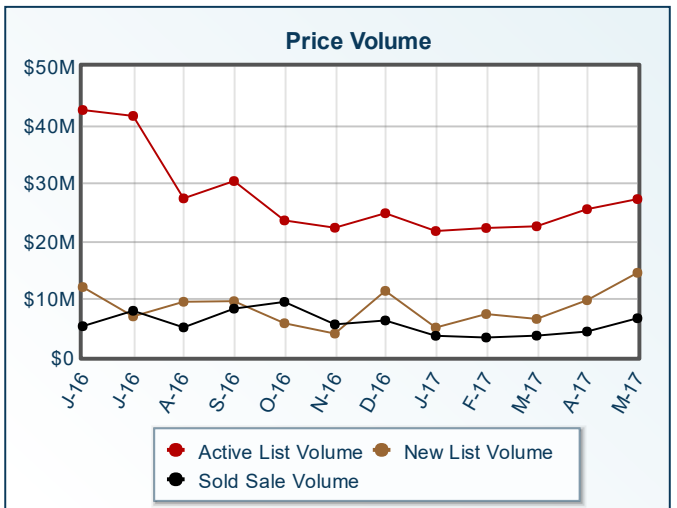
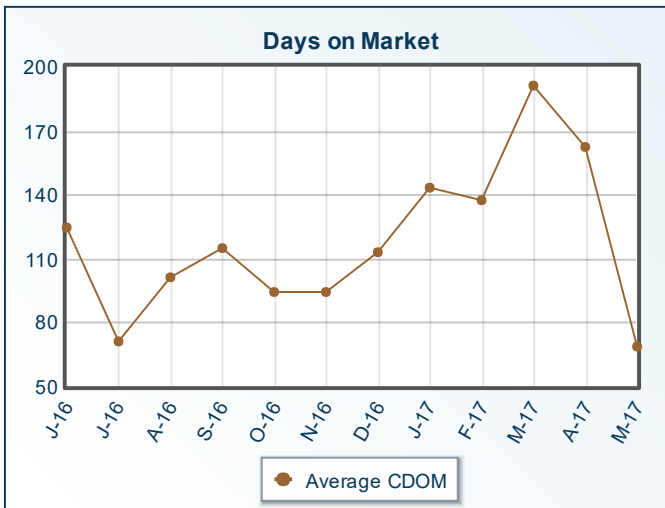
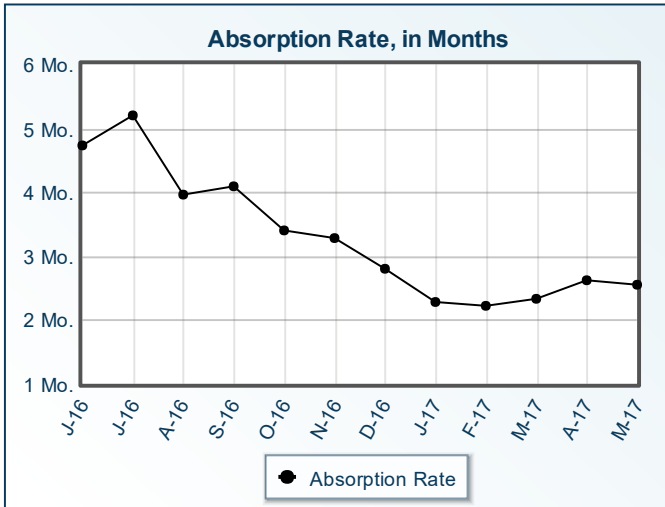
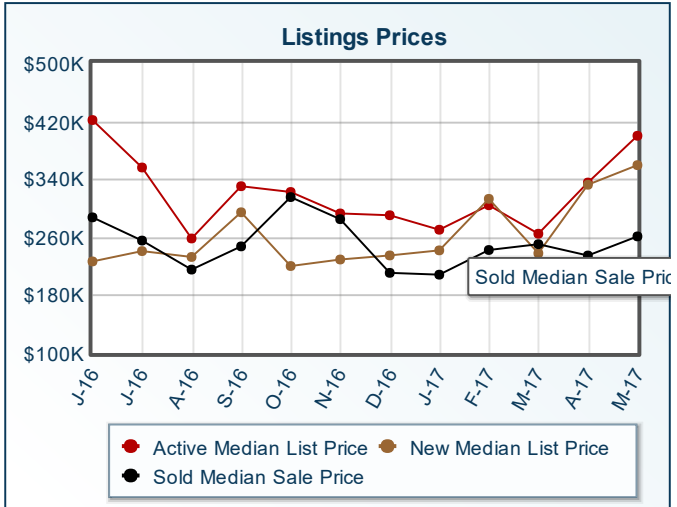
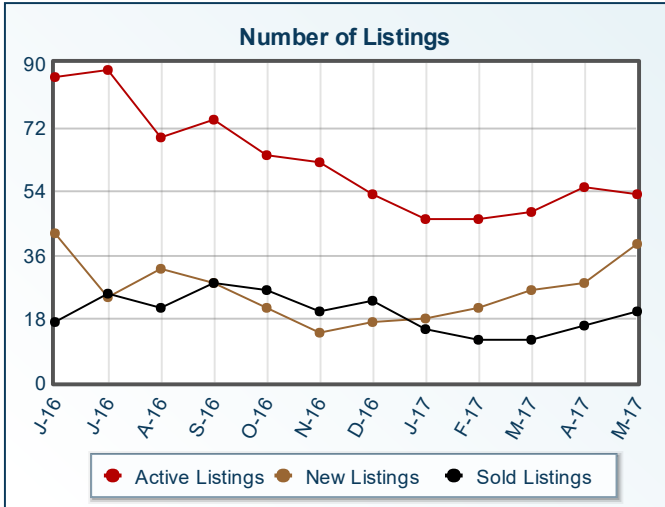


Market Summary

59802 Residential, May 2017



Summary Statistics						
	May-17	May-16	% Chg	2017 YTD	2016 YTD	% Chg
Absorption Rate	2.55	4.36	-41.51	2.4	3.69	-34.96
Average List Price	\$512,767	\$517,028	-0.82	\$371,048	\$376,008	-1.32
Median List Price	\$399,500	\$425,000	-6.00	\$285,000	\$290,000	-1.72
Average Sale Price	\$331,927	\$255,944	29.69	\$287,530	\$263,386	9.17
Median Sale Price	\$260,750	\$212,250	22.85	\$237,000	\$238,250	-0.52
Average CDOM	68	107	-36.45	134	100	34.00
Median CDOM	53	62	-14.52	70	66	6.06

	Sold Listings						Pending Listings						
	This Month			Year to Date			This Month			Year to Date			
	2017	2016	% Chg	2017	2016	% Chg	2017	2016	% Chg	2017	2016	% Chg	
0-99,999	0	1	-100.0	0	3	-100.0	0-99,999	0	0	0.0	0	5	-100.0
100,000-149,999	0	5	-100.0	4	11	-63.6	100,000-149,999	3	0	N/A	7	16	-56.2
150,000-199,999	4	10	-60.0	13	20	-35.0	150,000-199,999	6	4	50.0	19	33	-42.4
200,000-249,999	5	7	-28.6	27	10	170.0	200,000-249,999	4	5	-20.0	32	24	33.3
250,000-299,999	2	2	0.0	8	9	-11.1	250,000-299,999	2	3	-33.3	11	22	-50.0
300,000-349,999	3	1	200.0	8	12	-33.3	300,000-349,999	2	3	-33.3	9	17	-47.1
350,000-399,999	1	2	-50.0	1	5	-80.0	350,000-399,999	4	3	33.3	6	8	-25.0
400,000-449,999	2	4	-50.0	4	8	-50.0	400,000-449,999	3	1	200.0	6	8	-25.0
450,000-499,999	1	0	N/A	3	1	200.0	450,000-499,999	0	2	-100.0	4	10	-60.0
500,000-549,999	0	1	-100.0	1	1	0.0	500,000-549,999	1	1	0.0	2	2	0.0
550,000-599,999	0	0	0.0	3	0	N/A	550,000-599,999	2	0	N/A	3	1	200.0
600,000-649,999	1	0	N/A	1	1	0.0	600,000-649,999	0	2	-100.0	0	3	-100.0
650,000-699,999	0	1	-100.0	1	1	0.0	650,000-699,999	0	0	0.0	4	1	300.0
700,000-749,999	0	0	0.0	0	0	0.0	700,000-749,999	0	2	-100.0	0	2	-100.0
750,000-799,999	0	0	0.0	0	0	0.0	750,000-799,999	0	1	-100.0	0	1	-100.0
800,000-849,999	0	0	0.0	0	0	0.0	800,000-849,999	0	0	0.0	0	0	0.0
850,000-899,999	1	0	N/A	1	0	N/A	850,000-899,999	0	0	0.0	1	0	N/A
900,000-949,999	0	0	0.0	0	0	0.0	900,000-949,999	0	1	-100.0	0	1	-100.0
950,000-999,999	0	0	0.0	0	0	0.0	950,000-999,999	0	1	-100.0	0	1	-100.0
1,000,000-1,099,999	0	0	0.0	0	0	0.0	1,000,000-1,099,999	0	0	0.0	0	0	0.0
1,100,000-1,199,999	0	0	0.0	0	0	0.0	1,100,000-1,199,999	0	0	0.0	0	0	0.0
1,200,000-1,299,999	0	0	0.0	0	0	0.0	1,200,000-1,299,999	0	1	-100.0	0	1	-100.0
1,300,000-1,399,999	0	0	0.0	0	0	0.0	1,300,000-1,399,999	0	0	0.0	0	0	0.0
1,400,000-1,499,999	0	0	0.0	0	0	0.0	1,400,000-1,499,999	0	0	0.0	0	0	0.0
1,500,000-1,599,999	0	0	0.0	0	0	0.0	1,500,000-1,599,999	0	0	0.0	0	0	0.0
1,600,000-1,699,999	0	0	0.0	0	0	0.0	1,600,000-1,699,999	0	0	0.0	0	0	0.0
1,700,000-1,799,999	0	0	0.0	0	0	0.0	1,700,000-1,799,999	0	0	0.0	0	0	0.0
1,800,000-1,899,999	0	0	0.0	0	0	0.0	1,800,000-1,899,999	0	0	0.0	0	0	0.0
1,900,000-1,999,999	0	0	0.0	0	0	0.0	1,900,000-1,999,999	0	0	0.0	0	0	0.0
2,000,000-2,249,999	0	0	0.0	0	0	0.0	2,000,000-2,249,999	0	0	0.0	0	0	0.0
2,250,000-2,499,999	0	0	0.0	0	0	0.0	2,250,000-2,499,999	0	0	0.0	0	0	0.0
2,500,000-2,749,999	0	0	0.0	0	0	0.0	2,500,000-2,749,999	0	0	0.0	0	0	0.0
2,750,000-2,999,999	0	0	0.0	0	0	0.0	2,750,000-2,999,999	0	0	0.0	0	0	0.0
3,000,000-3,249,999	0	0	0.0	0	0	0.0	3,000,000-3,249,999	0	0	0.0	0	0	0.0
3,250,000-3,499,999	0	0	0.0	0	0	0.0	3,250,000-3,499,999	0	0	0.0	0	0	0.0
3,500,000-3,749,999	0	0	0.0	0	0	0.0	3,500,000-3,749,999	0	0	0.0	0	0	0.0
3,750,000-3,999,999	0	0	0.0	0	0	0.0	3,750,000-3,999,999	0	0	0.0	0	0	0.0
4,000,000-4,249,999	0	0	0.0	0	0	0.0	4,000,000-4,249,999	0	0	0.0	0	0	0.0
4,250,000-4,499,999	0	0	0.0	0	0	0.0	4,250,000-4,499,999	0	0	0.0	0	0	0.0
4,500,000-4,749,999	0	0	0.0	0	0	0.0	4,500,000-4,749,999	0	0	0.0	0	0	0.0
4,750,000-4,999,999	0	0	0.0	0	0	0.0	4,750,000-4,999,999	0	0	0.0	0	0	0.0
5,000,000+	0	0	0.0	0	0	0.0	5,000,000+	0	0	0.0	0	0	0.0
Totals	20	34	-41.2	75	82	-8.5	Totals	27	30	-10.0	104	156	-33.3

Active Listings	This Month			Year to Date			New Listings	This Month			Year to Date		
	2017	2016	% Chg	2017	2016	% Chg		2017	2016	% Chg	2017	2016	% Chg
	0-99,999	0	0	0.0	0	6		-100.0	0-99,999	0	1	-100.0	0
100,000-149,999	4	3	33.3	10	17	-41.2	100,000-149,999	3	0	N/A	7	10	-30.0
150,000-199,999	6	6	0.0	28	35	-20.0	150,000-199,999	4	4	0.0	21	20	5.0
200,000-249,999	5	7	-28.6	45	31	45.2	200,000-249,999	6	9	-33.3	35	20	75.0
250,000-299,999	3	7	-57.1	15	30	-50.0	250,000-299,999	3	5	-40.0	12	24	-50.0
300,000-349,999	6	4	50.0	14	18	-22.2	300,000-349,999	3	2	50.0	11	8	37.5
350,000-399,999	4	4	0.0	14	12	16.7	350,000-399,999	8	6	33.3	12	10	20.0
400,000-449,999	5	14	-64.3	9	21	-57.1	400,000-449,999	1	5	-80.0	8	16	-50.0
450,000-499,999	6	9	-33.3	10	17	-41.2	450,000-499,999	0	6	-100.0	7	9	-22.2
500,000-549,999	2	6	-66.7	8	9	-11.1	500,000-549,999	3	3	0.0	5	6	-16.7
550,000-599,999	4	1	300.0	8	2	300.0	550,000-599,999	5	1	400.0	7	2	250.0
600,000-649,999	0	1	-100.0	2	4	-50.0	600,000-649,999	1	3	-66.7	1	3	-66.7
650,000-699,999	0	2	-100.0	5	3	66.7	650,000-699,999	0	1	-100.0	1	2	-50.0
700,000-749,999	1	0	N/A	1	2	-50.0	700,000-749,999	0	0	0.0	1	1	0.0
750,000-799,999	2	2	0.0	2	2	0.0	750,000-799,999	1	2	-50.0	2	2	0.0
800,000-849,999	0	0	0.0	0	1	-100.0	800,000-849,999	0	0	0.0	0	1	-100.0
850,000-899,999	2	0	N/A	3	2	50.0	850,000-899,999	1	1	0.0	2	1	100.0
900,000-949,999	0	2	-100.0	0	3	-100.0	900,000-949,999	0	2	-100.0	0	3	-100.0
950,000-999,999	0	2	-100.0	0	2	-100.0	950,000-999,999	0	2	-100.0	0	2	-100.0
1,000,000-1,099,999	0	0	0.0	0	0	0.0	1,000,000-1,099,999	0	0	0.0	0	0	0.0
1,100,000-1,199,999	1	0	N/A	1	0	N/A	1,100,000-1,199,999	0	0	0.0	0	0	0.0
1,200,000-1,299,999	0	1	-100.0	0	1	-100.0	1,200,000-1,299,999	0	1	-100.0	0	1	-100.0
1,300,000-1,399,999	0	0	0.0	0	0	0.0	1,300,000-1,399,999	0	0	0.0	0	0	0.0
1,400,000-1,499,999	0	0	0.0	0	0	0.0	1,400,000-1,499,999	0	0	0.0	0	0	0.0
1,500,000-1,599,999	0	0	0.0	0	0	0.0	1,500,000-1,599,999	0	0	0.0	0	0	0.0
1,600,000-1,699,999	0	0	0.0	0	0	0.0	1,600,000-1,699,999	0	0	0.0	0	0	0.0
1,700,000-1,799,999	0	0	0.0	0	1	-100.0	1,700,000-1,799,999	0	0	0.0	0	0	0.0
1,800,000-1,899,999	0	0	0.0	0	0	0.0	1,800,000-1,899,999	0	0	0.0	0	0	0.0
1,900,000-1,999,999	0	0	0.0	0	0	0.0	1,900,000-1,999,999	0	0	0.0	0	0	0.0
2,000,000-2,249,999	0	0	0.0	0	0	0.0	2,000,000-2,249,999	0	0	0.0	0	0	0.0
2,250,000-2,499,999	0	0	0.0	0	0	0.0	2,250,000-2,499,999	0	0	0.0	0	0	0.0
2,500,000-2,749,999	0	0	0.0	0	0	0.0	2,500,000-2,749,999	0	0	0.0	0	0	0.0
2,750,000-2,999,999	1	0	N/A	1	0	N/A	2,750,000-2,999,999	0	0	0.0	0	0	0.0
3,000,000-3,249,999	0	0	0.0	0	0	0.0	3,000,000-3,249,999	0	0	0.0	0	0	0.0
3,250,000-3,499,999	0	1	-100.0	0	1	-100.0	3,250,000-3,499,999	0	0	0.0	0	0	0.0
3,500,000-3,749,999	1	0	N/A	1	0	N/A	3,500,000-3,749,999	0	0	0.0	0	0	0.0
3,750,000-3,999,999	0	1	-100.0	0	1	-100.0	3,750,000-3,999,999	0	0	0.0	0	0	0.0
4,000,000-4,249,999	0	0	0.0	0	0	0.0	4,000,000-4,249,999	0	0	0.0	0	0	0.0
4,250,000-4,499,999	0	0	0.0	0	0	0.0	4,250,000-4,499,999	0	0	0.0	0	0	0.0
4,500,000-4,749,999	0	0	0.0	0	0	0.0	4,500,000-4,749,999	0	0	0.0	0	0	0.0
4,750,000-4,999,999	0	0	0.0	0	0	0.0	4,750,000-4,999,999	0	0	0.0	0	0	0.0
5,000,000+	0	0	0.0	0	0	0.0	5,000,000+	0	0	0.0	0	0	0.0
Totals	53	73	-27.4	177	221	-19.9	Totals	39	54	-27.8	132	143	-7.7

All information is subject to change, is deemed reliable but is not guaranteed, and should be independently verified. The information being provided is for consumers' personal, non-commercial use and may not be used for any other purpose other than to identify prospective properties consumers may be interested in purchasing. © 2017 Montana Regional MLS, LLC and FBS. All Rights Reserved. Prepared by Rhiannon Coburn on Tuesday, June 06, 2017 4:08 PM.