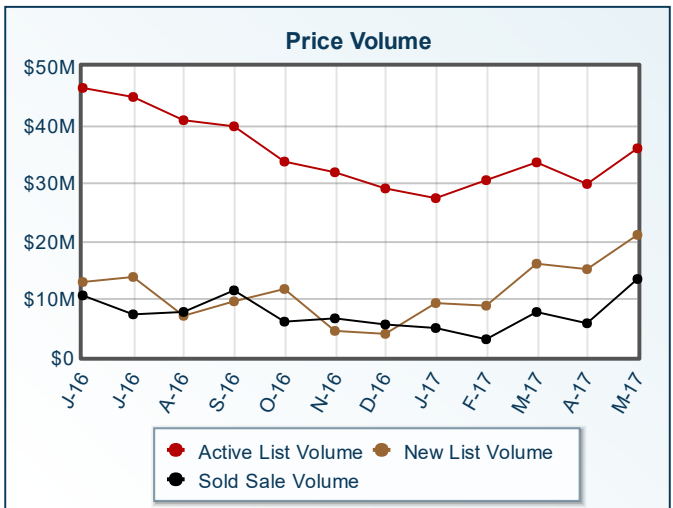
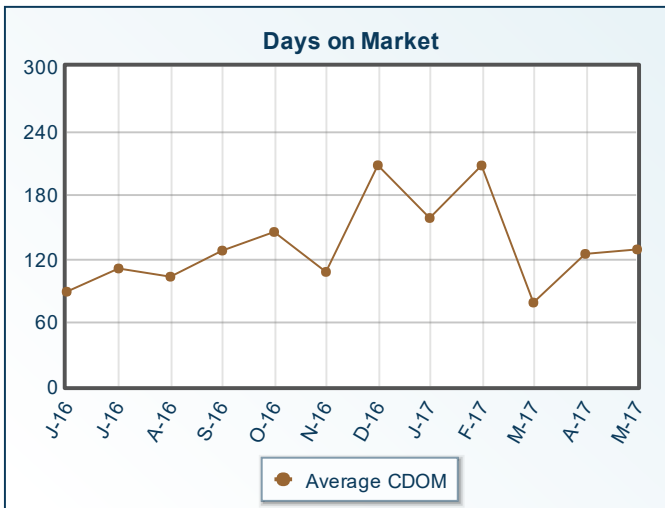
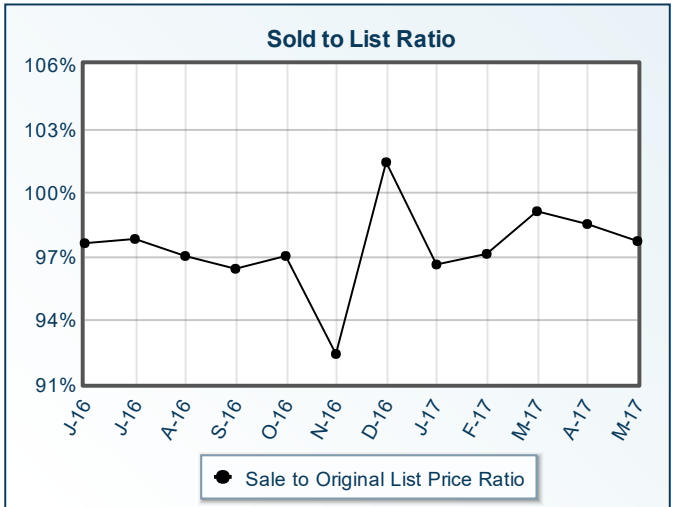
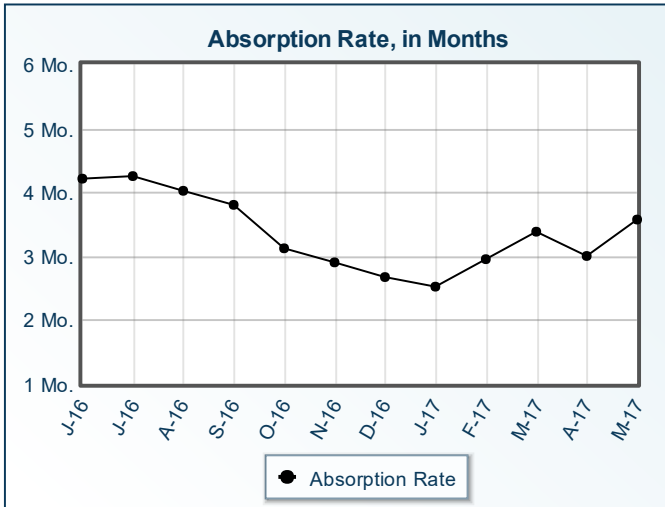
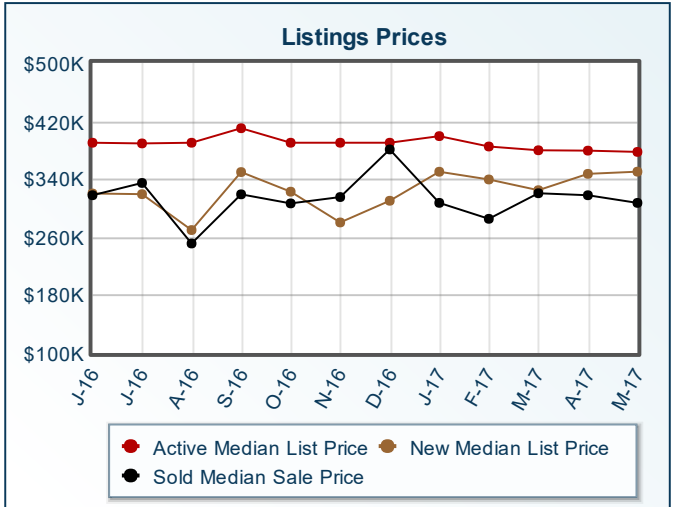
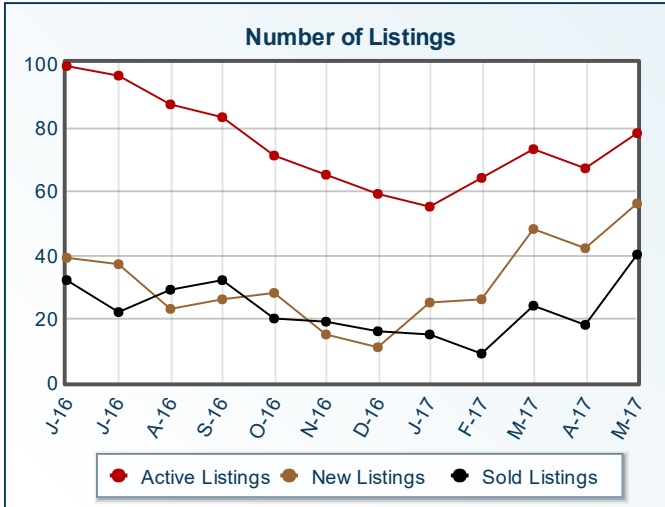


Market Summary

59803 Residential, May 2017



Summary Statistics						
	May-17	May-16	% Chg	2017 YTD	2016 YTD	% Chg
Absorption Rate	3.57	3.77	-5.31	3.08	4.03	-23.57
Average List Price	\$460,530	\$483,349	-4.72	\$386,986	\$428,444	-9.68
Median List Price	\$377,250	\$399,950	-5.68	\$349,900	\$349,900	0.00
Average Sale Price	\$335,012	\$319,331	4.91	\$328,923	\$307,460	6.98
Median Sale Price	\$306,950	\$287,000	6.95	\$311,500	\$283,700	9.80
Average CDOM	128	163	-21.47	127	140	-9.29
Median CDOM	59	80	-26.25	64	90	-28.89

	Sold Listings						Pending Listings					
	This Month			Year to Date			This Month			Year to Date		
	2017	2016	% Chg	2017	2016	% Chg	2017	2016	% Chg	2017	2016	% Chg
0-99,999	0	0	0.0	0	1	-100.0	0	0	0.0	0	0	0.0
100,000-149,999	2	1	100.0	2	6	-66.7	1	0	N/A	4	7	-42.9
150,000-199,999	4	2	100.0	8	6	33.3	2	4	-50.0	8	9	-11.1
200,000-249,999	5	4	25.0	19	21	-9.5	5	4	25.0	20	32	-37.5
250,000-299,999	6	7	-14.3	19	17	11.8	9	5	80.0	33	30	10.0
300,000-349,999	9	4	125.0	23	14	64.3	11	7	57.1	27	37	-27.0
350,000-399,999	5	5	0.0	13	13	0.0	6	6	0.0	23	25	-8.0
400,000-449,999	4	1	300.0	8	7	14.3	5	2	150.0	11	18	-38.9
450,000-499,999	1	1	0.0	5	3	66.7	4	0	N/A	10	2	400.0
500,000-549,999	1	0	N/A	4	0	N/A	1	0	N/A	1	5	-80.0
550,000-599,999	1	0	N/A	2	1	100.0	0	0	0.0	3	2	50.0
600,000-649,999	0	0	0.0	0	0	0.0	0	0	0.0	2	0	N/A
650,000-699,999	1	0	N/A	1	0	N/A	1	0	N/A	1	2	-50.0
700,000-749,999	0	0	0.0	1	1	0.0	0	1	-100.0	1	2	-50.0
750,000-799,999	0	0	0.0	0	0	0.0	0	0	0.0	0	0	0.0
800,000-849,999	0	0	0.0	0	0	0.0	0	0	0.0	0	1	-100.0
850,000-899,999	1	0	N/A	1	1	0.0	0	0	0.0	0	1	-100.0
900,000-949,999	0	0	0.0	0	0	0.0	0	0	0.0	0	0	0.0
950,000-999,999	0	1	-100.0	0	1	-100.0	0	0	0.0	0	1	-100.0
1,000,000-1,099,999	0	0	0.0	0	0	0.0	0	0	0.0	0	0	0.0
1,100,000-1,199,999	0	0	0.0	0	0	0.0	1	0	N/A	1	0	N/A
1,200,000-1,299,999	0	0	0.0	0	0	0.0	0	0	0.0	0	0	0.0
1,300,000-1,399,999	0	0	0.0	0	0	0.0	0	0	0.0	0	2	-100.0
1,400,000-1,499,999	0	0	0.0	0	0	0.0	0	0	0.0	0	2	-100.0
1,500,000-1,599,999	0	0	0.0	0	0	0.0	0	0	0.0	0	2	-100.0
1,600,000-1,699,999	0	0	0.0	0	0	0.0	0	0	0.0	0	0	0.0
1,700,000-1,799,999	0	0	0.0	0	0	0.0	0	0	0.0	0	1	-100.0
1,800,000-1,899,999	0	0	0.0	0	0	0.0	0	0	0.0	0	0	0.0
1,900,000-1,999,999	0	0	0.0	0	0	0.0	0	0	0.0	0	0	0.0
2,000,000-2,249,999	0	0	0.0	0	0	0.0	0	0	0.0	0	0	0.0
2,250,000-2,499,999	0	0	0.0	0	0	0.0	0	0	0.0	0	0	0.0
2,500,000-2,749,999	0	0	0.0	0	0	0.0	0	0	0.0	0	1	-100.0
2,750,000-2,999,999	0	0	0.0	0	0	0.0	0	0	0.0	0	0	0.0
3,000,000-3,249,999	0	0	0.0	0	0	0.0	0	0	0.0	0	0	0.0
3,250,000-3,499,999	0	0	0.0	0	0	0.0	0	0	0.0	0	0	0.0
3,500,000-3,749,999	0	0	0.0	0	0	0.0	0	0	0.0	0	0	0.0
3,750,000-3,999,999	0	0	0.0	0	0	0.0	0	0	0.0	0	0	0.0
4,000,000-4,249,999	0	0	0.0	0	0	0.0	0	0	0.0	0	0	0.0
4,250,000-4,499,999	0	0	0.0	0	0	0.0	0	0	0.0	0	0	0.0
4,500,000-4,749,999	0	0	0.0	0	0	0.0	0	0	0.0	0	0	0.0
4,750,000-4,999,999	0	0	0.0	0	0	0.0	0	0	0.0	0	0	0.0
5,000,000+	0	0	0.0	0	0	0.0	0	0	0.0	0	0	0.0
Totals	40	26	53.8	106	92	15.2	46	29	58.6	145	182	-20.3

Active Listings	This Month			Year to Date			New Listings	This Month			Year to Date		
	2017	2016	% Chg	2017	2016	% Chg		2017	2016	% Chg	2017	2016	% Chg
	0-99,999	0	0	0.0	0	0		0.0	0-99,999	0	0	0.0	0
100,000-149,999	0	0	0.0	4	7	-42.9	100,000-149,999	1	0	N/A	4	4	0.0
150,000-199,999	0	0	0.0	9	9	0.0	150,000-199,999	2	2	0.0	8	6	33.3
200,000-249,999	4	8	-50.0	27	38	-28.9	200,000-249,999	6	8	-25.0	21	26	-19.2
250,000-299,999	8	10	-20.0	43	42	2.4	250,000-299,999	8	7	14.3	38	28	35.7
300,000-349,999	18	10	80.0	44	50	-12.0	300,000-349,999	12	7	71.4	37	31	19.4
350,000-399,999	19	16	18.8	53	48	10.4	350,000-399,999	13	9	44.4	44	31	41.9
400,000-449,999	7	12	-41.7	19	29	-34.5	400,000-449,999	4	1	300.0	15	13	15.4
450,000-499,999	6	7	-14.3	19	9	111.1	450,000-499,999	4	0	N/A	13	2	550.0
500,000-549,999	2	4	-50.0	4	10	-60.0	500,000-549,999	2	1	100.0	3	5	-40.0
550,000-599,999	2	4	-50.0	7	7	0.0	550,000-599,999	1	1	0.0	4	4	0.0
600,000-649,999	3	3	0.0	6	4	50.0	600,000-649,999	0	2	-100.0	4	3	33.3
650,000-699,999	1	3	-66.7	2	6	-66.7	650,000-699,999	0	0	0.0	1	0	N/A
700,000-749,999	2	2	0.0	4	5	-20.0	700,000-749,999	1	0	N/A	3	4	-25.0
750,000-799,999	1	2	-50.0	1	3	-66.7	750,000-799,999	0	1	-100.0	0	2	-100.0
800,000-849,999	0	1	-100.0	0	2	-100.0	800,000-849,999	0	0	0.0	0	0	0.0
850,000-899,999	1	1	0.0	2	2	0.0	850,000-899,999	1	0	N/A	1	0	N/A
900,000-949,999	0	0	0.0	0	0	0.0	900,000-949,999	0	0	0.0	0	0	0.0
950,000-999,999	0	1	-100.0	0	2	-100.0	950,000-999,999	0	0	0.0	0	1	-100.0
1,000,000-1,099,999	0	0	0.0	0	0	0.0	1,000,000-1,099,999	0	0	0.0	0	0	0.0
1,100,000-1,199,999	1	0	N/A	1	0	N/A	1,100,000-1,199,999	1	0	N/A	1	0	N/A
1,200,000-1,299,999	1	0	N/A	1	0	N/A	1,200,000-1,299,999	0	0	0.0	0	0	0.0
1,300,000-1,399,999	0	1	-100.0	0	3	-100.0	1,300,000-1,399,999	0	0	0.0	0	0	0.0
1,400,000-1,499,999	0	1	-100.0	0	3	-100.0	1,400,000-1,499,999	0	0	0.0	0	0	0.0
1,500,000-1,599,999	1	0	N/A	1	2	-50.0	1,500,000-1,599,999	0	0	0.0	0	0	0.0
1,600,000-1,699,999	0	1	-100.0	1	2	-50.0	1,600,000-1,699,999	0	0	0.0	0	2	-100.0
1,700,000-1,799,999	0	0	0.0	0	1	-100.0	1,700,000-1,799,999	0	0	0.0	0	0	0.0
1,800,000-1,899,999	1	1	0.0	1	1	0.0	1,800,000-1,899,999	0	0	0.0	0	0	0.0
1,900,000-1,999,999	0	0	0.0	0	0	0.0	1,900,000-1,999,999	0	0	0.0	0	0	0.0
2,000,000-2,249,999	0	0	0.0	0	0	0.0	2,000,000-2,249,999	0	0	0.0	0	0	0.0
2,250,000-2,499,999	0	0	0.0	0	0	0.0	2,250,000-2,499,999	0	0	0.0	0	0	0.0
2,500,000-2,749,999	0	0	0.0	0	1	-100.0	2,500,000-2,749,999	0	0	0.0	0	0	0.0
2,750,000-2,999,999	0	0	0.0	0	0	0.0	2,750,000-2,999,999	0	0	0.0	0	0	0.0
3,000,000-3,249,999	0	0	0.0	0	0	0.0	3,000,000-3,249,999	0	0	0.0	0	0	0.0
3,250,000-3,499,999	0	0	0.0	0	0	0.0	3,250,000-3,499,999	0	0	0.0	0	0	0.0
3,500,000-3,749,999	0	0	0.0	0	0	0.0	3,500,000-3,749,999	0	0	0.0	0	0	0.0
3,750,000-3,999,999	0	0	0.0	0	0	0.0	3,750,000-3,999,999	0	0	0.0	0	0	0.0
4,000,000-4,249,999	0	0	0.0	0	0	0.0	4,000,000-4,249,999	0	0	0.0	0	0	0.0
4,250,000-4,499,999	0	0	0.0	0	0	0.0	4,250,000-4,499,999	0	0	0.0	0	0	0.0
4,500,000-4,749,999	0	0	0.0	0	0	0.0	4,500,000-4,749,999	0	0	0.0	0	0	0.0
4,750,000-4,999,999	0	0	0.0	0	0	0.0	4,750,000-4,999,999	0	0	0.0	0	0	0.0
5,000,000+	0	0	0.0	0	0	0.0	5,000,000+	0	0	0.0	0	0	0.0
Totals	78	88	-11.4	249	286	-12.9	Totals	56	39	43.6	197	162	21.6

All information is subject to change, is deemed reliable but is not guaranteed, and should be independently verified. The information being provided is for consumers' personal, non-commercial use and may not be used for any other purpose other than to identify prospective properties consumers may be interested in purchasing. © 2017 Montana Regional MLS, LLC and FBS. All Rights Reserved. Prepared by Rhiannon Coburn on Tuesday, June 06, 2017 4:08 PM.