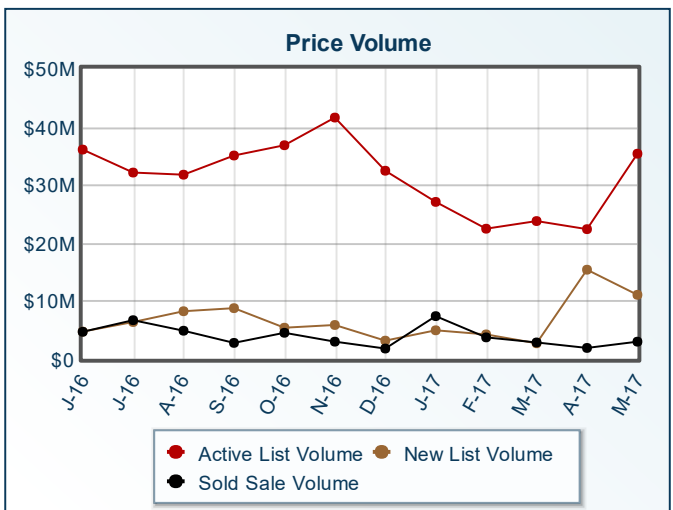
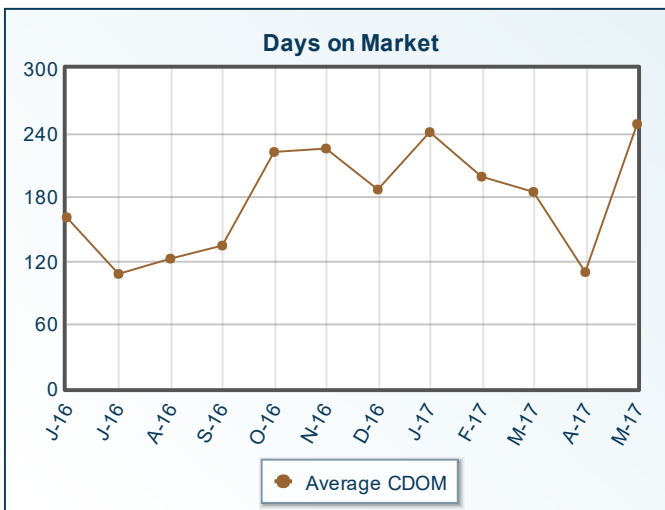
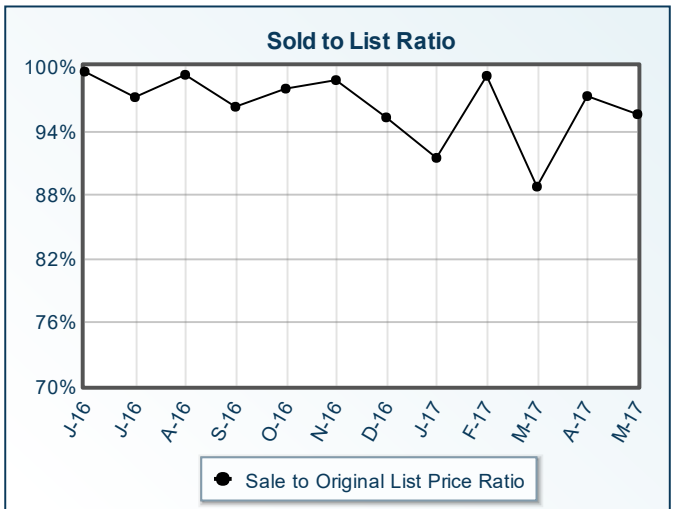
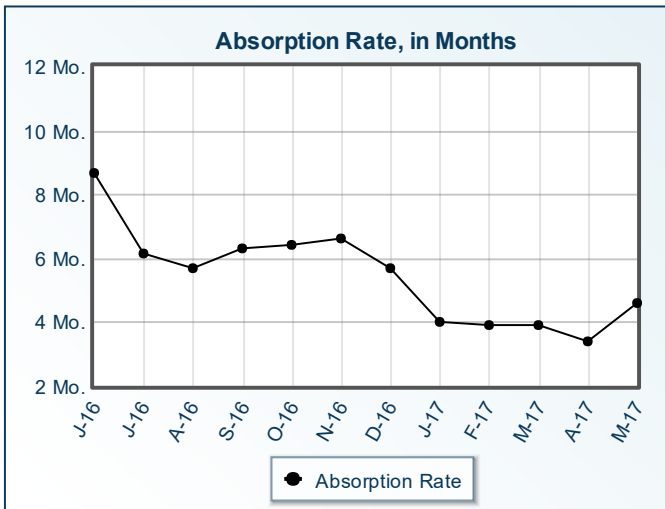
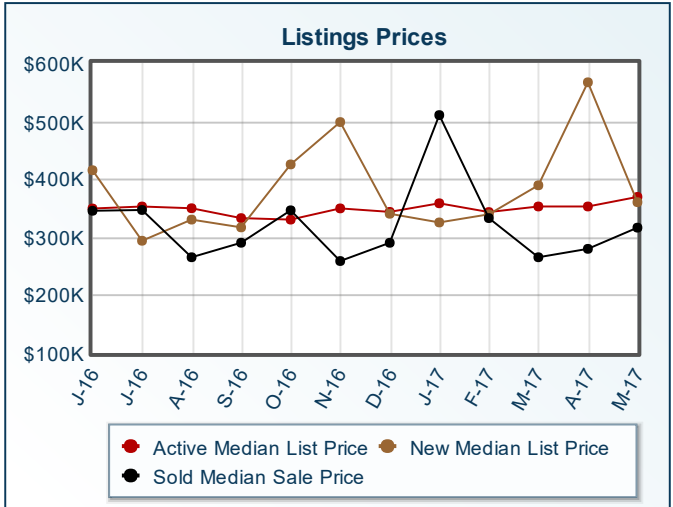
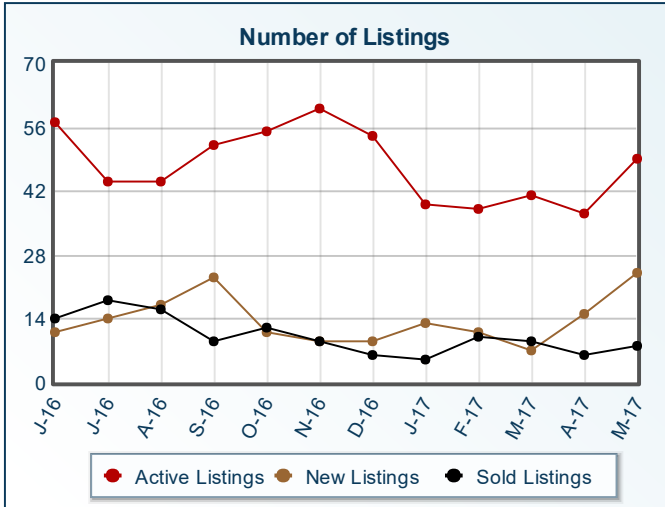


# Market Summary

59804 Residential, May 2017



<b>Summary Statistics</b>						
	<b>May-17</b>	<b>May-16</b>	<b>% Chg</b>	<b>2017 YTD</b>	<b>2016 YTD</b>	<b>% Chg</b>
Absorption Rate	4.59	11.67	-60.67	3.96	12.56	-68.47
Average List Price	\$721,288	\$566,699	27.28	\$589,235	\$453,232	30.01
Median List Price	\$369,000	\$333,749	10.56	\$350,000	\$329,000	6.38
Average Sale Price	\$368,491	\$359,404	2.53	\$491,200	\$337,900	45.37
Median Sale Price	\$316,013	\$322,473	-2.00	\$311,711	\$280,000	11.33
Average CDOM	248	119	108.40	196	175	12.00
Median CDOM	167	76	119.74	150	114	31.58

	<b>Sold Listings</b>						<b>Pending Listings</b>						
	<b>This Month</b>			<b>Year to Date</b>			<b>This Month</b>			<b>Year to Date</b>			
	<b>2017</b>	<b>2016</b>	<b>% Chg</b>	<b>2017</b>	<b>2016</b>	<b>% Chg</b>	<b>2017</b>	<b>2016</b>	<b>% Chg</b>	<b>2017</b>	<b>2016</b>	<b>% Chg</b>	
0-99,999	0	0	0.0	0	0	0.0	0-99,999	0	0	0.0	0	0	0.0
100,000-149,999	0	0	0.0	0	1	-100.0	100,000-149,999	1	0	N/A	1	1	0.0
150,000-199,999	0	0	0.0	1	1	0.0	150,000-199,999	0	0	0.0	0	4	-100.0
200,000-249,999	1	0	N/A	7	5	40.0	200,000-249,999	0	7	-100.0	4	17	-76.5
250,000-299,999	2	5	-60.0	9	12	-25.0	250,000-299,999	1	5	-80.0	13	26	-50.0
300,000-349,999	3	4	-25.0	8	5	60.0	300,000-349,999	2	2	0.0	9	25	-64.0
350,000-399,999	0	1	-100.0	2	2	0.0	350,000-399,999	2	5	-60.0	3	21	-85.7
400,000-449,999	0	1	-100.0	2	2	0.0	400,000-449,999	0	2	-100.0	1	5	-80.0
450,000-499,999	1	1	0.0	3	1	200.0	450,000-499,999	2	1	100.0	5	6	-16.7
500,000-549,999	0	1	-100.0	1	1	0.0	500,000-549,999	0	0	0.0	0	3	-100.0
550,000-599,999	0	0	0.0	0	1	-100.0	550,000-599,999	0	0	0.0	0	1	-100.0
600,000-649,999	0	1	-100.0	0	1	-100.0	600,000-649,999	0	0	0.0	0	2	-100.0
650,000-699,999	0	0	0.0	1	0	N/A	650,000-699,999	1	0	N/A	1	1	0.0
700,000-749,999	0	0	0.0	1	0	N/A	700,000-749,999	0	0	0.0	1	1	0.0
750,000-799,999	1	0	N/A	1	0	N/A	750,000-799,999	0	0	0.0	1	0	N/A
800,000-849,999	0	0	0.0	0	0	0.0	800,000-849,999	0	0	0.0	0	1	-100.0
850,000-899,999	0	0	0.0	0	0	0.0	850,000-899,999	0	0	0.0	0	1	-100.0
900,000-949,999	0	0	0.0	0	0	0.0	900,000-949,999	0	0	0.0	0	0	0.0
950,000-999,999	0	0	0.0	0	1	-100.0	950,000-999,999	0	0	0.0	0	0	0.0
1,000,000-1,099,999	0	0	0.0	0	0	0.0	1,000,000-1,099,999	0	0	0.0	0	0	0.0
1,100,000-1,199,999	0	0	0.0	0	0	0.0	1,100,000-1,199,999	0	0	0.0	0	0	0.0
1,200,000-1,299,999	0	0	0.0	1	0	N/A	1,200,000-1,299,999	0	0	0.0	0	1	-100.0
1,300,000-1,399,999	0	0	0.0	0	0	0.0	1,300,000-1,399,999	0	0	0.0	0	0	0.0
1,400,000-1,499,999	0	0	0.0	0	0	0.0	1,400,000-1,499,999	0	0	0.0	0	0	0.0
1,500,000-1,599,999	0	0	0.0	0	0	0.0	1,500,000-1,599,999	1	0	N/A	1	0	N/A
1,600,000-1,699,999	0	0	0.0	0	0	0.0	1,600,000-1,699,999	0	0	0.0	0	0	0.0
1,700,000-1,799,999	0	0	0.0	0	0	0.0	1,700,000-1,799,999	0	0	0.0	0	0	0.0
1,800,000-1,899,999	0	0	0.0	0	0	0.0	1,800,000-1,899,999	0	0	0.0	0	0	0.0
1,900,000-1,999,999	0	0	0.0	0	0	0.0	1,900,000-1,999,999	0	0	0.0	0	0	0.0
2,000,000-2,249,999	0	0	0.0	0	0	0.0	2,000,000-2,249,999	0	0	0.0	0	0	0.0
2,250,000-2,499,999	0	0	0.0	0	0	0.0	2,250,000-2,499,999	0	0	0.0	0	0	0.0
2,500,000-2,749,999	0	0	0.0	0	0	0.0	2,500,000-2,749,999	0	0	0.0	0	0	0.0
2,750,000-2,999,999	0	0	0.0	0	0	0.0	2,750,000-2,999,999	0	0	0.0	0	0	0.0
3,000,000-3,249,999	0	0	0.0	0	0	0.0	3,000,000-3,249,999	0	0	0.0	0	0	0.0
3,250,000-3,499,999	0	0	0.0	0	0	0.0	3,250,000-3,499,999	0	0	0.0	0	0	0.0
3,500,000-3,749,999	0	0	0.0	0	0	0.0	3,500,000-3,749,999	0	0	0.0	0	0	0.0
3,750,000-3,999,999	0	0	0.0	0	0	0.0	3,750,000-3,999,999	0	0	0.0	0	0	0.0
4,000,000-4,249,999	0	0	0.0	0	0	0.0	4,000,000-4,249,999	0	0	0.0	0	0	0.0
4,250,000-4,499,999	0	0	0.0	0	0	0.0	4,250,000-4,499,999	0	0	0.0	0	0	0.0
4,500,000-4,749,999	0	0	0.0	0	0	0.0	4,500,000-4,749,999	0	0	0.0	0	0	0.0
4,750,000-4,999,999	0	0	0.0	1	0	N/A	4,750,000-4,999,999	0	0	0.0	0	0	0.0
5,000,000+	0	0	0.0	0	0	0.0	5,000,000+	0	0	0.0	0	0	0.0
<b>Totals</b>	<b>8</b>	<b>14</b>	<b>-42.9</b>	<b>38</b>	<b>33</b>	<b>15.2</b>	<b>Totals</b>	<b>10</b>	<b>22</b>	<b>-54.5</b>	<b>40</b>	<b>116</b>	<b>-65.5</b>

Active Listings	This Month			Year to Date			New Listings	This Month			Year to Date		
	2017	2016	% Chg	2017	2016	% Chg		2017	2016	% Chg	2017	2016	% Chg
	0-99,999	0	0	0.0	0	0		0.0	0-99,999	0	0	0.0	0
100,000-149,999	0	0	0.0	2	1	100.0	100,000-149,999	0	0	0.0	0	0	0.0
150,000-199,999	0	0	0.0	0	3	-100.0	150,000-199,999	0	0	0.0	0	1	-100.0
200,000-249,999	1	11	-90.9	7	27	-74.1	200,000-249,999	1	1	0.0	4	21	-81.0
250,000-299,999	4	13	-69.2	21	44	-52.3	250,000-299,999	4	1	300.0	14	30	-53.3
300,000-349,999	14	18	-22.2	25	50	-50.0	300,000-349,999	4	3	33.3	15	25	-40.0
350,000-399,999	8	11	-27.3	15	35	-57.1	350,000-399,999	6	4	50.0	13	20	-35.0
400,000-449,999	0	0	0.0	2	6	-66.7	400,000-449,999	1	2	-50.0	1	6	-83.3
450,000-499,999	2	4	-50.0	6	12	-50.0	450,000-499,999	2	1	100.0	4	6	-33.3
500,000-549,999	1	0	N/A	2	3	-33.3	500,000-549,999	1	0	N/A	1	2	-50.0
550,000-599,999	3	2	50.0	5	4	25.0	550,000-599,999	1	0	N/A	4	3	33.3
600,000-649,999	2	1	100.0	3	3	0.0	600,000-649,999	1	0	N/A	2	0	N/A
650,000-699,999	2	2	0.0	3	2	50.0	650,000-699,999	1	0	N/A	2	2	0.0
700,000-749,999	2	2	0.0	5	4	25.0	700,000-749,999	1	1	0.0	3	2	50.0
750,000-799,999	2	0	N/A	4	2	100.0	750,000-799,999	0	0	0.0	2	0	N/A
800,000-849,999	0	0	0.0	1	1	0.0	800,000-849,999	0	0	0.0	0	0	0.0
850,000-899,999	1	0	N/A	1	1	0.0	850,000-899,999	0	0	0.0	1	0	N/A
900,000-949,999	0	1	-100.0	0	2	-100.0	900,000-949,999	0	0	0.0	0	1	-100.0
950,000-999,999	0	0	0.0	0	0	0.0	950,000-999,999	0	0	0.0	0	0	0.0
1,000,000-1,099,999	0	0	0.0	0	0	0.0	1,000,000-1,099,999	0	0	0.0	0	0	0.0
1,100,000-1,199,999	0	0	0.0	0	0	0.0	1,100,000-1,199,999	0	0	0.0	0	0	0.0
1,200,000-1,299,999	0	0	0.0	0	1	-100.0	1,200,000-1,299,999	0	0	0.0	0	0	0.0
1,300,000-1,399,999	1	0	N/A	1	0	N/A	1,300,000-1,399,999	0	0	0.0	1	0	N/A
1,400,000-1,499,999	0	0	0.0	0	0	0.0	1,400,000-1,499,999	0	0	0.0	0	0	0.0
1,500,000-1,599,999	0	1	-100.0	1	1	0.0	1,500,000-1,599,999	0	0	0.0	0	0	0.0
1,600,000-1,699,999	1	0	N/A	2	0	N/A	1,600,000-1,699,999	1	0	N/A	1	0	N/A
1,700,000-1,799,999	1	0	N/A	1	0	N/A	1,700,000-1,799,999	0	0	0.0	0	0	0.0
1,800,000-1,899,999	1	1	0.0	1	1	0.0	1,800,000-1,899,999	0	0	0.0	0	1	-100.0
1,900,000-1,999,999	1	1	0.0	1	1	0.0	1,900,000-1,999,999	0	0	0.0	0	0	0.0
2,000,000-2,249,999	0	0	0.0	0	0	0.0	2,000,000-2,249,999	0	0	0.0	0	0	0.0
2,250,000-2,499,999	0	0	0.0	0	0	0.0	2,250,000-2,499,999	0	0	0.0	0	0	0.0
2,500,000-2,749,999	0	0	0.0	0	0	0.0	2,500,000-2,749,999	0	0	0.0	0	0	0.0
2,750,000-2,999,999	0	0	0.0	0	0	0.0	2,750,000-2,999,999	0	0	0.0	0	0	0.0
3,000,000-3,249,999	0	0	0.0	0	0	0.0	3,000,000-3,249,999	0	0	0.0	0	0	0.0
3,250,000-3,499,999	0	0	0.0	0	0	0.0	3,250,000-3,499,999	0	0	0.0	0	0	0.0
3,500,000-3,749,999	0	0	0.0	0	0	0.0	3,500,000-3,749,999	0	0	0.0	0	0	0.0
3,750,000-3,999,999	1	0	N/A	1	0	N/A	3,750,000-3,999,999	0	0	0.0	1	0	N/A
4,000,000-4,249,999	0	0	0.0	0	0	0.0	4,000,000-4,249,999	0	0	0.0	0	0	0.0
4,250,000-4,499,999	1	1	0.0	2	2	0.0	4,250,000-4,499,999	0	0	0.0	1	1	0.0
4,500,000-4,749,999	0	0	0.0	0	0	0.0	4,500,000-4,749,999	0	0	0.0	0	0	0.0
4,750,000-4,999,999	0	0	0.0	0	0	0.0	4,750,000-4,999,999	0	0	0.0	0	0	0.0
5,000,000+	0	1	-100.0	0	1	-100.0	5,000,000+	0	0	0.0	0	0	0.0
Totals	49	70	-30.0	112	207	-45.9	Totals	24	13	84.6	70	121	-42.1

All information is subject to change, is deemed reliable but is not guaranteed, and should be independently verified. The information being provided is for consumers' personal, non-commercial use and may not be used for any other purpose other than to identify prospective properties consumers may be interested in purchasing. © 2017 Montana Regional MLS, LLC and FBS. All Rights Reserved. Prepared by Rhiannon Coburn on Tuesday, June 06, 2017 4:09 PM.