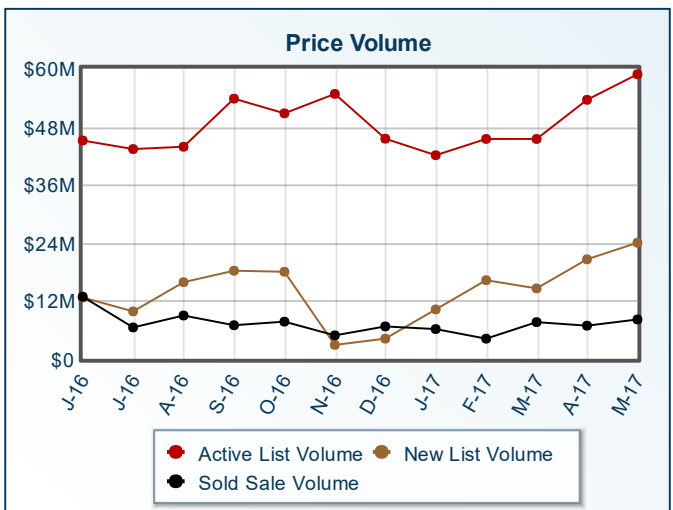
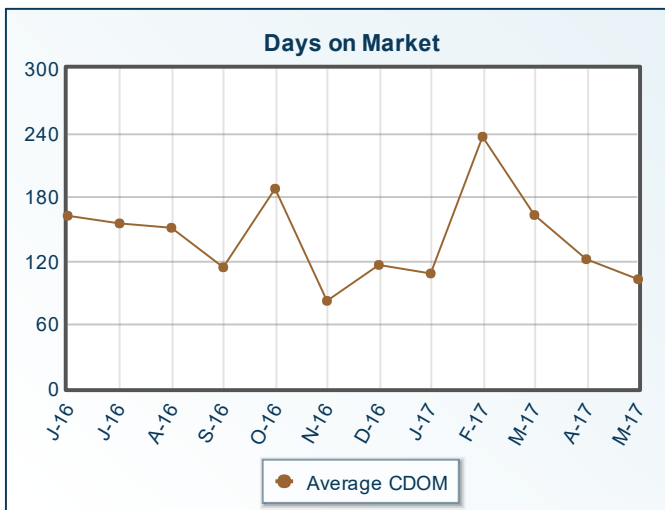
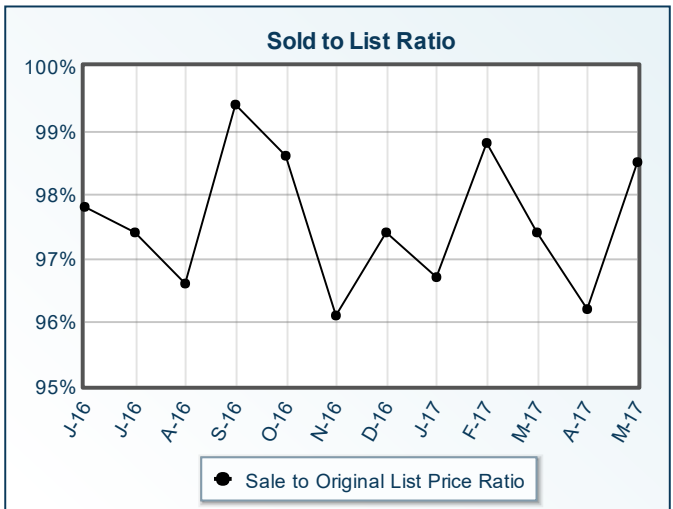
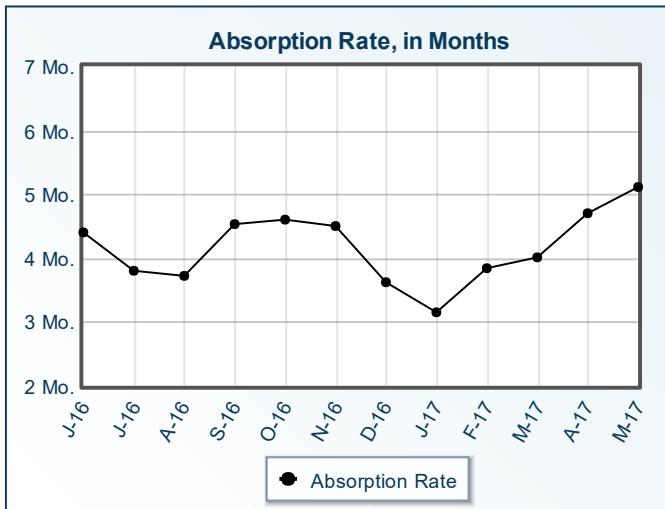
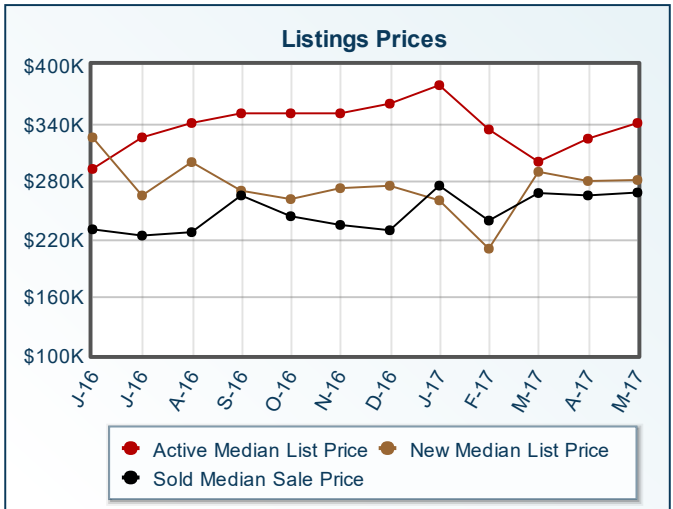
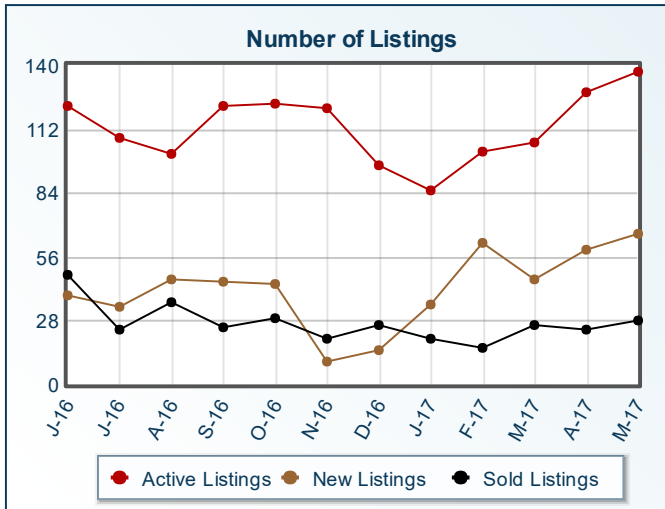


# Market Summary

59808 Residential, May 2017



<b>Summary Statistics</b>						
	<b>May-17</b>	<b>May-16</b>	<b>% Chg</b>	<b>2017 YTD</b>	<b>2016 YTD</b>	<b>% Chg</b>
Absorption Rate	5.11	4.53	12.80	4.16	4.13	0.73
Average List Price	\$429,476	\$362,449	18.49	\$364,296	\$331,521	9.89
Median List Price	\$339,900	\$275,000	23.60	\$279,900	\$254,950	9.79
Average Sale Price	\$290,390	\$230,797	25.82	\$288,180	\$248,418	16.01
Median Sale Price	\$268,000	\$218,500	22.65	\$265,387	\$225,000	17.95
Average CDOM	102	183	-44.26	139	172	-19.19
Median CDOM	57	65	-12.31	66	98	-32.65

	<b>Sold Listings</b>						<b>Pending Listings</b>						
	<b>This Month</b>			<b>Year to Date</b>			<b>This Month</b>			<b>Year to Date</b>			
	<b>2017</b>	<b>2016</b>	<b>% Chg</b>	<b>2017</b>	<b>2016</b>	<b>% Chg</b>	<b>2017</b>	<b>2016</b>	<b>% Chg</b>	<b>2017</b>	<b>2016</b>	<b>% Chg</b>	
0-99,999	0	0	0.0	0	4	-100.0	0-99,999	0	0	0.0	0	5	-100.0
100,000-149,999	2	2	0.0	8	7	14.3	100,000-149,999	2	3	-33.3	13	17	-23.5
150,000-199,999	2	7	-71.4	12	25	-52.0	150,000-199,999	13	9	44.4	32	40	-20.0
200,000-249,999	8	9	-11.1	29	38	-23.7	200,000-249,999	11	9	22.2	45	46	-2.2
250,000-299,999	8	6	33.3	26	16	62.5	250,000-299,999	16	8	100.0	50	30	66.7
300,000-349,999	1	3	-66.7	14	12	16.7	300,000-349,999	6	1	500.0	16	18	-11.1
350,000-399,999	3	0	N/A	8	7	14.3	350,000-399,999	2	3	-33.3	11	20	-45.0
400,000-449,999	2	1	100.0	9	2	350.0	400,000-449,999	0	1	-100.0	13	11	18.2
450,000-499,999	1	0	N/A	4	1	300.0	450,000-499,999	2	1	100.0	6	3	100.0
500,000-549,999	0	0	0.0	0	1	-100.0	500,000-549,999	0	0	0.0	3	2	50.0
550,000-599,999	0	0	0.0	1	0	N/A	550,000-599,999	1	1	0.0	2	6	-66.7
600,000-649,999	0	0	0.0	0	2	-100.0	600,000-649,999	0	0	0.0	0	1	-100.0
650,000-699,999	0	0	0.0	1	1	0.0	650,000-699,999	0	0	0.0	0	3	-100.0
700,000-749,999	1	0	N/A	2	0	N/A	700,000-749,999	2	0	N/A	2	1	100.0
750,000-799,999	0	0	0.0	0	0	0.0	750,000-799,999	0	0	0.0	0	2	-100.0
800,000-849,999	0	0	0.0	0	0	0.0	800,000-849,999	0	0	0.0	0	0	0.0
850,000-899,999	0	0	0.0	0	0	0.0	850,000-899,999	0	0	0.0	0	1	-100.0
900,000-949,999	0	0	0.0	0	0	0.0	900,000-949,999	0	0	0.0	0	0	0.0
950,000-999,999	0	0	0.0	0	0	0.0	950,000-999,999	0	0	0.0	0	0	0.0
1,000,000-1,099,999	0	0	0.0	0	0	0.0	1,000,000-1,099,999	0	0	0.0	0	0	0.0
1,100,000-1,199,999	0	0	0.0	0	0	0.0	1,100,000-1,199,999	0	0	0.0	0	0	0.0
1,200,000-1,299,999	0	0	0.0	0	0	0.0	1,200,000-1,299,999	1	0	N/A	1	0	N/A
1,300,000-1,399,999	0	0	0.0	0	0	0.0	1,300,000-1,399,999	0	0	0.0	0	0	0.0
1,400,000-1,499,999	0	0	0.0	0	0	0.0	1,400,000-1,499,999	0	0	0.0	0	1	-100.0
1,500,000-1,599,999	0	0	0.0	0	0	0.0	1,500,000-1,599,999	0	0	0.0	0	0	0.0
1,600,000-1,699,999	0	0	0.0	0	0	0.0	1,600,000-1,699,999	0	0	0.0	0	0	0.0
1,700,000-1,799,999	0	0	0.0	0	0	0.0	1,700,000-1,799,999	0	0	0.0	0	0	0.0
1,800,000-1,899,999	0	0	0.0	0	0	0.0	1,800,000-1,899,999	0	0	0.0	0	0	0.0
1,900,000-1,999,999	0	0	0.0	0	0	0.0	1,900,000-1,999,999	0	0	0.0	0	0	0.0
2,000,000-2,249,999	0	0	0.0	0	0	0.0	2,000,000-2,249,999	0	0	0.0	0	0	0.0
2,250,000-2,499,999	0	0	0.0	0	0	0.0	2,250,000-2,499,999	0	0	0.0	0	0	0.0
2,500,000-2,749,999	0	0	0.0	0	0	0.0	2,500,000-2,749,999	0	0	0.0	0	0	0.0
2,750,000-2,999,999	0	0	0.0	0	0	0.0	2,750,000-2,999,999	0	0	0.0	0	0	0.0
3,000,000-3,249,999	0	0	0.0	0	0	0.0	3,000,000-3,249,999	0	0	0.0	0	0	0.0
3,250,000-3,499,999	0	0	0.0	0	0	0.0	3,250,000-3,499,999	0	0	0.0	0	0	0.0
3,500,000-3,749,999	0	0	0.0	0	0	0.0	3,500,000-3,749,999	0	0	0.0	0	0	0.0
3,750,000-3,999,999	0	0	0.0	0	0	0.0	3,750,000-3,999,999	0	0	0.0	0	0	0.0
4,000,000-4,249,999	0	0	0.0	0	0	0.0	4,000,000-4,249,999	0	0	0.0	0	0	0.0
4,250,000-4,499,999	0	0	0.0	0	0	0.0	4,250,000-4,499,999	0	0	0.0	0	0	0.0
4,500,000-4,749,999	0	0	0.0	0	0	0.0	4,500,000-4,749,999	0	0	0.0	0	0	0.0
4,750,000-4,999,999	0	0	0.0	0	0	0.0	4,750,000-4,999,999	0	0	0.0	0	0	0.0
5,000,000+	0	0	0.0	0	0	0.0	5,000,000+	0	0	0.0	0	0	0.0
<b>Totals</b>	<b>28</b>	<b>28</b>	<b>0.0</b>	<b>114</b>	<b>116</b>	<b>-1.7</b>	<b>Totals</b>	<b>56</b>	<b>36</b>	<b>55.6</b>	<b>194</b>	<b>207</b>	<b>-6.3</b>

Active Listings	This Month			Year to Date			New Listings	This Month			Year to Date		
	2017	2016	% Chg	2017	2016	% Chg		2017	2016	% Chg	2017	2016	% Chg
	0-99,999	2	1	100.0	2	9		-77.8	0-99,999	0	0	0.0	1
100,000-149,999	3	15	-80.0	14	27	-48.1	100,000-149,999	2	10	-80.0	11	19	-42.1
150,000-199,999	14	22	-36.4	45	66	-31.8	150,000-199,999	5	9	-44.4	41	34	20.6
200,000-249,999	17	16	6.3	63	66	-4.5	200,000-249,999	13	13	0.0	55	41	34.1
250,000-299,999	20	18	11.1	69	46	50.0	250,000-299,999	16	11	45.5	62	35	77.1
300,000-349,999	19	14	35.7	37	31	19.4	300,000-349,999	10	3	233.3	27	22	22.7
350,000-399,999	14	9	55.6	26	32	-18.7	350,000-399,999	2	5	-60.0	16	15	6.7
400,000-449,999	14	8	75.0	29	17	70.6	400,000-449,999	6	2	200.0	19	12	58.3
450,000-499,999	6	5	20.0	16	9	77.8	450,000-499,999	4	2	100.0	11	7	57.1
500,000-549,999	5	6	-16.7	10	10	0.0	500,000-549,999	1	1	0.0	5	4	25.0
550,000-599,999	4	1	300.0	7	7	0.0	550,000-599,999	1	0	N/A	6	0	N/A
600,000-649,999	0	0	0.0	0	1	-100.0	600,000-649,999	0	0	0.0	0	0	0.0
650,000-699,999	5	3	66.7	6	6	0.0	650,000-699,999	0	1	-100.0	3	3	0.0
700,000-749,999	2	0	N/A	5	1	400.0	700,000-749,999	2	0	N/A	3	0	N/A
750,000-799,999	2	1	100.0	2	3	-33.3	750,000-799,999	1	1	0.0	2	1	100.0
800,000-849,999	1	1	0.0	1	2	-50.0	800,000-849,999	0	1	-100.0	1	2	-50.0
850,000-899,999	3	0	N/A	3	1	200.0	850,000-899,999	1	0	N/A	2	0	N/A
900,000-949,999	0	0	0.0	0	0	0.0	900,000-949,999	0	0	0.0	0	0	0.0
950,000-999,999	2	1	100.0	3	1	200.0	950,000-999,999	0	0	0.0	0	0	0.0
1,000,000-1,099,999	1	0	N/A	1	0	N/A	1,000,000-1,099,999	0	0	0.0	0	0	0.0
1,100,000-1,199,999	0	1	-100.0	1	2	-50.0	1,100,000-1,199,999	0	0	0.0	0	2	-100.0
1,200,000-1,299,999	0	1	-100.0	2	1	100.0	1,200,000-1,299,999	1	0	N/A	2	0	N/A
1,300,000-1,399,999	0	0	0.0	0	0	0.0	1,300,000-1,399,999	0	0	0.0	0	0	0.0
1,400,000-1,499,999	0	0	0.0	0	1	-100.0	1,400,000-1,499,999	0	0	0.0	0	0	0.0
1,500,000-1,599,999	1	0	N/A	1	0	N/A	1,500,000-1,599,999	1	0	N/A	1	0	N/A
1,600,000-1,699,999	0	0	0.0	0	0	0.0	1,600,000-1,699,999	0	0	0.0	0	0	0.0
1,700,000-1,799,999	0	1	-100.0	0	1	-100.0	1,700,000-1,799,999	0	0	0.0	0	0	0.0
1,800,000-1,899,999	0	0	0.0	0	0	0.0	1,800,000-1,899,999	0	0	0.0	0	0	0.0
1,900,000-1,999,999	1	0	N/A	1	0	N/A	1,900,000-1,999,999	0	0	0.0	0	0	0.0
2,000,000-2,249,999	0	0	0.0	0	0	0.0	2,000,000-2,249,999	0	0	0.0	0	0	0.0
2,250,000-2,499,999	0	0	0.0	0	0	0.0	2,250,000-2,499,999	0	0	0.0	0	0	0.0
2,500,000-2,749,999	0	0	0.0	1	0	N/A	2,500,000-2,749,999	0	0	0.0	0	0	0.0
2,750,000-2,999,999	0	0	0.0	0	0	0.0	2,750,000-2,999,999	0	0	0.0	0	0	0.0
3,000,000-3,249,999	0	0	0.0	0	0	0.0	3,000,000-3,249,999	0	0	0.0	0	0	0.0
3,250,000-3,499,999	0	0	0.0	0	0	0.0	3,250,000-3,499,999	0	0	0.0	0	0	0.0
3,500,000-3,749,999	0	0	0.0	0	0	0.0	3,500,000-3,749,999	0	0	0.0	0	0	0.0
3,750,000-3,999,999	0	0	0.0	0	0	0.0	3,750,000-3,999,999	0	0	0.0	0	0	0.0
4,000,000-4,249,999	0	0	0.0	0	0	0.0	4,000,000-4,249,999	0	0	0.0	0	0	0.0
4,250,000-4,499,999	1	1	0.0	1	2	-50.0	4,250,000-4,499,999	0	0	0.0	0	1	-100.0
4,500,000-4,749,999	0	0	0.0	0	0	0.0	4,500,000-4,749,999	0	0	0.0	0	0	0.0
4,750,000-4,999,999	0	0	0.0	0	0	0.0	4,750,000-4,999,999	0	0	0.0	0	0	0.0
5,000,000+	0	0	0.0	0	0	0.0	5,000,000+	0	0	0.0	0	0	0.0
Totals	137	125	9.6	346	342	1.2	Totals	66	59	11.9	268	199	34.7

All information is subject to change, is deemed reliable but is not guaranteed, and should be independently verified. The information being provided is for consumers' personal, non-commercial use and may not be used for any other purpose other than to identify prospective properties consumers may be interested in purchasing. © 2017 Montana Regional MLS, LLC and FBS. All Rights Reserved. Prepared by Rhiannon Coburn on Tuesday, June 06, 2017 4:09 PM.