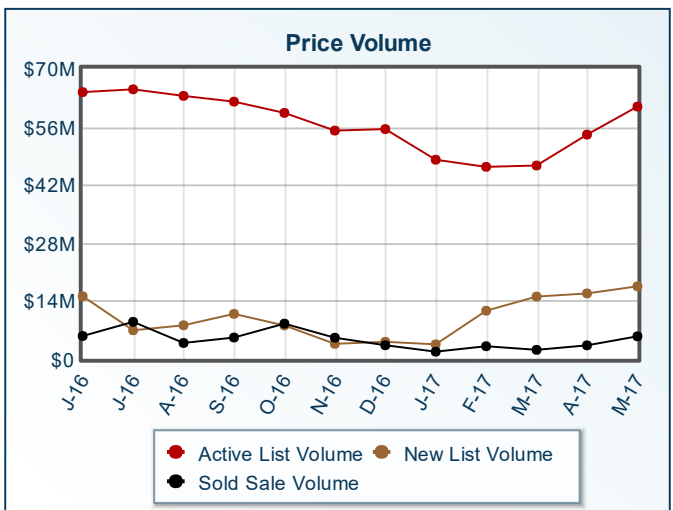
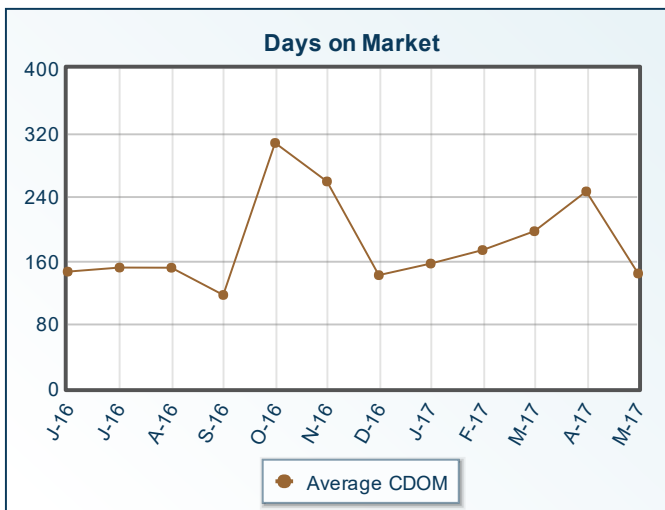
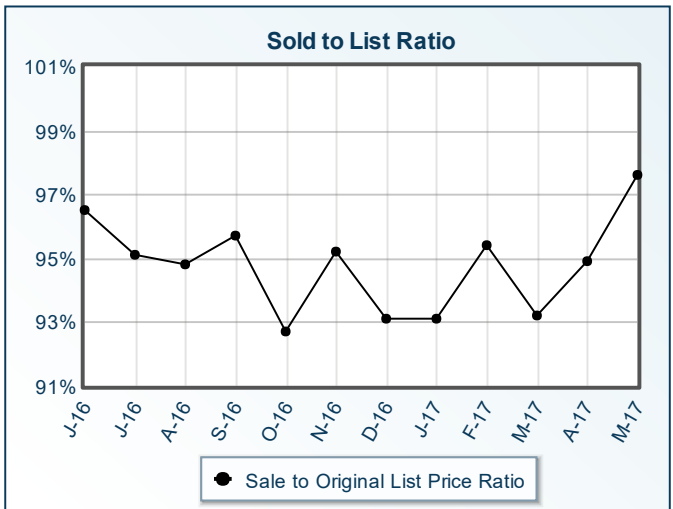
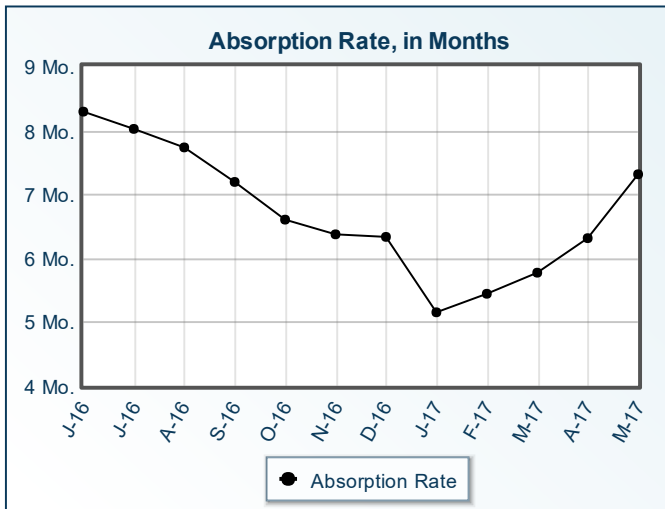
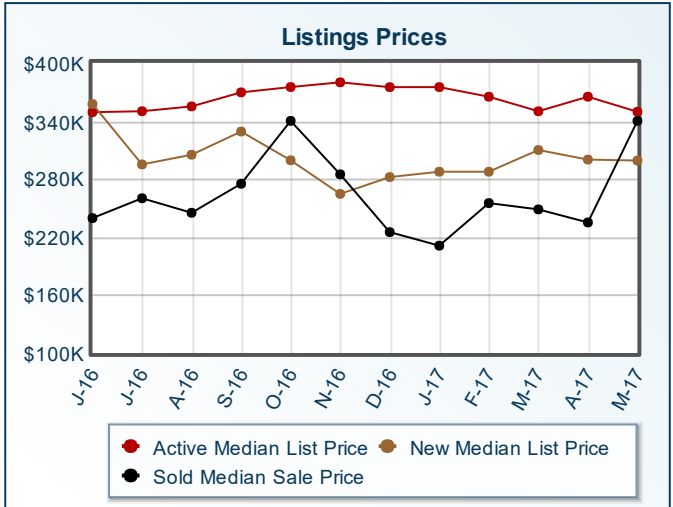
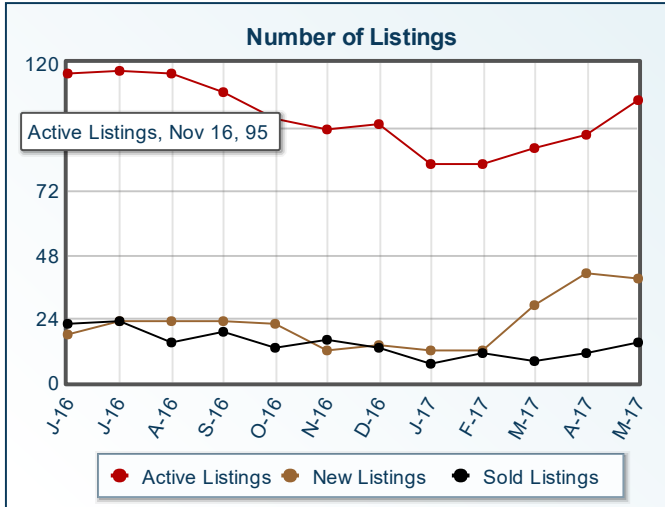


# Market Summary

Stevensville Residential, May 2017



<b>Summary Statistics</b>						
	<b>May-17</b>	<b>May-16</b>	<b>% Chg</b>	<b>2017 YTD</b>	<b>2016 YTD</b>	<b>% Chg</b>
Absorption Rate	7.31	8.32	-12.14	6	7.34	-18.26
Average List Price	\$574,061	\$444,689	29.09	\$514,469	\$445,880	15.38
Median List Price	\$349,450	\$336,950	3.71	\$310,000	\$292,450	6.00
Average Sale Price	\$361,367	\$318,452	13.48	\$299,218	\$265,920	12.52
Median Sale Price	\$340,000	\$274,000	24.09	\$266,000	\$243,500	9.24
Average CDOM	143	142	0.70	181	154	17.53
Median CDOM	78	74	5.41	112	128	-12.50

	<b>Sold Listings</b>						<b>Pending Listings</b>						
	<b>This Month</b>			<b>Year to Date</b>			<b>This Month</b>			<b>Year to Date</b>			
	<b>2017</b>	<b>2016</b>	<b>% Chg</b>	<b>2017</b>	<b>2016</b>	<b>% Chg</b>	<b>2017</b>	<b>2016</b>	<b>% Chg</b>	<b>2017</b>	<b>2016</b>	<b>% Chg</b>	
0-99,999	0	0	0.0	1	3	-66.7	0-99,999	1	0	N/A	1	4	-75.0
100,000-149,999	0	1	-100.0	1	6	-83.3	100,000-149,999	0	2	-100.0	1	13	-92.3
150,000-199,999	2	2	0.0	13	11	18.2	150,000-199,999	5	4	25.0	16	23	-30.4
200,000-249,999	1	2	-50.0	9	16	-43.7	200,000-249,999	5	5	0.0	11	33	-66.7
250,000-299,999	3	5	-40.0	7	15	-53.3	250,000-299,999	4	3	33.3	16	28	-42.9
300,000-349,999	2	3	-33.3	8	7	14.3	300,000-349,999	4	5	-20.0	14	19	-26.3
350,000-399,999	3	2	50.0	4	7	-42.9	350,000-399,999	3	2	50.0	9	12	-25.0
400,000-449,999	0	0	0.0	1	1	0.0	400,000-449,999	0	1	-100.0	1	2	-50.0
450,000-499,999	1	0	N/A	2	2	0.0	450,000-499,999	0	0	0.0	1	5	-80.0
500,000-549,999	1	0	N/A	2	1	100.0	500,000-549,999	0	1	-100.0	2	2	0.0
550,000-599,999	1	0	N/A	1	0	N/A	550,000-599,999	1	0	N/A	2	3	-33.3
600,000-649,999	0	0	0.0	1	0	N/A	600,000-649,999	0	0	0.0	1	3	-66.7
650,000-699,999	0	0	0.0	0	0	0.0	650,000-699,999	0	0	0.0	0	1	-100.0
700,000-749,999	1	0	N/A	2	0	N/A	700,000-749,999	0	0	0.0	1	0	N/A
750,000-799,999	0	0	0.0	0	0	0.0	750,000-799,999	0	0	0.0	1	1	0.0
800,000-849,999	0	0	0.0	0	0	0.0	800,000-849,999	0	0	0.0	1	0	N/A
850,000-899,999	0	0	0.0	0	0	0.0	850,000-899,999	0	0	0.0	0	0	0.0
900,000-949,999	0	0	0.0	0	0	0.0	900,000-949,999	0	0	0.0	0	0	0.0
950,000-999,999	0	0	0.0	0	0	0.0	950,000-999,999	0	0	0.0	0	0	0.0
1,000,000-1,099,999	0	1	-100.0	0	1	-100.0	1,000,000-1,099,999	0	0	0.0	0	0	0.0
1,100,000-1,199,999	0	0	0.0	0	0	0.0	1,100,000-1,199,999	0	0	0.0	0	1	-100.0
1,200,000-1,299,999	0	0	0.0	0	0	0.0	1,200,000-1,299,999	0	0	0.0	0	1	-100.0
1,300,000-1,399,999	0	0	0.0	0	0	0.0	1,300,000-1,399,999	0	0	0.0	0	0	0.0
1,400,000-1,499,999	0	0	0.0	0	0	0.0	1,400,000-1,499,999	0	0	0.0	0	0	0.0
1,500,000-1,599,999	0	0	0.0	0	0	0.0	1,500,000-1,599,999	0	0	0.0	0	0	0.0
1,600,000-1,699,999	0	0	0.0	0	0	0.0	1,600,000-1,699,999	0	0	0.0	0	0	0.0
1,700,000-1,799,999	0	0	0.0	0	0	0.0	1,700,000-1,799,999	0	0	0.0	0	1	-100.0
1,800,000-1,899,999	0	0	0.0	0	0	0.0	1,800,000-1,899,999	0	0	0.0	0	0	0.0
1,900,000-1,999,999	0	0	0.0	0	0	0.0	1,900,000-1,999,999	0	0	0.0	0	0	0.0
2,000,000-2,249,999	0	0	0.0	0	0	0.0	2,000,000-2,249,999	0	0	0.0	0	0	0.0
2,250,000-2,499,999	0	0	0.0	0	0	0.0	2,250,000-2,499,999	0	0	0.0	0	0	0.0
2,500,000-2,749,999	0	0	0.0	0	0	0.0	2,500,000-2,749,999	0	0	0.0	0	0	0.0
2,750,000-2,999,999	0	0	0.0	0	0	0.0	2,750,000-2,999,999	0	1	-100.0	0	1	-100.0
3,000,000-3,249,999	0	0	0.0	0	0	0.0	3,000,000-3,249,999	0	0	0.0	0	0	0.0
3,250,000-3,499,999	0	0	0.0	0	0	0.0	3,250,000-3,499,999	0	0	0.0	0	0	0.0
3,500,000-3,749,999	0	0	0.0	0	0	0.0	3,500,000-3,749,999	0	0	0.0	0	1	-100.0
3,750,000-3,999,999	0	0	0.0	0	0	0.0	3,750,000-3,999,999	0	0	0.0	0	1	-100.0
4,000,000-4,249,999	0	0	0.0	0	0	0.0	4,000,000-4,249,999	0	0	0.0	0	0	0.0
4,250,000-4,499,999	0	0	0.0	0	0	0.0	4,250,000-4,499,999	0	0	0.0	0	0	0.0
4,500,000-4,749,999	0	0	0.0	0	0	0.0	4,500,000-4,749,999	0	0	0.0	0	0	0.0
4,750,000-4,999,999	0	0	0.0	0	0	0.0	4,750,000-4,999,999	0	0	0.0	0	0	0.0
5,000,000+	0	0	0.0	0	0	0.0	5,000,000+	0	0	0.0	0	0	0.0
<b>Totals</b>	<b>15</b>	<b>16</b>	<b>-6.2</b>	<b>52</b>	<b>70</b>	<b>-25.7</b>	<b>Totals</b>	<b>23</b>	<b>24</b>	<b>-4.2</b>	<b>78</b>	<b>155</b>	<b>-49.7</b>

Active Listings	This Month			Year to Date			New Listings	This Month			Year to Date		
	2017	2016	% Chg	2017	2016	% Chg		2017	2016	% Chg	2017	2016	% Chg
	0-99,999	1	1	0.0	1	4		-75.0	0-99,999	1	1	0.0	1
100,000-149,999	2	4	-50.0	4	12	-66.7	100,000-149,999	0	1	-100.0	4	6	-33.3
150,000-199,999	8	13	-38.5	26	34	-23.5	150,000-199,999	6	3	100.0	19	19	0.0
200,000-249,999	10	21	-52.4	22	49	-55.1	200,000-249,999	5	7	-28.6	13	26	-50.0
250,000-299,999	19	18	5.6	44	49	-10.2	250,000-299,999	9	6	50.0	31	31	0.0
300,000-349,999	14	13	7.7	31	30	3.3	300,000-349,999	5	1	400.0	22	15	46.7
350,000-399,999	15	15	0.0	27	32	-15.6	350,000-399,999	4	9	-55.6	12	19	-36.8
400,000-449,999	5	5	0.0	9	5	80.0	400,000-449,999	2	0	N/A	4	0	N/A
450,000-499,999	5	2	150.0	8	7	14.3	450,000-499,999	1	2	-50.0	5	3	66.7
500,000-549,999	1	5	-80.0	5	7	-28.6	500,000-549,999	1	1	0.0	2	2	0.0
550,000-599,999	5	7	-28.6	8	11	-27.3	550,000-599,999	0	2	-100.0	3	6	-50.0
600,000-649,999	2	2	0.0	3	5	-40.0	600,000-649,999	0	0	0.0	1	1	0.0
650,000-699,999	2	2	0.0	2	4	-50.0	650,000-699,999	1	1	0.0	1	2	-50.0
700,000-749,999	0	0	0.0	1	0	N/A	700,000-749,999	0	0	0.0	0	0	0.0
750,000-799,999	0	1	-100.0	1	1	0.0	750,000-799,999	0	0	0.0	0	0	0.0
800,000-849,999	1	0	N/A	1	0	N/A	800,000-849,999	0	0	0.0	1	0	N/A
850,000-899,999	0	0	0.0	0	0	0.0	850,000-899,999	0	0	0.0	0	0	0.0
900,000-949,999	1	0	N/A	2	0	N/A	900,000-949,999	1	0	N/A	1	0	N/A
950,000-999,999	3	2	50.0	5	3	66.7	950,000-999,999	0	2	-100.0	1	2	-50.0
1,000,000-1,099,999	1	1	0.0	1	1	0.0	1,000,000-1,099,999	0	0	0.0	1	0	N/A
1,100,000-1,199,999	0	1	-100.0	1	2	-50.0	1,100,000-1,199,999	0	0	0.0	1	1	0.0
1,200,000-1,299,999	2	1	100.0	4	2	100.0	1,200,000-1,299,999	0	0	0.0	2	0	N/A
1,300,000-1,399,999	2	1	100.0	2	1	100.0	1,300,000-1,399,999	1	0	N/A	2	0	N/A
1,400,000-1,499,999	0	2	-100.0	0	2	-100.0	1,400,000-1,499,999	0	0	0.0	0	0	0.0
1,500,000-1,599,999	2	0	N/A	2	0	N/A	1,500,000-1,599,999	0	0	0.0	1	0	N/A
1,600,000-1,699,999	0	1	-100.0	0	1	-100.0	1,600,000-1,699,999	0	0	0.0	0	0	0.0
1,700,000-1,799,999	0	0	0.0	0	1	-100.0	1,700,000-1,799,999	0	0	0.0	0	0	0.0
1,800,000-1,899,999	0	0	0.0	0	0	0.0	1,800,000-1,899,999	0	0	0.0	0	0	0.0
1,900,000-1,999,999	1	0	N/A	1	2	-50.0	1,900,000-1,999,999	0	1	-100.0	1	1	0.0
2,000,000-2,249,999	0	0	0.0	0	0	0.0	2,000,000-2,249,999	0	0	0.0	0	0	0.0
2,250,000-2,499,999	2	1	100.0	4	1	300.0	2,250,000-2,499,999	2	0	N/A	3	0	N/A
2,500,000-2,749,999	0	0	0.0	0	0	0.0	2,500,000-2,749,999	0	0	0.0	0	0	0.0
2,750,000-2,999,999	1	0	N/A	1	2	-50.0	2,750,000-2,999,999	0	1	-100.0	0	2	-100.0
3,000,000-3,249,999	0	1	-100.0	0	1	-100.0	3,000,000-3,249,999	0	0	0.0	0	0	0.0
3,250,000-3,499,999	0	0	0.0	0	0	0.0	3,250,000-3,499,999	0	0	0.0	0	0	0.0
3,500,000-3,749,999	0	0	0.0	0	1	-100.0	3,500,000-3,749,999	0	0	0.0	0	0	0.0
3,750,000-3,999,999	0	0	0.0	0	1	-100.0	3,750,000-3,999,999	0	0	0.0	0	0	0.0
4,000,000-4,249,999	0	0	0.0	0	1	-100.0	4,000,000-4,249,999	0	0	0.0	0	0	0.0
4,250,000-4,499,999	0	0	0.0	0	0	0.0	4,250,000-4,499,999	0	0	0.0	0	0	0.0
4,500,000-4,749,999	0	0	0.0	0	0	0.0	4,500,000-4,749,999	0	0	0.0	0	0	0.0
4,750,000-4,999,999	0	0	0.0	0	0	0.0	4,750,000-4,999,999	0	0	0.0	0	0	0.0
5,000,000+	1	0	N/A	2	0	N/A	5,000,000+	0	0	0.0	1	0	N/A
Totals	106	120	-11.7	218	272	-19.9	Totals	39	38	2.6	133	138	-3.6

All information is subject to change, is deemed reliable but is not guaranteed, and should be independently verified. The information being provided is for consumers' personal, non-commercial use and may not be used for any other purpose other than to identify prospective properties consumers may be interested in purchasing. © 2017 Montana Regional MLS, LLC and FBS. All Rights Reserved. Prepared by Rhiannon Coburn on Tuesday, June 06, 2017 4:13 PM.