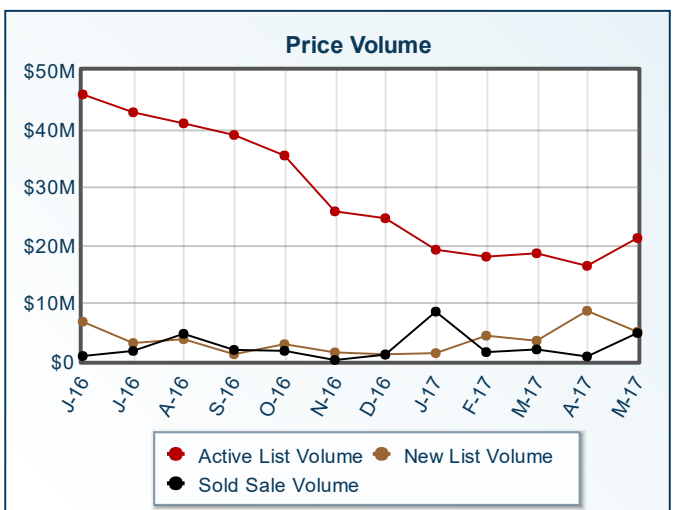
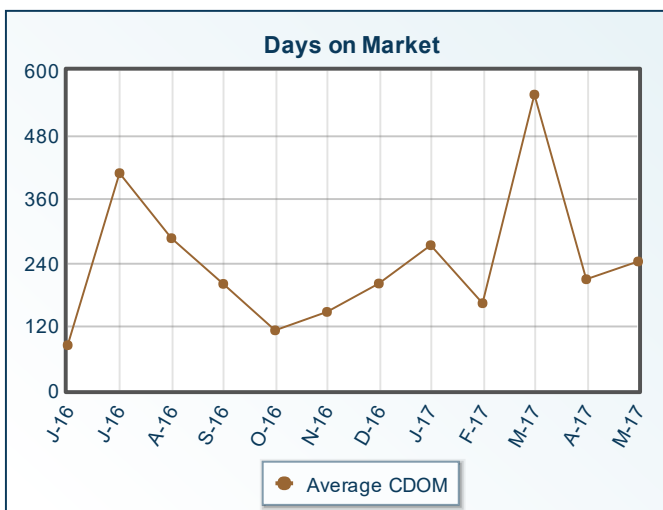
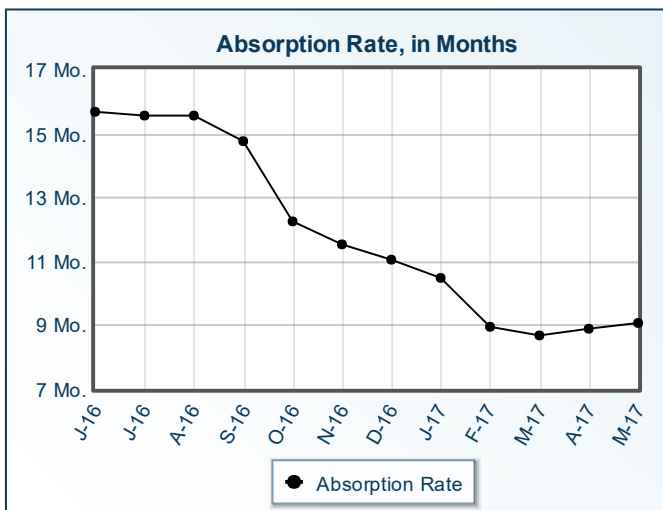
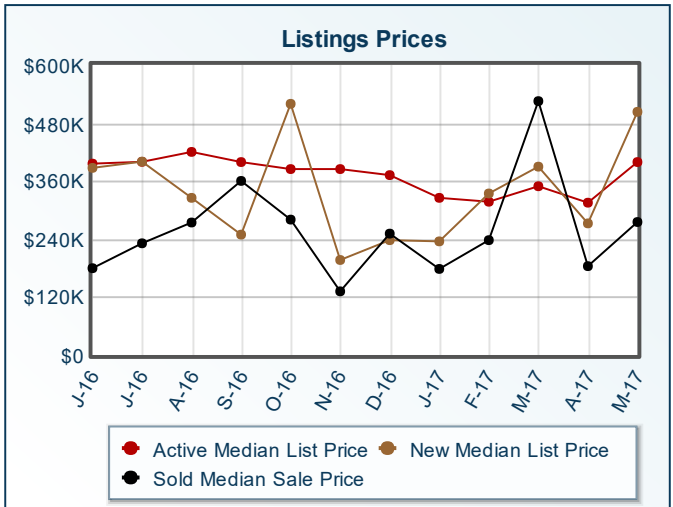
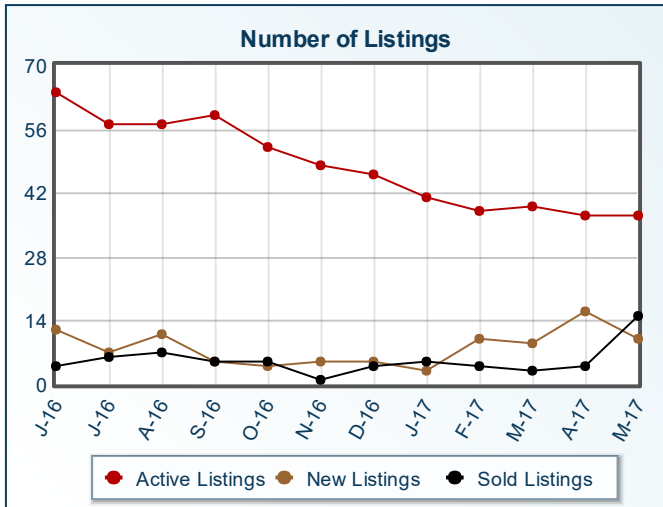


Market Summary

Victor Residential, May 2017



Summary Statistics						
	May-17	May-16	% Chg	2017 YTD	2016 YTD	% Chg
Absorption Rate	9.06	13.75	-34.11	9.2	12.85	-28.40
Average List Price	\$571,767	\$874,056	-34.58	\$498,890	\$702,398	-28.97
Median List Price	\$399,000	\$384,500	3.77	\$349,500	\$379,000	-7.78
Average Sale Price	\$319,153	\$645,000	-50.52	\$562,543	\$387,173	45.29
Median Sale Price	\$275,000	\$645,000	-57.36	\$248,000	\$299,000	-17.06
Average CDOM	241	91	164.84	262	215	21.86
Median CDOM	161	91	76.92	170	189	-10.05

	Sold Listings						Pending Listings						
	This Month			Year to Date			This Month			Year to Date			
	2017	2016	% Chg	2017	2016	% Chg	2017	2016	% Chg	2017	2016	% Chg	
0-99,999	1	0	N/A	3	1	200.0	0-99,999	3	0	N/A	4	1	300.0
100,000-149,999	4	0	N/A	7	3	133.3	100,000-149,999	1	0	N/A	6	6	0.0
150,000-199,999	0	0	0.0	1	2	-50.0	150,000-199,999	1	2	-50.0	2	5	-60.0
200,000-249,999	2	0	N/A	5	0	N/A	200,000-249,999	1	0	N/A	4	6	-33.3
250,000-299,999	2	0	N/A	4	2	100.0	250,000-299,999	5	0	N/A	9	3	200.0
300,000-349,999	1	0	N/A	1	2	-50.0	300,000-349,999	2	1	100.0	5	5	0.0
350,000-399,999	2	0	N/A	3	0	N/A	350,000-399,999	1	0	N/A	3	1	200.0
400,000-449,999	0	0	0.0	0	1	-100.0	400,000-449,999	0	0	0.0	0	1	-100.0
450,000-499,999	0	0	0.0	0	1	-100.0	450,000-499,999	0	0	0.0	0	2	-100.0
500,000-549,999	0	0	0.0	1	0	N/A	500,000-549,999	0	0	0.0	1	1	0.0
550,000-599,999	1	0	N/A	1	0	N/A	550,000-599,999	0	0	0.0	1	0	N/A
600,000-649,999	0	1	-100.0	0	1	-100.0	600,000-649,999	0	0	0.0	1	2	-50.0
650,000-699,999	0	0	0.0	0	0	0.0	650,000-699,999	0	1	-100.0	0	1	-100.0
700,000-749,999	0	0	0.0	0	1	-100.0	700,000-749,999	0	0	0.0	0	2	-100.0
750,000-799,999	2	0	N/A	2	0	N/A	750,000-799,999	0	0	0.0	1	0	N/A
800,000-849,999	0	0	0.0	0	0	0.0	800,000-849,999	0	0	0.0	1	0	N/A
850,000-899,999	0	0	0.0	0	0	0.0	850,000-899,999	1	0	N/A	1	2	-50.0
900,000-949,999	0	0	0.0	0	0	0.0	900,000-949,999	0	0	0.0	0	0	0.0
950,000-999,999	0	0	0.0	1	0	N/A	950,000-999,999	0	0	0.0	1	1	0.0
1,000,000-1,099,999	0	0	0.0	0	0	0.0	1,000,000-1,099,999	0	0	0.0	0	0	0.0
1,100,000-1,199,999	0	0	0.0	1	0	N/A	1,100,000-1,199,999	0	0	0.0	0	0	0.0
1,200,000-1,299,999	0	0	0.0	0	0	0.0	1,200,000-1,299,999	0	0	0.0	0	0	0.0
1,300,000-1,399,999	0	0	0.0	0	0	0.0	1,300,000-1,399,999	0	0	0.0	0	0	0.0
1,400,000-1,499,999	0	0	0.0	0	0	0.0	1,400,000-1,499,999	0	0	0.0	0	1	-100.0
1,500,000-1,599,999	0	0	0.0	0	1	-100.0	1,500,000-1,599,999	0	0	0.0	0	0	0.0
1,600,000-1,699,999	0	0	0.0	0	0	0.0	1,600,000-1,699,999	0	0	0.0	0	0	0.0
1,700,000-1,799,999	0	0	0.0	0	0	0.0	1,700,000-1,799,999	0	0	0.0	0	0	0.0
1,800,000-1,899,999	0	0	0.0	0	0	0.0	1,800,000-1,899,999	0	0	0.0	0	0	0.0
1,900,000-1,999,999	0	0	0.0	0	0	0.0	1,900,000-1,999,999	0	0	0.0	0	0	0.0
2,000,000-2,249,999	0	0	0.0	0	0	0.0	2,000,000-2,249,999	0	0	0.0	0	0	0.0
2,250,000-2,499,999	0	0	0.0	0	0	0.0	2,250,000-2,499,999	0	0	0.0	0	0	0.0
2,500,000-2,749,999	0	0	0.0	0	0	0.0	2,500,000-2,749,999	0	0	0.0	0	0	0.0
2,750,000-2,999,999	0	0	0.0	0	0	0.0	2,750,000-2,999,999	0	0	0.0	0	0	0.0
3,000,000-3,249,999	0	0	0.0	0	0	0.0	3,000,000-3,249,999	0	0	0.0	0	0	0.0
3,250,000-3,499,999	0	0	0.0	0	0	0.0	3,250,000-3,499,999	0	0	0.0	0	0	0.0
3,500,000-3,749,999	0	0	0.0	0	0	0.0	3,500,000-3,749,999	0	0	0.0	0	0	0.0
3,750,000-3,999,999	0	0	0.0	0	0	0.0	3,750,000-3,999,999	0	0	0.0	0	0	0.0
4,000,000-4,249,999	0	0	0.0	0	0	0.0	4,000,000-4,249,999	0	0	0.0	0	0	0.0
4,250,000-4,499,999	0	0	0.0	0	0	0.0	4,250,000-4,499,999	0	0	0.0	0	0	0.0
4,500,000-4,749,999	0	0	0.0	0	0	0.0	4,500,000-4,749,999	0	0	0.0	0	0	0.0
4,750,000-4,999,999	0	0	0.0	0	0	0.0	4,750,000-4,999,999	0	0	0.0	0	0	0.0
5,000,000+	0	0	0.0	1	0	N/A	5,000,000+	0	0	0.0	0	0	0.0
Totals	15	1	1400.0	31	15	106.7	Totals	15	4	275.0	40	40	0.0

Active Listings	This Month			Year to Date			New Listings	This Month			Year to Date		
	2017	2016	% Chg	2017	2016	% Chg		2017	2016	% Chg	2017	2016	% Chg
	0-99,999	1	2	-50.0	5	3		66.7	0-99,999	0	0	0.0	1
100,000-149,999	0	3	-100.0	6	10	-40.0	100,000-149,999	0	0	0.0	3	3	0.0
150,000-199,999	2	5	-60.0	3	9	-66.7	150,000-199,999	0	1	-100.0	2	5	-60.0
200,000-249,999	4	1	300.0	9	7	28.6	200,000-249,999	0	0	0.0	6	2	200.0
250,000-299,999	5	5	0.0	15	8	87.5	250,000-299,999	2	0	N/A	8	6	33.3
300,000-349,999	5	7	-28.6	8	11	-27.3	300,000-349,999	1	2	-50.0	4	5	-20.0
350,000-399,999	4	12	-66.7	9	13	-30.8	350,000-399,999	1	1	0.0	5	9	-44.4
400,000-449,999	1	1	0.0	2	2	0.0	400,000-449,999	1	0	N/A	2	0	N/A
450,000-499,999	2	3	-33.3	2	5	-60.0	450,000-499,999	0	0	0.0	1	1	0.0
500,000-549,999	0	0	0.0	2	1	100.0	500,000-549,999	0	0	0.0	1	0	N/A
550,000-599,999	0	4	-100.0	4	4	0.0	550,000-599,999	1	0	N/A	2	2	0.0
600,000-649,999	3	1	200.0	5	6	-16.7	600,000-649,999	1	2	-50.0	3	3	0.0
650,000-699,999	1	3	-66.7	3	5	-40.0	650,000-699,999	2	1	100.0	2	1	100.0
700,000-749,999	2	0	N/A	3	2	50.0	700,000-749,999	0	0	0.0	1	0	N/A
750,000-799,999	0	1	-100.0	3	1	200.0	750,000-799,999	1	0	N/A	2	1	100.0
800,000-849,999	1	2	-50.0	2	2	0.0	800,000-849,999	0	0	0.0	1	1	0.0
850,000-899,999	1	1	0.0	2	3	-33.3	850,000-899,999	0	0	0.0	1	1	0.0
900,000-949,999	0	1	-100.0	0	1	-100.0	900,000-949,999	0	0	0.0	0	1	-100.0
950,000-999,999	2	3	-33.3	3	5	-40.0	950,000-999,999	0	0	0.0	2	1	100.0
1,000,000-1,099,999	0	0	0.0	0	0	0.0	1,000,000-1,099,999	0	0	0.0	0	0	0.0
1,100,000-1,199,999	0	0	0.0	1	0	N/A	1,100,000-1,199,999	0	0	0.0	0	0	0.0
1,200,000-1,299,999	0	2	-100.0	0	3	-100.0	1,200,000-1,299,999	0	0	0.0	0	0	0.0
1,300,000-1,399,999	0	1	-100.0	0	1	-100.0	1,300,000-1,399,999	0	0	0.0	0	0	0.0
1,400,000-1,499,999	0	0	0.0	0	2	-100.0	1,400,000-1,499,999	0	0	0.0	0	0	0.0
1,500,000-1,599,999	1	0	N/A	1	0	N/A	1,500,000-1,599,999	0	0	0.0	0	0	0.0
1,600,000-1,699,999	1	0	N/A	1	0	N/A	1,600,000-1,699,999	0	0	0.0	0	0	0.0
1,700,000-1,799,999	0	0	0.0	0	0	0.0	1,700,000-1,799,999	0	0	0.0	0	0	0.0
1,800,000-1,899,999	0	0	0.0	0	0	0.0	1,800,000-1,899,999	0	0	0.0	0	0	0.0
1,900,000-1,999,999	0	0	0.0	0	0	0.0	1,900,000-1,999,999	0	0	0.0	0	0	0.0
2,000,000-2,249,999	0	0	0.0	0	0	0.0	2,000,000-2,249,999	0	0	0.0	0	0	0.0
2,250,000-2,499,999	0	0	0.0	0	0	0.0	2,250,000-2,499,999	0	0	0.0	0	0	0.0
2,500,000-2,749,999	0	0	0.0	0	0	0.0	2,500,000-2,749,999	0	0	0.0	0	0	0.0
2,750,000-2,999,999	1	2	-50.0	2	2	0.0	2,750,000-2,999,999	0	1	-100.0	1	1	0.0
3,000,000-3,249,999	0	0	0.0	0	0	0.0	3,000,000-3,249,999	0	0	0.0	0	0	0.0
3,250,000-3,499,999	0	0	0.0	0	0	0.0	3,250,000-3,499,999	0	0	0.0	0	0	0.0
3,500,000-3,749,999	0	0	0.0	0	0	0.0	3,500,000-3,749,999	0	0	0.0	0	0	0.0
3,750,000-3,999,999	0	0	0.0	0	0	0.0	3,750,000-3,999,999	0	0	0.0	0	0	0.0
4,000,000-4,249,999	0	0	0.0	0	0	0.0	4,000,000-4,249,999	0	0	0.0	0	0	0.0
4,250,000-4,499,999	0	0	0.0	0	0	0.0	4,250,000-4,499,999	0	0	0.0	0	0	0.0
4,500,000-4,749,999	0	0	0.0	0	0	0.0	4,500,000-4,749,999	0	0	0.0	0	0	0.0
4,750,000-4,999,999	0	1	-100.0	0	1	-100.0	4,750,000-4,999,999	0	0	0.0	0	0	0.0
5,000,000+	0	2	-100.0	0	2	-100.0	5,000,000+	0	0	0.0	0	0	0.0
Totals	37	63	-41.3	91	109	-16.5	Totals	10	8	25.0	48	45	6.7

All information is subject to change, is deemed reliable but is not guaranteed, and should be independently verified. The information being provided is for consumers' personal, non-commercial use and may not be used for any other purpose other than to identify prospective properties consumers may be interested in purchasing. © 2017 Montana Regional MLS, LLC and FBS. All Rights Reserved. Prepared by Rhiannon Coburn on Tuesday, June 06, 2017 4:14 PM.