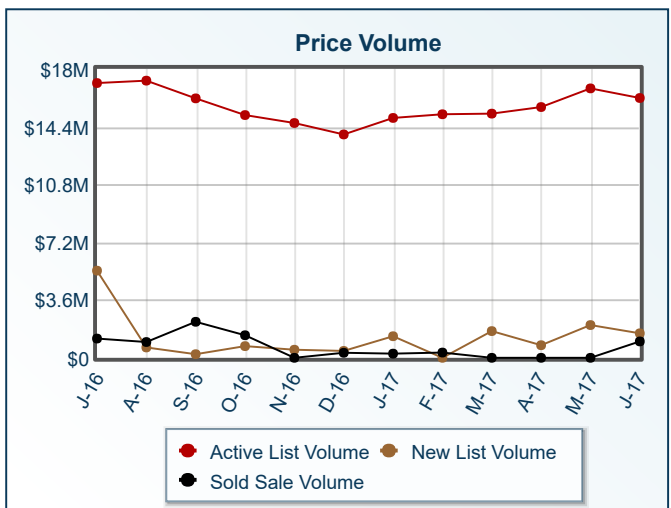
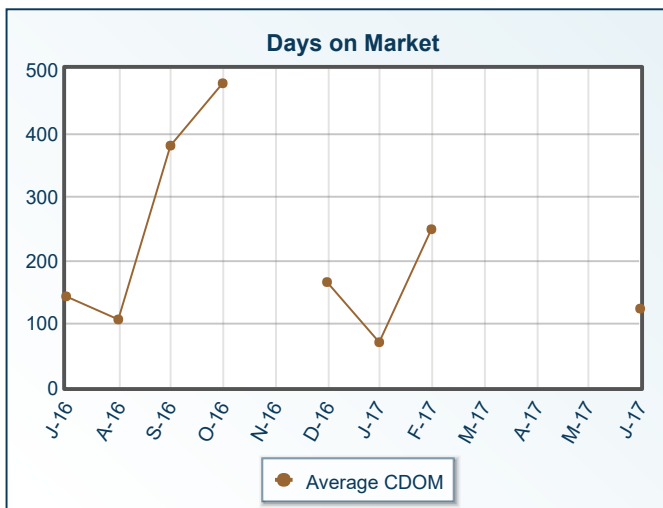
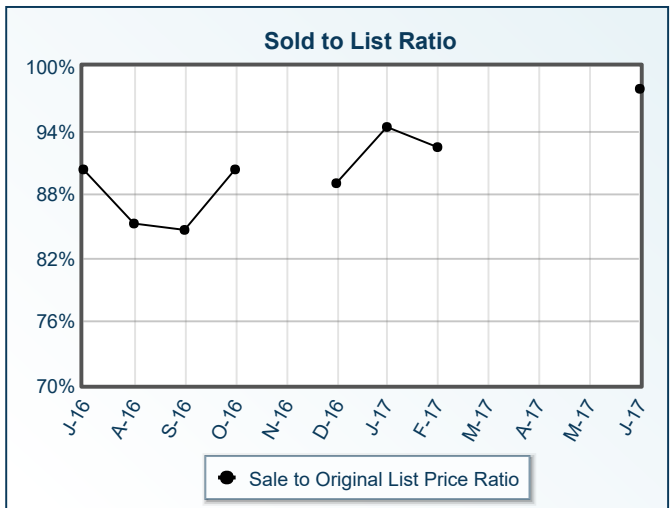
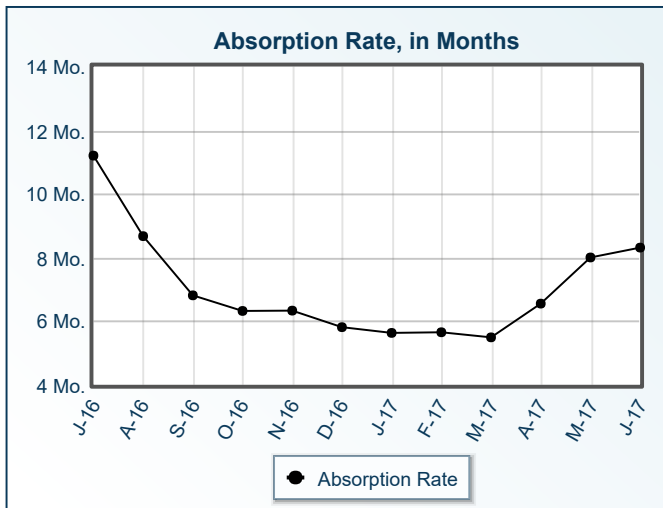
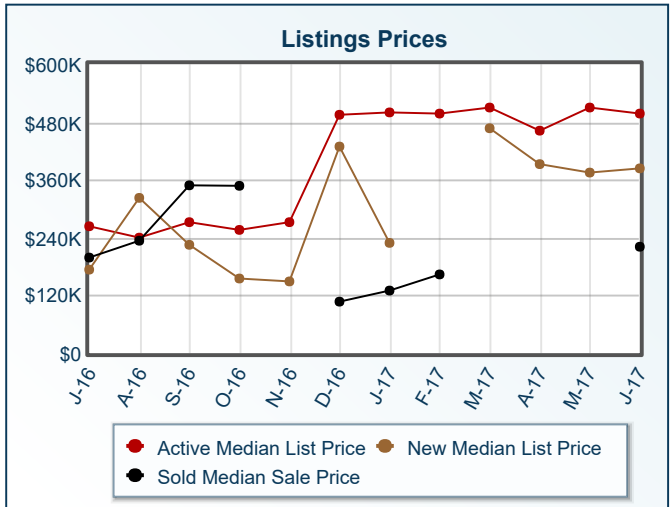
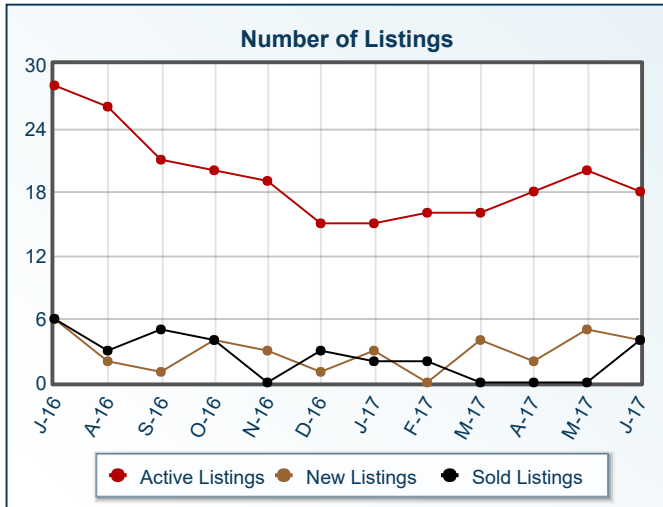


Market Summary

Alberton Residential, June 2017



Summary Statistics						
	Jun-17	Jun-16	% Chg	2017 YTD	2016 YTD	% Chg
Absorption Rate	8.31	11.61	-28.42	6.61	10.96	-39.69
Average List Price	\$899,100	\$617,757	45.54	\$667,219	\$517,158	29.02
Median List Price	\$497,500	\$306,800	62.16	\$414,450	\$239,900	72.76
Average Sale Price	\$255,125	\$182,000	40.18	\$200,938	\$233,582	-13.98
Median Sale Price	\$221,000	\$182,000	21.43	\$183,500	\$161,500	13.62
Average CDOM	123	145	-15.17	141	135	4.44
Median CDOM	110	145	-24.14	113	120	-5.83

Sold Listings	This Month			Year to Date			Pending Listings	This Month			Year to Date		
	2017	2016	% Chg	2017	2016	% Chg		2017	2016	% Chg	2017	2016	% Chg
	0-99,999	0	0	0.0	0	3		-100.0	0-99,999	0	0	0.0	0
100,000-149,999	1	0	N/A	3	2	50.0	100,000-149,999	0	0	0.0	1	3	-66.7
150,000-199,999	0	1	-100.0	1	3	-66.7	150,000-199,999	0	2	-100.0	0	10	-100.0
200,000-249,999	2	0	N/A	3	0	N/A	200,000-249,999	1	1	0.0	3	6	-50.0
250,000-299,999	0	0	0.0	0	0	0.0	250,000-299,999	0	0	0.0	0	3	-100.0
300,000-349,999	0	0	0.0	0	0	0.0	300,000-349,999	0	0	0.0	0	1	-100.0
350,000-399,999	0	0	0.0	0	0	0.0	350,000-399,999	1	0	N/A	1	1	0.0
400,000-449,999	0	0	0.0	0	1	-100.0	400,000-449,999	0	0	0.0	0	0	0.0
450,000-499,999	1	0	N/A	1	1	0.0	450,000-499,999	0	0	0.0	1	2	-50.0
500,000-549,999	0	0	0.0	0	0	0.0	500,000-549,999	0	0	0.0	0	0	0.0
550,000-599,999	0	0	0.0	0	0	0.0	550,000-599,999	1	0	N/A	1	1	0.0
600,000-649,999	0	0	0.0	0	0	0.0	600,000-649,999	0	0	0.0	0	0	0.0
650,000-699,999	0	0	0.0	0	1	-100.0	650,000-699,999	0	0	0.0	0	1	-100.0
700,000-749,999	0	0	0.0	0	0	0.0	700,000-749,999	0	0	0.0	0	0	0.0
750,000-799,999	0	0	0.0	0	0	0.0	750,000-799,999	0	0	0.0	0	0	0.0
800,000-849,999	0	0	0.0	0	0	0.0	800,000-849,999	0	0	0.0	0	0	0.0
850,000-899,999	0	0	0.0	0	0	0.0	850,000-899,999	0	0	0.0	0	0	0.0
900,000-949,999	0	0	0.0	0	0	0.0	900,000-949,999	0	0	0.0	0	0	0.0
950,000-999,999	0	0	0.0	0	0	0.0	950,000-999,999	0	0	0.0	0	0	0.0
1,000,000-1,099,999	0	0	0.0	0	0	0.0	1,000,000-1,099,999	0	0	0.0	0	0	0.0
1,100,000-1,199,999	0	0	0.0	0	0	0.0	1,100,000-1,199,999	0	0	0.0	0	0	0.0
1,200,000-1,299,999	0	0	0.0	0	0	0.0	1,200,000-1,299,999	0	0	0.0	0	1	-100.0
1,300,000-1,399,999	0	0	0.0	0	0	0.0	1,300,000-1,399,999	0	0	0.0	0	0	0.0
1,400,000-1,499,999	0	0	0.0	0	0	0.0	1,400,000-1,499,999	0	0	0.0	0	0	0.0
1,500,000-1,599,999	0	0	0.0	0	0	0.0	1,500,000-1,599,999	0	0	0.0	0	0	0.0
1,600,000-1,699,999	0	0	0.0	0	0	0.0	1,600,000-1,699,999	0	0	0.0	0	0	0.0
1,700,000-1,799,999	0	0	0.0	0	0	0.0	1,700,000-1,799,999	0	0	0.0	0	0	0.0
1,800,000-1,899,999	0	0	0.0	0	0	0.0	1,800,000-1,899,999	0	0	0.0	0	0	0.0
1,900,000-1,999,999	0	0	0.0	0	0	0.0	1,900,000-1,999,999	0	0	0.0	0	0	0.0
2,000,000-2,249,999	0	0	0.0	0	0	0.0	2,000,000-2,249,999	0	0	0.0	0	0	0.0
2,250,000-2,499,999	0	0	0.0	0	0	0.0	2,250,000-2,499,999	0	0	0.0	0	0	0.0
2,500,000-2,749,999	0	0	0.0	0	0	0.0	2,500,000-2,749,999	0	0	0.0	0	0	0.0
2,750,000-2,999,999	0	0	0.0	0	0	0.0	2,750,000-2,999,999	0	0	0.0	0	0	0.0
3,000,000-3,249,999	0	0	0.0	0	0	0.0	3,000,000-3,249,999	0	0	0.0	0	0	0.0
3,250,000-3,499,999	0	0	0.0	0	0	0.0	3,250,000-3,499,999	0	0	0.0	0	0	0.0
3,500,000-3,749,999	0	0	0.0	0	0	0.0	3,500,000-3,749,999	0	0	0.0	0	0	0.0
3,750,000-3,999,999	0	0	0.0	0	0	0.0	3,750,000-3,999,999	0	0	0.0	0	0	0.0
4,000,000-4,249,999	0	0	0.0	0	0	0.0	4,000,000-4,249,999	0	0	0.0	0	0	0.0
4,250,000-4,499,999	0	0	0.0	0	0	0.0	4,250,000-4,499,999	0	0	0.0	0	0	0.0
4,500,000-4,749,999	0	0	0.0	0	0	0.0	4,500,000-4,749,999	0	0	0.0	0	0	0.0
4,750,000-4,999,999	0	0	0.0	0	0	0.0	4,750,000-4,999,999	0	0	0.0	0	0	0.0
5,000,000+	0	0	0.0	0	0	0.0	5,000,000+	0	0	0.0	0	0	0.0
Totals	4	1	300.0	8	11	-27.3	Totals	3	3	0.0	7	32	-78.1

Active Listings	This Month			Year to Date			New Listings	This Month			Year to Date		
	2017	2016	% Chg	2017	2016	% Chg		2017	2016	% Chg	2017	2016	% Chg
	0-99,999	0	4	-100.0	1	8		-87.5	0-99,999	0	1	-100.0	0
100,000-149,999	0	3	-100.0	1	7	-85.7	100,000-149,999	0	1	-100.0	1	5	-80.0
150,000-199,999	1	1	0.0	2	11	-81.8	150,000-199,999	0	1	-100.0	2	8	-75.0
200,000-249,999	1	5	-80.0	4	10	-60.0	200,000-249,999	0	2	-100.0	2	6	-66.7
250,000-299,999	1	2	-50.0	2	6	-66.7	250,000-299,999	1	2	-50.0	1	2	-50.0
300,000-349,999	2	1	100.0	2	2	0.0	300,000-349,999	0	0	0.0	1	2	-50.0
350,000-399,999	3	2	50.0	4	3	33.3	350,000-399,999	2	0	N/A	4	1	300.0
400,000-449,999	0	0	0.0	1	0	N/A	400,000-449,999	0	0	0.0	0	0	0.0
450,000-499,999	1	3	-66.7	3	5	-40.0	450,000-499,999	0	0	0.0	1	2	-50.0
500,000-549,999	3	2	50.0	3	2	50.0	500,000-549,999	1	0	N/A	2	2	0.0
550,000-599,999	2	3	-33.3	4	4	0.0	550,000-599,999	0	2	-100.0	2	3	-33.3
600,000-649,999	0	0	0.0	0	0	0.0	600,000-649,999	0	0	0.0	0	0	0.0
650,000-699,999	0	0	0.0	0	1	-100.0	650,000-699,999	0	0	0.0	0	0	0.0
700,000-749,999	0	0	0.0	0	1	-100.0	700,000-749,999	0	0	0.0	0	0	0.0
750,000-799,999	1	0	N/A	1	0	N/A	750,000-799,999	0	0	0.0	1	0	N/A
800,000-849,999	0	0	0.0	0	0	0.0	800,000-849,999	0	0	0.0	0	0	0.0
850,000-899,999	0	0	0.0	0	0	0.0	850,000-899,999	0	0	0.0	0	0	0.0
900,000-949,999	0	1	-100.0	1	1	0.0	900,000-949,999	0	0	0.0	1	1	0.0
950,000-999,999	0	1	-100.0	0	1	-100.0	950,000-999,999	0	0	0.0	0	0	0.0
1,000,000-1,099,999	0	0	0.0	0	0	0.0	1,000,000-1,099,999	0	0	0.0	0	0	0.0
1,100,000-1,199,999	0	0	0.0	0	0	0.0	1,100,000-1,199,999	0	0	0.0	0	0	0.0
1,200,000-1,299,999	0	0	0.0	0	1	-100.0	1,200,000-1,299,999	0	0	0.0	0	0	0.0
1,300,000-1,399,999	0	0	0.0	0	0	0.0	1,300,000-1,399,999	0	0	0.0	0	0	0.0
1,400,000-1,499,999	1	0	N/A	1	0	N/A	1,400,000-1,499,999	0	0	0.0	0	0	0.0
1,500,000-1,599,999	0	0	0.0	0	0	0.0	1,500,000-1,599,999	0	0	0.0	0	0	0.0
1,600,000-1,699,999	0	0	0.0	0	0	0.0	1,600,000-1,699,999	0	0	0.0	0	0	0.0
1,700,000-1,799,999	0	0	0.0	0	0	0.0	1,700,000-1,799,999	0	0	0.0	0	0	0.0
1,800,000-1,899,999	0	0	0.0	0	0	0.0	1,800,000-1,899,999	0	0	0.0	0	0	0.0
1,900,000-1,999,999	0	0	0.0	0	0	0.0	1,900,000-1,999,999	0	0	0.0	0	0	0.0
2,000,000-2,249,999	0	0	0.0	0	0	0.0	2,000,000-2,249,999	0	0	0.0	0	0	0.0
2,250,000-2,499,999	0	0	0.0	0	0	0.0	2,250,000-2,499,999	0	0	0.0	0	0	0.0
2,500,000-2,749,999	0	0	0.0	0	0	0.0	2,500,000-2,749,999	0	0	0.0	0	0	0.0
2,750,000-2,999,999	0	0	0.0	0	0	0.0	2,750,000-2,999,999	0	0	0.0	0	0	0.0
3,000,000-3,249,999	0	0	0.0	0	0	0.0	3,000,000-3,249,999	0	0	0.0	0	0	0.0
3,250,000-3,499,999	0	0	0.0	0	0	0.0	3,250,000-3,499,999	0	0	0.0	0	0	0.0
3,500,000-3,749,999	1	0	N/A	1	0	N/A	3,500,000-3,749,999	0	0	0.0	0	0	0.0
3,750,000-3,999,999	0	1	-100.0	0	1	-100.0	3,750,000-3,999,999	0	0	0.0	0	0	0.0
4,000,000-4,249,999	0	0	0.0	0	0	0.0	4,000,000-4,249,999	0	0	0.0	0	0	0.0
4,250,000-4,499,999	0	0	0.0	0	0	0.0	4,250,000-4,499,999	0	0	0.0	0	0	0.0
4,500,000-4,749,999	0	0	0.0	0	0	0.0	4,500,000-4,749,999	0	0	0.0	0	0	0.0
4,750,000-4,999,999	1	1	0.0	1	1	0.0	4,750,000-4,999,999	0	0	0.0	0	1	-100.0
5,000,000+	0	0	0.0	0	1	-100.0	5,000,000+	0	0	0.0	0	0	0.0
Totals	18	30	-40.0	32	66	-51.5	Totals	4	9	-55.6	18	37	-51.4

All information is subject to change, is deemed reliable but is not guaranteed, and should be independently verified. The information being provided is for consumers' personal, non-commercial use and may not be used for any other purpose other than to identify prospective properties consumers may be interested in purchasing. © 2017 Montana Regional MLS, LLC and FBS. All Rights Reserved. Prepared by Rhiannon Coburn on Monday, July 10, 2017 11:54 AM.