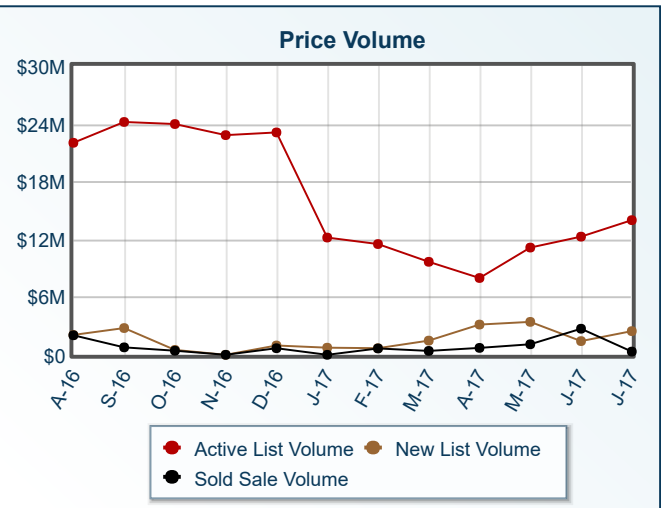
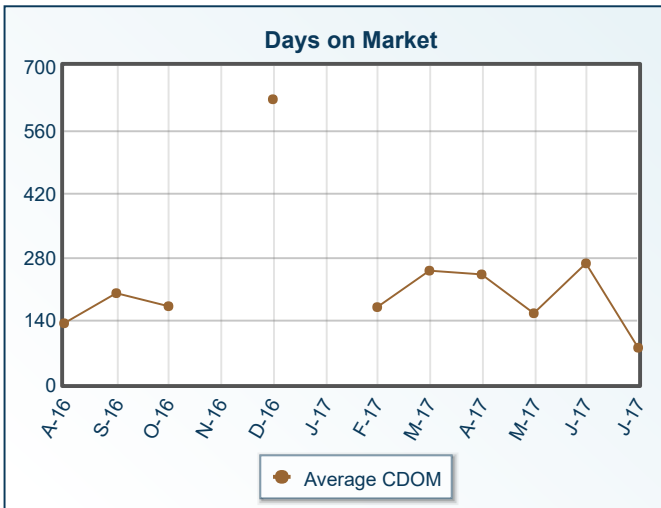
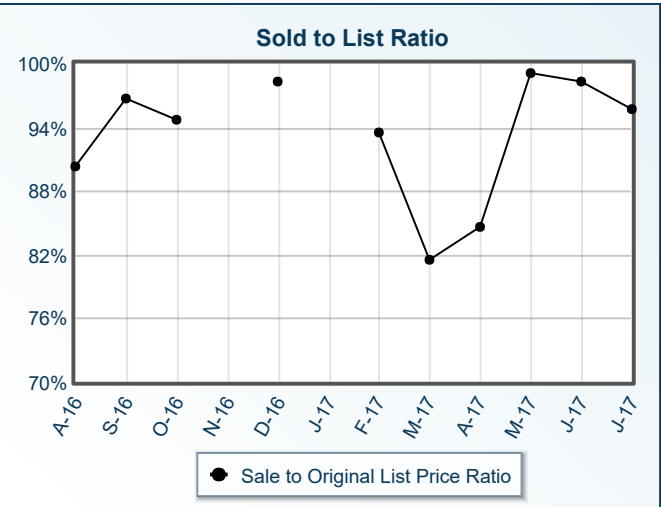
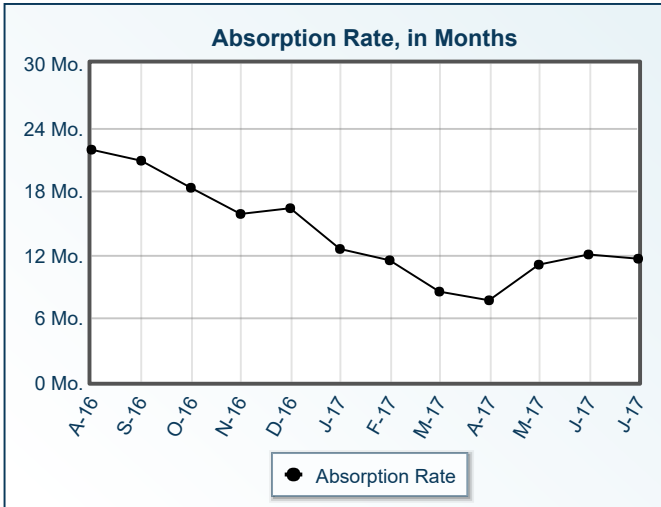
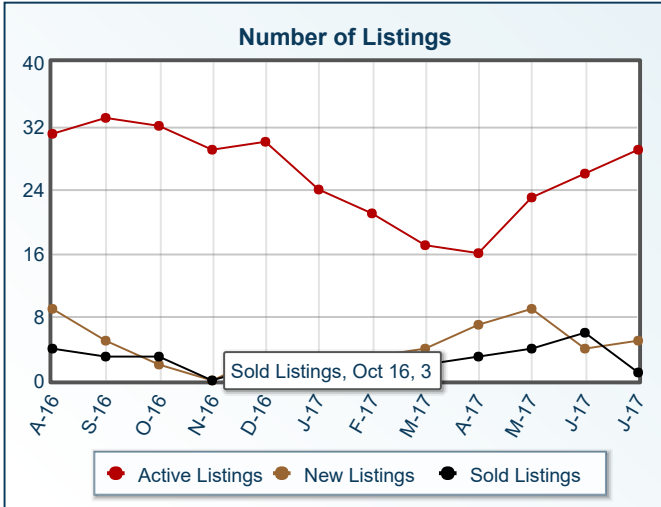


Market Summary

Clinton Residential, July 2017



Summary Statistics						
	Jul-17	Jul-16	% Chg	2017 YTD	2016 YTD	% Chg
Absorption Rate	11.6	19.8	-41.41	10.68	16.17	-33.95
Average List Price	\$482,053	\$716,870	-32.76	\$435,185	\$494,914	-12.07
Median List Price	\$310,000	\$287,000	8.01	\$296,500	\$279,900	5.93
Average Sale Price	\$335,000	N/A	N/A	\$311,513	\$233,291	33.53
Median Sale Price	\$335,000	N/A	N/A	\$270,000	\$215,000	25.58
Average CDOM	80	N/A	N/A	211	123	71.54
Median CDOM	80	N/A	N/A	168	78	115.38

Sold Listings	This Month			Year to Date			Pending Listings	This Month			Year to Date		
	2017	2016	% Chg	2017	2016	% Chg		2017	2016	% Chg	2017	2016	% Chg
	0-99,999	0	0	0.0	1	2		-50.0	0-99,999	0	0	0.0	0
100,000-149,999	0	0	0.0	1	2	-50.0	100,000-149,999	0	0	0.0	1	7	-85.7
150,000-199,999	0	0	0.0	4	1	300.0	150,000-199,999	0	0	0.0	5	1	400.0
200,000-249,999	0	0	0.0	2	3	-33.3	200,000-249,999	2	0	N/A	5	6	-16.7
250,000-299,999	0	0	0.0	6	1	500.0	250,000-299,999	0	1	-100.0	3	4	-25.0
300,000-349,999	1	0	N/A	2	1	100.0	300,000-349,999	0	0	0.0	2	5	-60.0
350,000-399,999	0	0	0.0	1	0	N/A	350,000-399,999	0	0	0.0	1	0	N/A
400,000-449,999	0	0	0.0	1	0	N/A	400,000-449,999	0	0	0.0	0	1	-100.0
450,000-499,999	0	0	0.0	0	0	0.0	450,000-499,999	0	0	0.0	0	0	0.0
500,000-549,999	0	0	0.0	0	0	0.0	500,000-549,999	0	0	0.0	0	0	0.0
550,000-599,999	0	0	0.0	0	0	0.0	550,000-599,999	0	0	0.0	0	1	-100.0
600,000-649,999	0	0	0.0	0	0	0.0	600,000-649,999	0	0	0.0	0	0	0.0
650,000-699,999	0	0	0.0	0	0	0.0	650,000-699,999	0	0	0.0	0	0	0.0
700,000-749,999	0	0	0.0	0	1	-100.0	700,000-749,999	0	0	0.0	0	1	-100.0
750,000-799,999	0	0	0.0	0	0	0.0	750,000-799,999	0	0	0.0	0	0	0.0
800,000-849,999	0	0	0.0	0	0	0.0	800,000-849,999	0	0	0.0	0	0	0.0
850,000-899,999	0	0	0.0	0	0	0.0	850,000-899,999	0	0	0.0	0	0	0.0
900,000-949,999	0	0	0.0	0	0	0.0	900,000-949,999	0	0	0.0	0	0	0.0
950,000-999,999	0	0	0.0	0	0	0.0	950,000-999,999	0	0	0.0	0	0	0.0
1,000,000-1,099,999	0	0	0.0	0	0	0.0	1,000,000-1,099,999	0	0	0.0	0	0	0.0
1,100,000-1,199,999	0	0	0.0	0	0	0.0	1,100,000-1,199,999	0	0	0.0	0	0	0.0
1,200,000-1,299,999	0	0	0.0	0	0	0.0	1,200,000-1,299,999	0	0	0.0	0	1	-100.0
1,300,000-1,399,999	0	0	0.0	0	0	0.0	1,300,000-1,399,999	0	0	0.0	0	0	0.0
1,400,000-1,499,999	0	0	0.0	1	0	N/A	1,400,000-1,499,999	0	1	-100.0	1	1	0.0
1,500,000-1,599,999	0	0	0.0	0	0	0.0	1,500,000-1,599,999	0	0	0.0	0	0	0.0
1,600,000-1,699,999	0	0	0.0	0	0	0.0	1,600,000-1,699,999	0	0	0.0	0	0	0.0
1,700,000-1,799,999	0	0	0.0	0	0	0.0	1,700,000-1,799,999	0	0	0.0	0	0	0.0
1,800,000-1,899,999	0	0	0.0	0	0	0.0	1,800,000-1,899,999	0	0	0.0	0	0	0.0
1,900,000-1,999,999	0	0	0.0	0	0	0.0	1,900,000-1,999,999	0	0	0.0	0	0	0.0
2,000,000-2,249,999	0	0	0.0	0	0	0.0	2,000,000-2,249,999	0	0	0.0	0	0	0.0
2,250,000-2,499,999	0	0	0.0	0	0	0.0	2,250,000-2,499,999	0	0	0.0	0	0	0.0
2,500,000-2,749,999	0	0	0.0	0	0	0.0	2,500,000-2,749,999	0	0	0.0	0	0	0.0
2,750,000-2,999,999	0	0	0.0	0	0	0.0	2,750,000-2,999,999	0	0	0.0	0	0	0.0
3,000,000-3,249,999	0	0	0.0	0	0	0.0	3,000,000-3,249,999	0	0	0.0	0	0	0.0
3,250,000-3,499,999	0	0	0.0	0	0	0.0	3,250,000-3,499,999	0	0	0.0	0	0	0.0
3,500,000-3,749,999	0	0	0.0	0	0	0.0	3,500,000-3,749,999	0	0	0.0	0	0	0.0
3,750,000-3,999,999	0	0	0.0	0	0	0.0	3,750,000-3,999,999	0	0	0.0	0	0	0.0
4,000,000-4,249,999	0	0	0.0	0	0	0.0	4,000,000-4,249,999	0	0	0.0	0	0	0.0
4,250,000-4,499,999	0	0	0.0	0	0	0.0	4,250,000-4,499,999	0	0	0.0	0	0	0.0
4,500,000-4,749,999	0	0	0.0	0	0	0.0	4,500,000-4,749,999	0	0	0.0	0	0	0.0
4,750,000-4,999,999	0	0	0.0	0	0	0.0	4,750,000-4,999,999	0	0	0.0	0	0	0.0
5,000,000+	0	0	0.0	0	0	0.0	5,000,000+	0	0	0.0	0	0	0.0
Totals	1	0	N/A	19	11	72.7	Totals	2	2	0.0	18	32	-43.7

Active Listings	This Month			Year to Date			New Listings	This Month			Year to Date		
	2017	2016	% Chg	2017	2016	% Chg		2017	2016	% Chg	2017	2016	% Chg
	0-99,999	0	1	-100.0	0	5		-100.0	0-99,999	0	0	0.0	0
100,000-149,999	2	2	0.0	3	10	-70.0	100,000-149,999	0	0	0.0	1	7	-85.7
150,000-199,999	2	4	-50.0	10	5	100.0	150,000-199,999	0	2	-100.0	5	3	66.7
200,000-249,999	5	0	N/A	8	6	33.3	200,000-249,999	0	0	0.0	7	3	133.3
250,000-299,999	5	12	-58.3	10	17	-41.2	250,000-299,999	0	0	0.0	8	12	-33.3
300,000-349,999	2	1	100.0	6	6	0.0	300,000-349,999	1	0	N/A	2	4	-50.0
350,000-399,999	2	4	-50.0	4	7	-42.9	350,000-399,999	1	1	0.0	2	2	0.0
400,000-449,999	0	0	0.0	0	2	-100.0	400,000-449,999	0	0	0.0	0	0	0.0
450,000-499,999	4	2	100.0	5	2	150.0	450,000-499,999	2	0	N/A	4	2	100.0
500,000-549,999	0	0	0.0	0	0	0.0	500,000-549,999	0	0	0.0	0	0	0.0
550,000-599,999	1	0	N/A	1	1	0.0	550,000-599,999	0	0	0.0	1	0	N/A
600,000-649,999	0	0	0.0	0	0	0.0	600,000-649,999	0	0	0.0	0	0	0.0
650,000-699,999	2	2	0.0	4	2	100.0	650,000-699,999	0	0	0.0	2	2	0.0
700,000-749,999	0	0	0.0	0	1	-100.0	700,000-749,999	0	0	0.0	0	0	0.0
750,000-799,999	0	0	0.0	0	1	-100.0	750,000-799,999	0	0	0.0	0	0	0.0
800,000-849,999	0	0	0.0	0	0	0.0	800,000-849,999	0	0	0.0	0	0	0.0
850,000-899,999	1	0	N/A	1	0	N/A	850,000-899,999	1	0	N/A	1	0	N/A
900,000-949,999	0	0	0.0	0	0	0.0	900,000-949,999	0	0	0.0	0	0	0.0
950,000-999,999	1	1	0.0	2	1	100.0	950,000-999,999	0	0	0.0	1	1	0.0
1,000,000-1,099,999	0	0	0.0	0	0	0.0	1,000,000-1,099,999	0	0	0.0	0	0	0.0
1,100,000-1,199,999	0	0	0.0	0	0	0.0	1,100,000-1,199,999	0	0	0.0	0	0	0.0
1,200,000-1,299,999	0	0	0.0	0	0	0.0	1,200,000-1,299,999	0	0	0.0	0	0	0.0
1,300,000-1,399,999	0	0	0.0	0	0	0.0	1,300,000-1,399,999	0	0	0.0	0	0	0.0
1,400,000-1,499,999	0	2	-100.0	2	3	-33.3	1,400,000-1,499,999	0	0	0.0	1	2	-50.0
1,500,000-1,599,999	0	0	0.0	0	0	0.0	1,500,000-1,599,999	0	0	0.0	0	0	0.0
1,600,000-1,699,999	0	0	0.0	0	0	0.0	1,600,000-1,699,999	0	0	0.0	0	0	0.0
1,700,000-1,799,999	1	1	0.0	1	1	0.0	1,700,000-1,799,999	0	0	0.0	0	1	-100.0
1,800,000-1,899,999	1	0	N/A	1	0	N/A	1,800,000-1,899,999	0	0	0.0	0	0	0.0
1,900,000-1,999,999	0	0	0.0	0	0	0.0	1,900,000-1,999,999	0	0	0.0	0	0	0.0
2,000,000-2,249,999	0	0	0.0	0	0	0.0	2,000,000-2,249,999	0	0	0.0	0	0	0.0
2,250,000-2,499,999	0	0	0.0	0	0	0.0	2,250,000-2,499,999	0	0	0.0	0	0	0.0
2,500,000-2,749,999	0	0	0.0	0	0	0.0	2,500,000-2,749,999	0	0	0.0	0	0	0.0
2,750,000-2,999,999	0	0	0.0	0	0	0.0	2,750,000-2,999,999	0	0	0.0	0	0	0.0
3,000,000-3,249,999	0	0	0.0	0	0	0.0	3,000,000-3,249,999	0	0	0.0	0	0	0.0
3,250,000-3,499,999	0	0	0.0	0	0	0.0	3,250,000-3,499,999	0	0	0.0	0	0	0.0
3,500,000-3,749,999	0	0	0.0	0	0	0.0	3,500,000-3,749,999	0	0	0.0	0	0	0.0
3,750,000-3,999,999	0	0	0.0	0	0	0.0	3,750,000-3,999,999	0	0	0.0	0	0	0.0
4,000,000-4,249,999	0	0	0.0	0	0	0.0	4,000,000-4,249,999	0	0	0.0	0	0	0.0
4,250,000-4,499,999	0	0	0.0	0	0	0.0	4,250,000-4,499,999	0	0	0.0	0	0	0.0
4,500,000-4,749,999	0	0	0.0	0	0	0.0	4,500,000-4,749,999	0	0	0.0	0	0	0.0
4,750,000-4,999,999	0	0	0.0	0	0	0.0	4,750,000-4,999,999	0	0	0.0	0	0	0.0
5,000,000+	0	1	-100.0	0	1	-100.0	5,000,000+	0	0	0.0	0	0	0.0
Totals	29	33	-12.1	58	71	-18.3	Totals	5	3	66.7	35	41	-14.6

All information is subject to change, is deemed reliable but is not guaranteed, and should be independently verified. The information being provided is for consumers' personal, non-commercial use and may not be used for any other purpose other than to identify prospective properties consumers may be interested in purchasing. © 2017 Montana Regional MLS, LLC and FBS. All Rights Reserved. Prepared by Rhiannon Coburn on Saturday, August 05, 2017 8:17 AM.