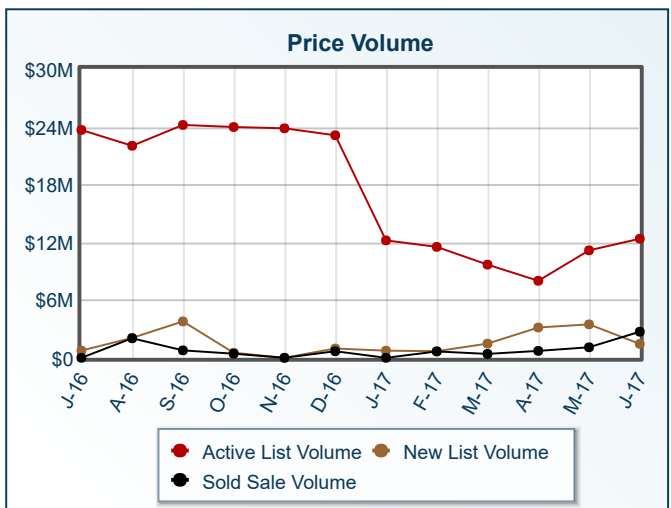
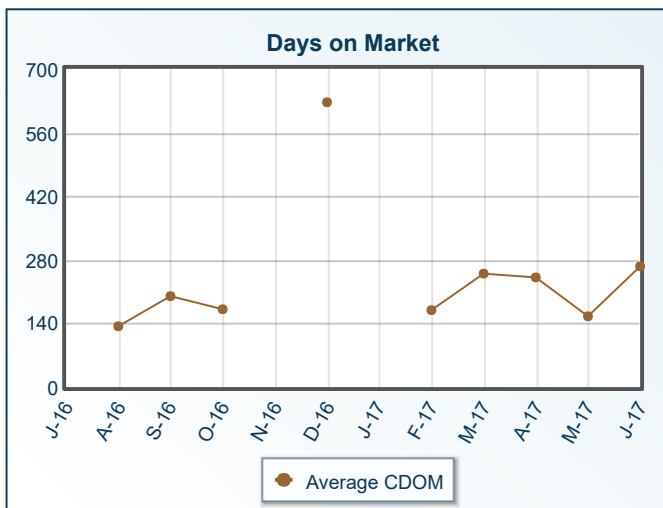
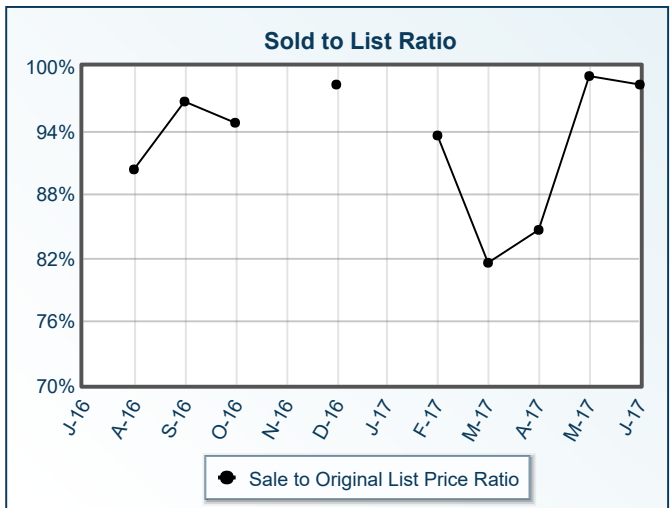
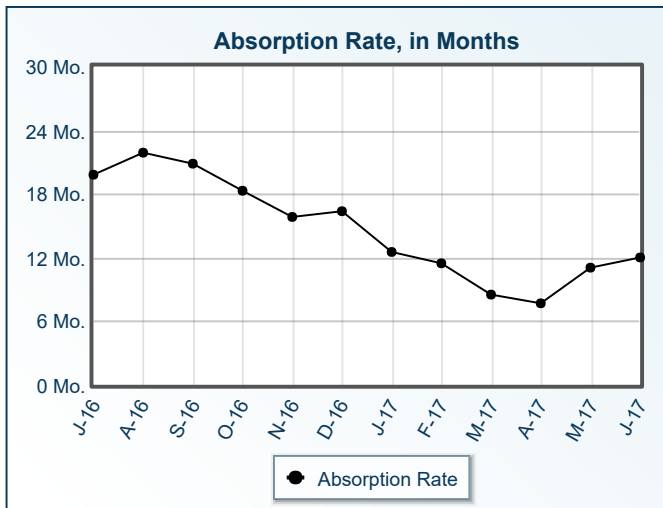
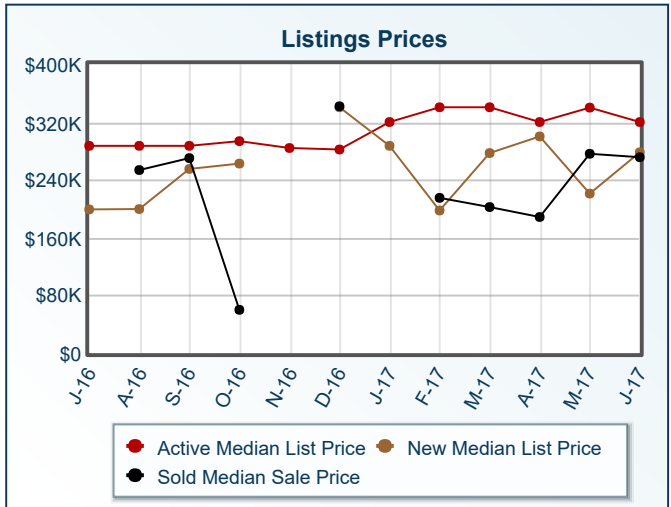
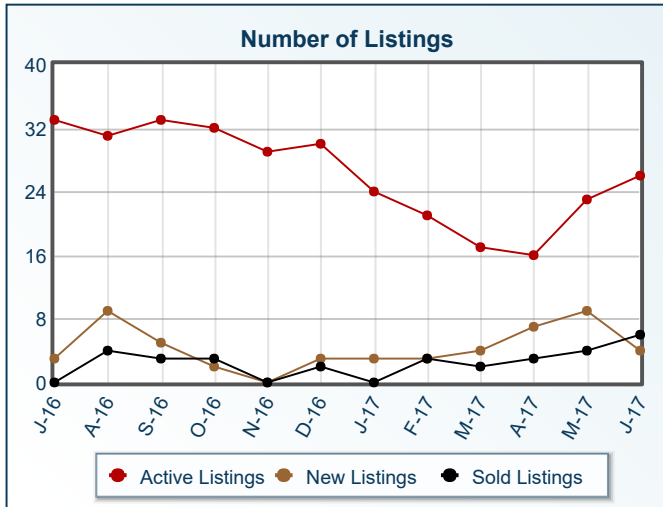


# Market Summary

Clinton Residential, June 2017



<b>Summary Statistics</b>						
	<b>Jun-17</b>	<b>Jun-16</b>	<b>% Chg</b>	<b>2017 YTD</b>	<b>2016 YTD</b>	<b>% Chg</b>
Absorption Rate	12	18.29	-34.39	10.53	15.56	-32.33
Average List Price	\$475,440	\$729,525	-34.83	\$431,737	\$505,737	-14.63
Median List Price	\$319,950	\$287,000	11.48	\$286,968	\$281,950	1.78
Average Sale Price	\$451,250	\$443,500	1.75	\$310,208	\$233,291	32.97
Median Sale Price	\$271,250	\$443,500	-38.84	\$265,000	\$215,000	23.26
Average CDOM	265	189	40.21	219	123	78.05
Median CDOM	79	189	-58.20	195	78	150.00

<b>Sold Listings</b>	<b>This Month</b>			<b>Year to Date</b>			<b>Pending Listings</b>	<b>This Month</b>			<b>Year to Date</b>		
	<b>2017</b>	<b>2016</b>	<b>% Chg</b>	<b>2017</b>	<b>2016</b>	<b>% Chg</b>		<b>2017</b>	<b>2016</b>	<b>% Chg</b>	<b>2017</b>	<b>2016</b>	<b>% Chg</b>
	0-99,999	0	0	0.0	1	2		-50.0	0-99,999	0	0	0.0	0
100,000-149,999	0	0	0.0	1	2	-50.0	100,000-149,999	0	0	0.0	1	7	-85.7
150,000-199,999	2	1	100.0	4	1	300.0	150,000-199,999	0	0	0.0	5	1	400.0
200,000-249,999	0	0	0.0	2	3	-33.3	200,000-249,999	1	1	0.0	3	6	-50.0
250,000-299,999	2	0	N/A	6	1	500.0	250,000-299,999	0	0	0.0	3	3	0.0
300,000-349,999	0	0	0.0	1	1	0.0	300,000-349,999	0	0	0.0	2	5	-60.0
350,000-399,999	1	0	N/A	1	0	N/A	350,000-399,999	1	0	N/A	1	0	N/A
400,000-449,999	0	0	0.0	1	0	N/A	400,000-449,999	0	0	0.0	0	1	-100.0
450,000-499,999	0	0	0.0	0	0	0.0	450,000-499,999	0	0	0.0	0	0	0.0
500,000-549,999	0	0	0.0	0	0	0.0	500,000-549,999	0	0	0.0	0	0	0.0
550,000-599,999	0	0	0.0	0	0	0.0	550,000-599,999	0	0	0.0	0	1	-100.0
600,000-649,999	0	0	0.0	0	0	0.0	600,000-649,999	0	0	0.0	0	0	0.0
650,000-699,999	0	0	0.0	0	0	0.0	650,000-699,999	0	0	0.0	0	0	0.0
700,000-749,999	0	1	-100.0	0	1	-100.0	700,000-749,999	0	0	0.0	0	1	-100.0
750,000-799,999	0	0	0.0	0	0	0.0	750,000-799,999	0	0	0.0	0	0	0.0
800,000-849,999	0	0	0.0	0	0	0.0	800,000-849,999	0	0	0.0	0	0	0.0
850,000-899,999	0	0	0.0	0	0	0.0	850,000-899,999	0	0	0.0	0	0	0.0
900,000-949,999	0	0	0.0	0	0	0.0	900,000-949,999	0	0	0.0	0	0	0.0
950,000-999,999	0	0	0.0	0	0	0.0	950,000-999,999	0	0	0.0	0	0	0.0
1,000,000-1,099,999	0	0	0.0	0	0	0.0	1,000,000-1,099,999	0	0	0.0	0	0	0.0
1,100,000-1,199,999	0	0	0.0	0	0	0.0	1,100,000-1,199,999	0	0	0.0	0	0	0.0
1,200,000-1,299,999	0	0	0.0	0	0	0.0	1,200,000-1,299,999	0	0	0.0	0	1	-100.0
1,300,000-1,399,999	0	0	0.0	0	0	0.0	1,300,000-1,399,999	0	0	0.0	0	0	0.0
1,400,000-1,499,999	1	0	N/A	1	0	N/A	1,400,000-1,499,999	0	0	0.0	1	0	N/A
1,500,000-1,599,999	0	0	0.0	0	0	0.0	1,500,000-1,599,999	0	0	0.0	0	0	0.0
1,600,000-1,699,999	0	0	0.0	0	0	0.0	1,600,000-1,699,999	0	0	0.0	0	0	0.0
1,700,000-1,799,999	0	0	0.0	0	0	0.0	1,700,000-1,799,999	0	0	0.0	0	0	0.0
1,800,000-1,899,999	0	0	0.0	0	0	0.0	1,800,000-1,899,999	0	0	0.0	0	0	0.0
1,900,000-1,999,999	0	0	0.0	0	0	0.0	1,900,000-1,999,999	0	0	0.0	0	0	0.0
2,000,000-2,249,999	0	0	0.0	0	0	0.0	2,000,000-2,249,999	0	0	0.0	0	0	0.0
2,250,000-2,499,999	0	0	0.0	0	0	0.0	2,250,000-2,499,999	0	0	0.0	0	0	0.0
2,500,000-2,749,999	0	0	0.0	0	0	0.0	2,500,000-2,749,999	0	0	0.0	0	0	0.0
2,750,000-2,999,999	0	0	0.0	0	0	0.0	2,750,000-2,999,999	0	0	0.0	0	0	0.0
3,000,000-3,249,999	0	0	0.0	0	0	0.0	3,000,000-3,249,999	0	0	0.0	0	0	0.0
3,250,000-3,499,999	0	0	0.0	0	0	0.0	3,250,000-3,499,999	0	0	0.0	0	0	0.0
3,500,000-3,749,999	0	0	0.0	0	0	0.0	3,500,000-3,749,999	0	0	0.0	0	0	0.0
3,750,000-3,999,999	0	0	0.0	0	0	0.0	3,750,000-3,999,999	0	0	0.0	0	0	0.0
4,000,000-4,249,999	0	0	0.0	0	0	0.0	4,000,000-4,249,999	0	0	0.0	0	0	0.0
4,250,000-4,499,999	0	0	0.0	0	0	0.0	4,250,000-4,499,999	0	0	0.0	0	0	0.0
4,500,000-4,749,999	0	0	0.0	0	0	0.0	4,500,000-4,749,999	0	0	0.0	0	0	0.0
4,750,000-4,999,999	0	0	0.0	0	0	0.0	4,750,000-4,999,999	0	0	0.0	0	0	0.0
5,000,000+	0	0	0.0	0	0	0.0	5,000,000+	0	0	0.0	0	0	0.0
<b>Totals</b>	<b>6</b>	<b>2</b>	<b>200.0</b>	<b>18</b>	<b>11</b>	<b>63.6</b>	<b>Totals</b>	<b>2</b>	<b>1</b>	<b>100.0</b>	<b>16</b>	<b>30</b>	<b>-46.7</b>

Active Listings	This Month			Year to Date			New Listings	This Month			Year to Date		
	2017	2016	% Chg	2017	2016	% Chg		2017	2016	% Chg	2017	2016	% Chg
	0-99,999	0	1	-100.0	0	5		-100.0	0-99,999	0	0	0.0	0
100,000-149,999	1	3	-66.7	2	10	-80.0	100,000-149,999	0	0	0.0	0	7	-100.0
150,000-199,999	3	2	50.0	11	3	266.7	150,000-199,999	0	0	0.0	6	1	500.0
200,000-249,999	5	1	400.0	7	6	16.7	200,000-249,999	1	0	N/A	6	3	100.0
250,000-299,999	3	12	-75.0	10	17	-41.2	250,000-299,999	2	3	-33.3	8	12	-33.3
300,000-349,999	4	0	N/A	6	6	0.0	300,000-349,999	0	1	-100.0	2	4	-50.0
350,000-399,999	2	4	-50.0	3	6	-50.0	350,000-399,999	0	0	0.0	1	1	0.0
400,000-449,999	0	0	0.0	0	2	-100.0	400,000-449,999	0	0	0.0	0	0	0.0
450,000-499,999	1	2	-50.0	2	2	0.0	450,000-499,999	0	0	0.0	1	2	-50.0
500,000-549,999	1	0	N/A	1	0	N/A	500,000-549,999	0	0	0.0	1	0	N/A
550,000-599,999	1	0	N/A	1	1	0.0	550,000-599,999	0	0	0.0	1	0	N/A
600,000-649,999	0	0	0.0	0	0	0.0	600,000-649,999	0	0	0.0	0	0	0.0
650,000-699,999	2	2	0.0	4	2	100.0	650,000-699,999	1	0	N/A	2	2	0.0
700,000-749,999	0	0	0.0	0	1	-100.0	700,000-749,999	0	0	0.0	0	0	0.0
750,000-799,999	0	0	0.0	0	1	-100.0	750,000-799,999	0	0	0.0	0	0	0.0
800,000-849,999	0	0	0.0	0	0	0.0	800,000-849,999	0	0	0.0	0	0	0.0
850,000-899,999	0	0	0.0	0	0	0.0	850,000-899,999	0	0	0.0	0	0	0.0
900,000-949,999	0	0	0.0	0	0	0.0	900,000-949,999	0	0	0.0	0	0	0.0
950,000-999,999	1	1	0.0	2	1	100.0	950,000-999,999	0	0	0.0	1	1	0.0
1,000,000-1,099,999	0	0	0.0	0	0	0.0	1,000,000-1,099,999	0	0	0.0	0	0	0.0
1,100,000-1,199,999	0	0	0.0	0	0	0.0	1,100,000-1,199,999	0	0	0.0	0	0	0.0
1,200,000-1,299,999	0	0	0.0	0	0	0.0	1,200,000-1,299,999	0	0	0.0	0	0	0.0
1,300,000-1,399,999	0	0	0.0	0	0	0.0	1,300,000-1,399,999	0	0	0.0	0	0	0.0
1,400,000-1,499,999	0	2	-100.0	2	3	-33.3	1,400,000-1,499,999	0	0	0.0	1	2	-50.0
1,500,000-1,599,999	0	0	0.0	0	0	0.0	1,500,000-1,599,999	0	0	0.0	0	0	0.0
1,600,000-1,699,999	0	0	0.0	0	0	0.0	1,600,000-1,699,999	0	0	0.0	0	0	0.0
1,700,000-1,799,999	1	1	0.0	1	1	0.0	1,700,000-1,799,999	0	0	0.0	0	1	-100.0
1,800,000-1,899,999	1	0	N/A	1	0	N/A	1,800,000-1,899,999	0	0	0.0	0	0	0.0
1,900,000-1,999,999	0	0	0.0	0	0	0.0	1,900,000-1,999,999	0	0	0.0	0	0	0.0
2,000,000-2,249,999	0	0	0.0	0	0	0.0	2,000,000-2,249,999	0	0	0.0	0	0	0.0
2,250,000-2,499,999	0	0	0.0	0	0	0.0	2,250,000-2,499,999	0	0	0.0	0	0	0.0
2,500,000-2,749,999	0	0	0.0	0	0	0.0	2,500,000-2,749,999	0	0	0.0	0	0	0.0
2,750,000-2,999,999	0	0	0.0	0	0	0.0	2,750,000-2,999,999	0	0	0.0	0	0	0.0
3,000,000-3,249,999	0	0	0.0	0	0	0.0	3,000,000-3,249,999	0	0	0.0	0	0	0.0
3,250,000-3,499,999	0	0	0.0	0	0	0.0	3,250,000-3,499,999	0	0	0.0	0	0	0.0
3,500,000-3,749,999	0	0	0.0	0	0	0.0	3,500,000-3,749,999	0	0	0.0	0	0	0.0
3,750,000-3,999,999	0	0	0.0	0	0	0.0	3,750,000-3,999,999	0	0	0.0	0	0	0.0
4,000,000-4,249,999	0	0	0.0	0	0	0.0	4,000,000-4,249,999	0	0	0.0	0	0	0.0
4,250,000-4,499,999	0	0	0.0	0	0	0.0	4,250,000-4,499,999	0	0	0.0	0	0	0.0
4,500,000-4,749,999	0	0	0.0	0	0	0.0	4,500,000-4,749,999	0	0	0.0	0	0	0.0
4,750,000-4,999,999	0	0	0.0	0	0	0.0	4,750,000-4,999,999	0	0	0.0	0	0	0.0
5,000,000+	0	1	-100.0	0	1	-100.0	5,000,000+	0	0	0.0	0	0	0.0
Totals	26	32	-18.7	53	68	-22.1	Totals	4	4	0.0	30	38	-21.1

All information is subject to change, is deemed reliable but is not guaranteed, and should be independently verified. The information being provided is for consumers' personal, non-commercial use and may not be used for any other purpose other than to identify prospective properties consumers may be interested in purchasing. © 2017 Montana Regional MLS, LLC and FBS. All Rights Reserved. Prepared by Rhiannon Coburn on Monday, July 10, 2017 11:55 AM.