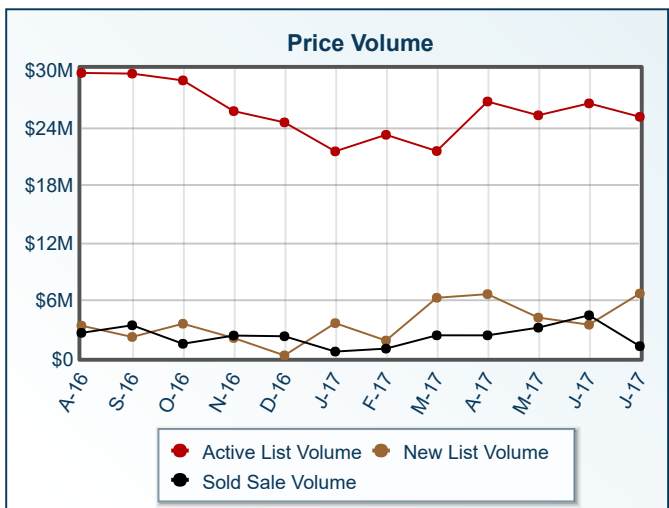
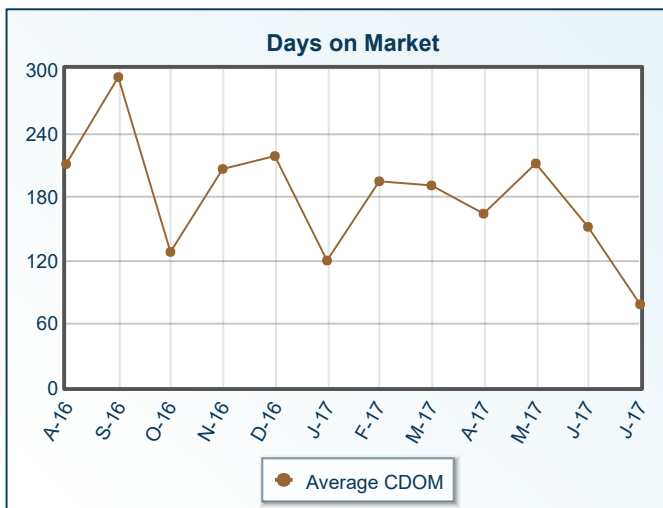
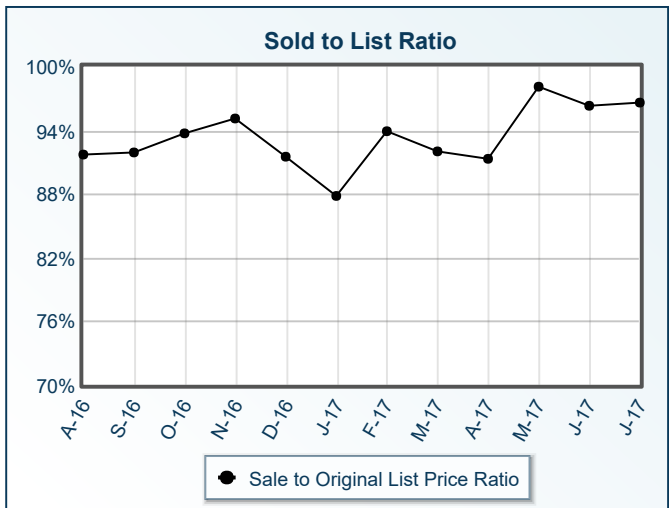
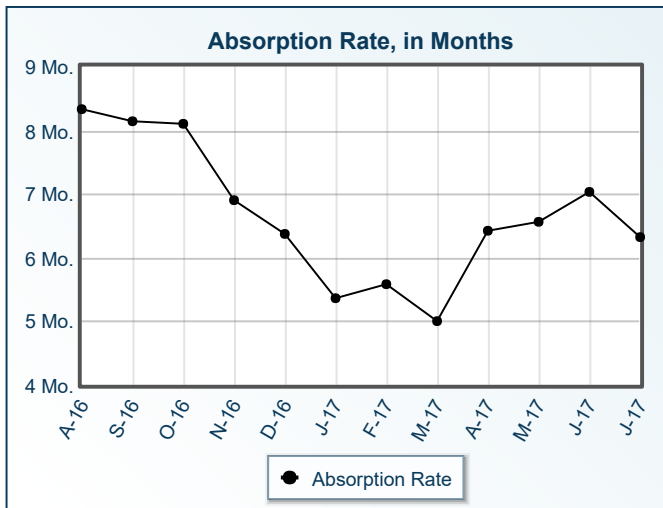
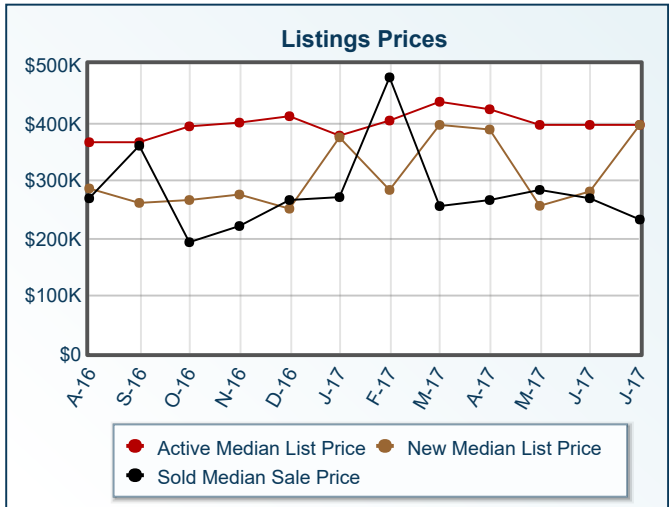
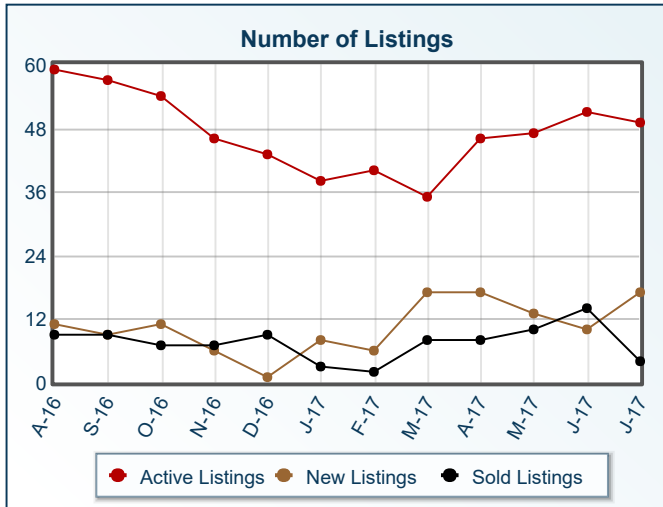


Market Summary

Corvallis Residential, July 2017



Summary Statistics						
	Jul-17	Jul-16	% Chg	2017 YTD	2016 YTD	% Chg
Absorption Rate	6.32	8.67	-27.10	6.04	8.54	-29.27
Average List Price	\$510,596	\$507,101	0.69	\$427,407	\$410,545	4.11
Median List Price	\$395,000	\$393,450	0.39	\$352,000	\$309,900	13.59
Average Sale Price	\$301,875	\$284,279	6.19	\$306,607	\$260,084	17.89
Median Sale Price	\$231,250	\$245,000	-5.61	\$265,000	\$236,926	11.85
Average CDOM	78	215	-63.72	165	165	0.00
Median CDOM	76	158	-51.90	97	90	7.78

Sold Listings	This Month			Year to Date			Pending Listings	This Month			Year to Date		
	2017	2016	% Chg	2017	2016	% Chg		2017	2016	% Chg	2017	2016	% Chg
0-99,999	0	0	0.0	1	2	-50.0	0-99,999	0	0	0.0	0	1	-100.0
100,000-149,999	0	0	0.0	1	1	0.0	100,000-149,999	0	0	0.0	1	3	-66.7
150,000-199,999	1	2	-50.0	5	12	-58.3	150,000-199,999	0	1	-100.0	7	16	-56.2
200,000-249,999	2	2	0.0	13	10	30.0	200,000-249,999	2	0	N/A	13	15	-13.3
250,000-299,999	0	1	-100.0	11	8	37.5	250,000-299,999	0	2	-100.0	10	19	-47.4
300,000-349,999	0	1	-100.0	4	4	0.0	300,000-349,999	1	3	-66.7	5	9	-44.4
350,000-399,999	0	0	0.0	5	3	66.7	350,000-399,999	0	0	0.0	5	3	66.7
400,000-449,999	0	0	0.0	1	2	-50.0	400,000-449,999	0	0	0.0	1	5	-80.0
450,000-499,999	0	0	0.0	3	0	N/A	450,000-499,999	0	1	-100.0	4	2	100.0
500,000-549,999	0	0	0.0	2	0	N/A	500,000-549,999	0	0	0.0	1	0	N/A
550,000-599,999	1	0	N/A	1	0	N/A	550,000-599,999	0	1	-100.0	2	2	0.0
600,000-649,999	0	1	-100.0	1	1	0.0	600,000-649,999	0	0	0.0	1	0	N/A
650,000-699,999	0	0	0.0	0	0	0.0	650,000-699,999	0	0	0.0	0	2	-100.0
700,000-749,999	0	0	0.0	1	0	N/A	700,000-749,999	0	0	0.0	0	3	-100.0
750,000-799,999	0	0	0.0	0	1	-100.0	750,000-799,999	0	0	0.0	0	2	-100.0
800,000-849,999	0	0	0.0	0	0	0.0	800,000-849,999	0	0	0.0	0	1	-100.0
850,000-899,999	0	0	0.0	0	0	0.0	850,000-899,999	0	0	0.0	0	1	-100.0
900,000-949,999	0	0	0.0	0	0	0.0	900,000-949,999	0	0	0.0	0	0	0.0
950,000-999,999	0	0	0.0	0	0	0.0	950,000-999,999	0	0	0.0	0	0	0.0
1,000,000-1,099,999	0	0	0.0	0	0	0.0	1,000,000-1,099,999	0	0	0.0	0	0	0.0
1,100,000-1,199,999	0	0	0.0	0	0	0.0	1,100,000-1,199,999	0	0	0.0	0	0	0.0
1,200,000-1,299,999	0	0	0.0	0	0	0.0	1,200,000-1,299,999	0	0	0.0	0	0	0.0
1,300,000-1,399,999	0	0	0.0	0	0	0.0	1,300,000-1,399,999	0	0	0.0	0	0	0.0
1,400,000-1,499,999	0	0	0.0	0	0	0.0	1,400,000-1,499,999	0	0	0.0	0	0	0.0
1,500,000-1,599,999	0	0	0.0	0	0	0.0	1,500,000-1,599,999	0	0	0.0	0	0	0.0
1,600,000-1,699,999	0	0	0.0	0	0	0.0	1,600,000-1,699,999	0	0	0.0	0	0	0.0
1,700,000-1,799,999	0	0	0.0	0	0	0.0	1,700,000-1,799,999	0	0	0.0	0	0	0.0
1,800,000-1,899,999	0	0	0.0	0	0	0.0	1,800,000-1,899,999	0	0	0.0	0	0	0.0
1,900,000-1,999,999	0	0	0.0	0	0	0.0	1,900,000-1,999,999	0	0	0.0	0	0	0.0
2,000,000-2,249,999	0	0	0.0	0	0	0.0	2,000,000-2,249,999	0	0	0.0	0	0	0.0
2,250,000-2,499,999	0	0	0.0	0	0	0.0	2,250,000-2,499,999	0	0	0.0	0	0	0.0
2,500,000-2,749,999	0	0	0.0	0	0	0.0	2,500,000-2,749,999	0	0	0.0	0	0	0.0
2,750,000-2,999,999	0	0	0.0	0	0	0.0	2,750,000-2,999,999	0	0	0.0	0	0	0.0
3,000,000-3,249,999	0	0	0.0	0	0	0.0	3,000,000-3,249,999	0	0	0.0	0	0	0.0
3,250,000-3,499,999	0	0	0.0	0	0	0.0	3,250,000-3,499,999	0	0	0.0	0	0	0.0
3,500,000-3,749,999	0	0	0.0	0	0	0.0	3,500,000-3,749,999	0	0	0.0	0	0	0.0
3,750,000-3,999,999	0	0	0.0	0	0	0.0	3,750,000-3,999,999	0	0	0.0	0	0	0.0
4,000,000-4,249,999	0	0	0.0	0	0	0.0	4,000,000-4,249,999	0	0	0.0	0	0	0.0
4,250,000-4,499,999	0	0	0.0	0	0	0.0	4,250,000-4,499,999	0	0	0.0	0	0	0.0
4,500,000-4,749,999	0	0	0.0	0	0	0.0	4,500,000-4,749,999	0	0	0.0	0	0	0.0
4,750,000-4,999,999	0	0	0.0	0	0	0.0	4,750,000-4,999,999	0	0	0.0	0	0	0.0
5,000,000+	0	0	0.0	0	0	0.0	5,000,000+	0	0	0.0	0	0	0.0
Totals	4	7	-42.9	49	44	11.4	Totals	3	8	-62.5	50	84	-40.5

Active Listings	This Month			Year to Date			New Listings	This Month			Year to Date		
	2017	2016	% Chg	2017	2016	% Chg		2017	2016	% Chg	2017	2016	% Chg
	0-99,999	0	2	-100.0	0	3		-100.0	0-99,999	0	1	-100.0	0
100,000-149,999	2	2	0.0	3	4	-25.0	100,000-149,999	1	1	0.0	2	3	-33.3
150,000-199,999	3	3	0.0	11	21	-47.6	150,000-199,999	2	1	100.0	10	8	25.0
200,000-249,999	2	7	-71.4	18	22	-18.2	200,000-249,999	0	1	-100.0	12	16	-25.0
250,000-299,999	7	5	40.0	21	24	-12.5	250,000-299,999	3	1	200.0	14	12	16.7
300,000-349,999	4	5	-20.0	9	14	-35.7	300,000-349,999	1	1	0.0	6	11	-45.5
350,000-399,999	8	7	14.3	15	13	15.4	350,000-399,999	2	1	100.0	14	7	100.0
400,000-449,999	6	7	-14.3	12	9	33.3	400,000-449,999	3	0	N/A	9	4	125.0
450,000-499,999	1	2	-50.0	6	6	0.0	450,000-499,999	1	1	0.0	4	2	100.0
500,000-549,999	2	0	N/A	4	1	300.0	500,000-549,999	1	0	N/A	3	0	N/A
550,000-599,999	2	5	-60.0	6	6	0.0	550,000-599,999	1	0	N/A	5	4	25.0
600,000-649,999	2	5	-60.0	5	5	0.0	600,000-649,999	1	0	N/A	4	3	33.3
650,000-699,999	3	1	200.0	3	3	0.0	650,000-699,999	0	0	0.0	1	1	0.0
700,000-749,999	1	2	-50.0	2	5	-60.0	700,000-749,999	0	0	0.0	2	1	100.0
750,000-799,999	0	0	0.0	1	2	-50.0	750,000-799,999	1	0	N/A	1	0	N/A
800,000-849,999	1	0	N/A	1	1	0.0	800,000-849,999	0	0	0.0	1	0	N/A
850,000-899,999	1	1	0.0	1	2	-50.0	850,000-899,999	0	0	0.0	0	0	0.0
900,000-949,999	0	0	0.0	0	0	0.0	900,000-949,999	0	0	0.0	0	0	0.0
950,000-999,999	0	0	0.0	0	0	0.0	950,000-999,999	0	0	0.0	0	0	0.0
1,000,000-1,099,999	0	0	0.0	0	0	0.0	1,000,000-1,099,999	0	0	0.0	0	0	0.0
1,100,000-1,199,999	1	1	0.0	1	1	0.0	1,100,000-1,199,999	0	0	0.0	0	1	-100.0
1,200,000-1,299,999	0	1	-100.0	1	2	-50.0	1,200,000-1,299,999	0	1	-100.0	0	1	-100.0
1,300,000-1,399,999	1	1	0.0	1	1	0.0	1,300,000-1,399,999	0	0	0.0	0	1	-100.0
1,400,000-1,499,999	0	1	-100.0	1	2	-50.0	1,400,000-1,499,999	0	0	0.0	0	0	0.0
1,500,000-1,599,999	1	1	0.0	1	1	0.0	1,500,000-1,599,999	0	0	0.0	0	1	-100.0
1,600,000-1,699,999	0	0	0.0	0	0	0.0	1,600,000-1,699,999	0	0	0.0	0	0	0.0
1,700,000-1,799,999	0	0	0.0	0	0	0.0	1,700,000-1,799,999	0	0	0.0	0	0	0.0
1,800,000-1,899,999	0	0	0.0	0	0	0.0	1,800,000-1,899,999	0	0	0.0	0	0	0.0
1,900,000-1,999,999	0	0	0.0	0	0	0.0	1,900,000-1,999,999	0	0	0.0	0	0	0.0
2,000,000-2,249,999	0	0	0.0	0	0	0.0	2,000,000-2,249,999	0	0	0.0	0	0	0.0
2,250,000-2,499,999	1	1	0.0	1	1	0.0	2,250,000-2,499,999	0	0	0.0	0	1	-100.0
2,500,000-2,749,999	0	0	0.0	0	0	0.0	2,500,000-2,749,999	0	0	0.0	0	0	0.0
2,750,000-2,999,999	0	0	0.0	0	0	0.0	2,750,000-2,999,999	0	0	0.0	0	0	0.0
3,000,000-3,249,999	0	0	0.0	0	0	0.0	3,000,000-3,249,999	0	0	0.0	0	0	0.0
3,250,000-3,499,999	0	0	0.0	0	0	0.0	3,250,000-3,499,999	0	0	0.0	0	0	0.0
3,500,000-3,749,999	0	0	0.0	0	0	0.0	3,500,000-3,749,999	0	0	0.0	0	0	0.0
3,750,000-3,999,999	0	0	0.0	0	0	0.0	3,750,000-3,999,999	0	0	0.0	0	0	0.0
4,000,000-4,249,999	0	0	0.0	0	0	0.0	4,000,000-4,249,999	0	0	0.0	0	0	0.0
4,250,000-4,499,999	0	0	0.0	0	0	0.0	4,250,000-4,499,999	0	0	0.0	0	0	0.0
4,500,000-4,749,999	0	0	0.0	0	0	0.0	4,500,000-4,749,999	0	0	0.0	0	0	0.0
4,750,000-4,999,999	0	0	0.0	0	0	0.0	4,750,000-4,999,999	0	0	0.0	0	0	0.0
5,000,000+	0	0	0.0	0	0	0.0	5,000,000+	0	0	0.0	0	0	0.0
Totals	49	60	-18.3	124	149	-16.8	Totals	17	9	88.9	88	80	10.0

All information is subject to change, is deemed reliable but is not guaranteed, and should be independently verified. The information being provided is for consumers' personal, non-commercial use and may not be used for any other purpose other than to identify prospective properties consumers may be interested in purchasing. © 2017 Montana Regional MLS, LLC and FBS. All Rights Reserved. Prepared by Rhiannon Coburn on Saturday, August 05, 2017 8:15 AM.