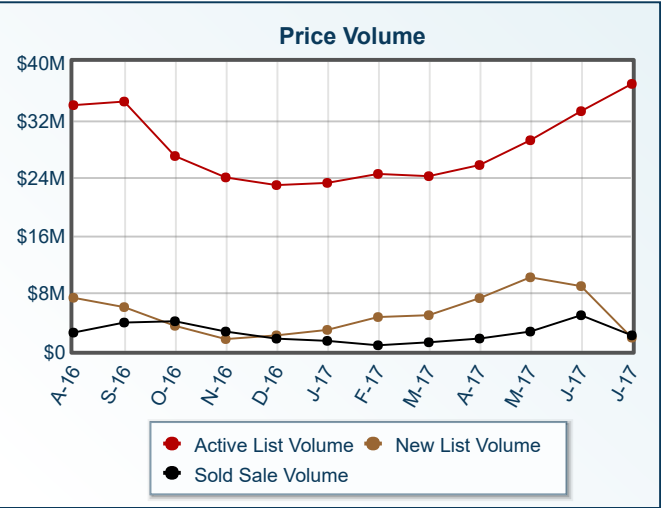
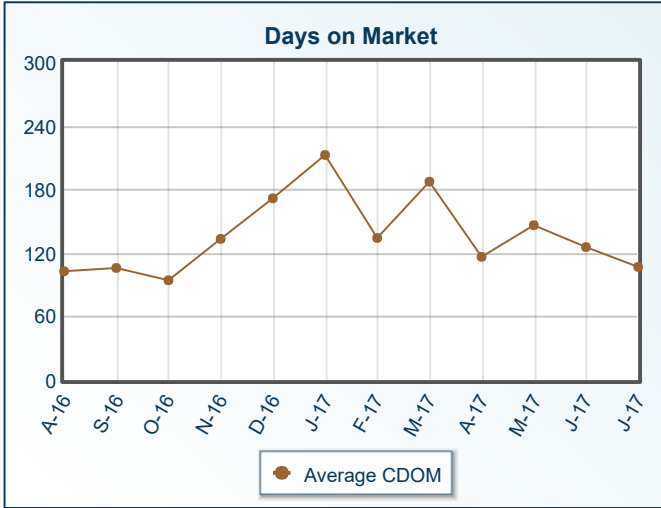
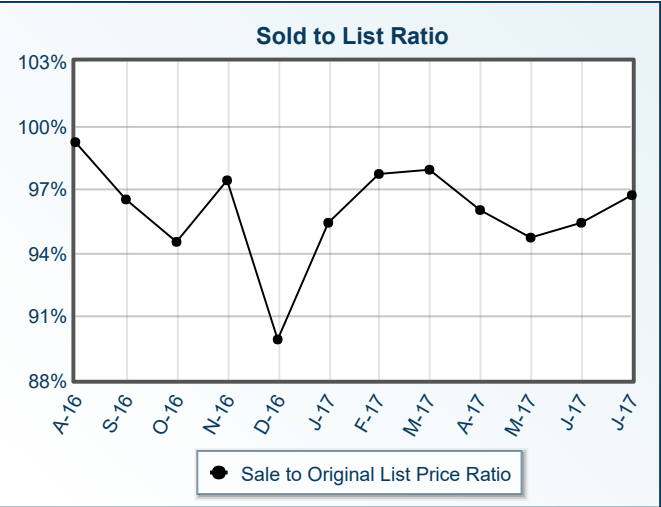
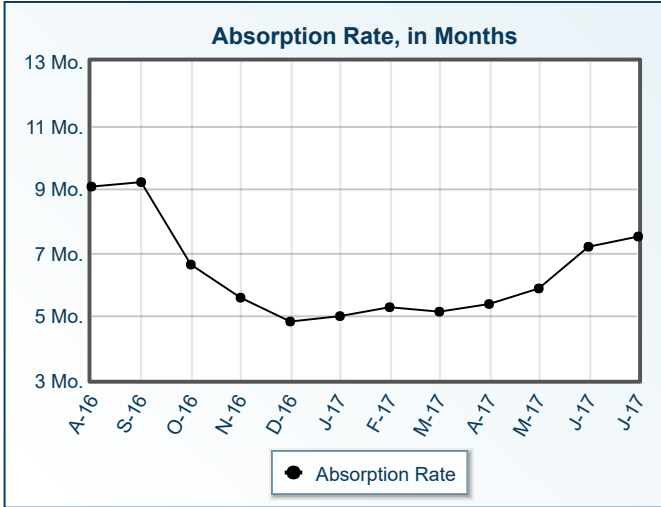
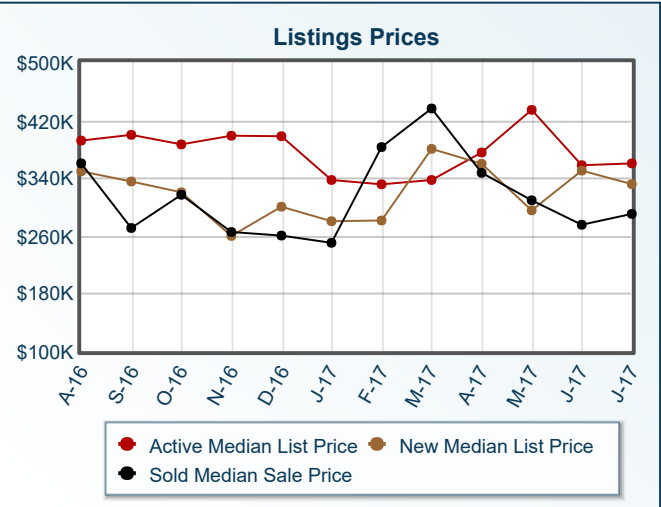
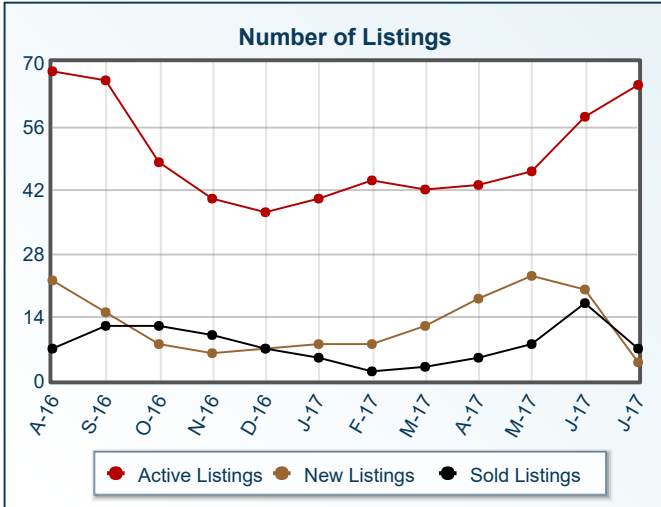


# Market Summary

Florence Residential, July 2017



<b>Summary Statistics</b>						
	<b>Jul-17</b>	<b>Jul-16</b>	<b>% Chg</b>	<b>2017 YTD</b>	<b>2016 YTD</b>	<b>% Chg</b>
Absorption Rate	7.5	8.45	-11.24	5.91	6.54	-9.63
Average List Price	\$568,390	\$527,837	7.68	\$482,125	\$431,669	11.69
Median List Price	\$359,900	\$391,500	-8.07	\$330,000	\$324,900	1.57
Average Sale Price	\$305,182	\$322,706	-5.43	\$313,615	\$289,241	8.43
Median Sale Price	\$290,000	\$274,200	5.76	\$290,775	\$269,950	7.71
Average CDOM	106	129	-17.83	138	125	10.40
Median CDOM	82	97	-15.46	93	78	19.23

<b>Sold Listings</b>	<b>This Month</b>			<b>Year to Date</b>			<b>Pending Listings</b>	<b>This Month</b>			<b>Year to Date</b>		
	<b>2017</b>	<b>2016</b>	<b>% Chg</b>	<b>2017</b>	<b>2016</b>	<b>% Chg</b>		<b>2017</b>	<b>2016</b>	<b>% Chg</b>	<b>2017</b>	<b>2016</b>	<b>% Chg</b>
	0-99,999	0	1	-100.0	0	2		-100.0	0-99,999	0	0	0.0	0
100,000-149,999	0	0	0.0	0	1	-100.0	100,000-149,999	0	0	0.0	0	4	-100.0
150,000-199,999	0	1	-100.0	2	4	-50.0	150,000-199,999	0	1	-100.0	2	8	-75.0
200,000-249,999	0	5	-100.0	3	11	-72.7	200,000-249,999	1	0	N/A	3	11	-72.7
250,000-299,999	5	2	150.0	22	14	57.1	250,000-299,999	2	2	0.0	25	23	8.7
300,000-349,999	1	2	-50.0	7	5	40.0	300,000-349,999	0	2	-100.0	9	13	-30.8
350,000-399,999	0	2	-100.0	6	6	0.0	350,000-399,999	2	1	100.0	7	10	-30.0
400,000-449,999	1	1	0.0	5	2	150.0	400,000-449,999	0	0	0.0	4	3	33.3
450,000-499,999	0	0	0.0	1	0	N/A	450,000-499,999	0	0	0.0	3	2	50.0
500,000-549,999	0	1	-100.0	1	2	-50.0	500,000-549,999	1	1	0.0	2	4	-50.0
550,000-599,999	0	0	0.0	0	0	0.0	550,000-599,999	0	0	0.0	1	1	0.0
600,000-649,999	0	0	0.0	0	0	0.0	600,000-649,999	0	0	0.0	0	0	0.0
650,000-699,999	0	0	0.0	0	0	0.0	650,000-699,999	0	0	0.0	0	0	0.0
700,000-749,999	0	0	0.0	0	0	0.0	700,000-749,999	0	0	0.0	0	0	0.0
750,000-799,999	0	0	0.0	0	0	0.0	750,000-799,999	0	0	0.0	0	0	0.0
800,000-849,999	0	1	-100.0	0	1	-100.0	800,000-849,999	0	0	0.0	0	0	0.0
850,000-899,999	0	0	0.0	0	0	0.0	850,000-899,999	0	1	-100.0	0	5	-100.0
900,000-949,999	0	0	0.0	0	0	0.0	900,000-949,999	0	0	0.0	0	0	0.0
950,000-999,999	0	0	0.0	0	0	0.0	950,000-999,999	0	0	0.0	0	1	-100.0
1,000,000-1,099,999	0	0	0.0	0	0	0.0	1,000,000-1,099,999	0	0	0.0	0	0	0.0
1,100,000-1,199,999	0	0	0.0	0	0	0.0	1,100,000-1,199,999	0	0	0.0	0	0	0.0
1,200,000-1,299,999	0	0	0.0	0	0	0.0	1,200,000-1,299,999	0	0	0.0	0	0	0.0
1,300,000-1,399,999	0	0	0.0	0	0	0.0	1,300,000-1,399,999	0	0	0.0	0	0	0.0
1,400,000-1,499,999	0	0	0.0	0	0	0.0	1,400,000-1,499,999	0	0	0.0	0	0	0.0
1,500,000-1,599,999	0	0	0.0	0	0	0.0	1,500,000-1,599,999	0	0	0.0	0	1	-100.0
1,600,000-1,699,999	0	0	0.0	0	0	0.0	1,600,000-1,699,999	0	0	0.0	0	0	0.0
1,700,000-1,799,999	0	0	0.0	0	0	0.0	1,700,000-1,799,999	0	0	0.0	0	0	0.0
1,800,000-1,899,999	0	0	0.0	0	0	0.0	1,800,000-1,899,999	0	0	0.0	0	0	0.0
1,900,000-1,999,999	0	0	0.0	0	0	0.0	1,900,000-1,999,999	0	0	0.0	0	1	-100.0
2,000,000-2,249,999	0	0	0.0	0	0	0.0	2,000,000-2,249,999	0	0	0.0	0	0	0.0
2,250,000-2,499,999	0	0	0.0	0	0	0.0	2,250,000-2,499,999	0	0	0.0	0	0	0.0
2,500,000-2,749,999	0	0	0.0	0	0	0.0	2,500,000-2,749,999	0	0	0.0	0	0	0.0
2,750,000-2,999,999	0	0	0.0	0	0	0.0	2,750,000-2,999,999	0	0	0.0	0	0	0.0
3,000,000-3,249,999	0	0	0.0	0	0	0.0	3,000,000-3,249,999	0	0	0.0	0	0	0.0
3,250,000-3,499,999	0	0	0.0	0	0	0.0	3,250,000-3,499,999	0	0	0.0	0	0	0.0
3,500,000-3,749,999	0	0	0.0	0	0	0.0	3,500,000-3,749,999	0	0	0.0	0	0	0.0
3,750,000-3,999,999	0	0	0.0	0	0	0.0	3,750,000-3,999,999	0	0	0.0	0	0	0.0
4,000,000-4,249,999	0	0	0.0	0	0	0.0	4,000,000-4,249,999	0	0	0.0	0	0	0.0
4,250,000-4,499,999	0	0	0.0	0	0	0.0	4,250,000-4,499,999	0	0	0.0	0	0	0.0
4,500,000-4,749,999	0	0	0.0	0	0	0.0	4,500,000-4,749,999	0	0	0.0	0	0	0.0
4,750,000-4,999,999	0	0	0.0	0	0	0.0	4,750,000-4,999,999	0	0	0.0	0	0	0.0
5,000,000+	0	0	0.0	0	0	0.0	5,000,000+	0	0	0.0	0	0	0.0
<b>Totals</b>	<b>7</b>	<b>16</b>	<b>-56.2</b>	<b>47</b>	<b>48</b>	<b>-2.1</b>	<b>Totals</b>	<b>6</b>	<b>8</b>	<b>-25.0</b>	<b>56</b>	<b>89</b>	<b>-37.1</b>

Active Listings	This Month			Year to Date			New Listings	This Month			Year to Date		
	2017	2016	% Chg	2017	2016	% Chg		2017	2016	% Chg	2017	2016	% Chg
	0-99,999	0	2	-100.0	1	6		-83.3	0-99,999	0	1	-100.0	0
100,000-149,999	2	1	100.0	2	3	-33.3	100,000-149,999	0	1	-100.0	2	3	-33.3
150,000-199,999	2	1	100.0	6	8	-25.0	150,000-199,999	0	2	-100.0	4	4	0.0
200,000-249,999	5	1	400.0	7	15	-53.3	200,000-249,999	1	1	0.0	7	12	-41.7
250,000-299,999	8	11	-27.3	35	37	-5.4	250,000-299,999	1	6	-83.3	27	30	-10.0
300,000-349,999	13	10	30.0	23	23	0.0	300,000-349,999	0	2	-100.0	14	14	0.0
350,000-399,999	6	10	-40.0	11	20	-45.0	350,000-399,999	1	1	0.0	8	16	-50.0
400,000-449,999	2	6	-66.7	9	11	-18.2	400,000-449,999	0	2	-100.0	6	7	-14.3
450,000-499,999	3	3	0.0	5	7	-28.6	450,000-499,999	0	1	-100.0	5	5	0.0
500,000-549,999	5	2	150.0	6	7	-14.3	500,000-549,999	0	1	-100.0	3	4	-25.0
550,000-599,999	3	2	50.0	6	5	20.0	550,000-599,999	0	1	-100.0	5	2	150.0
600,000-649,999	1	1	0.0	1	1	0.0	600,000-649,999	0	0	0.0	1	0	N/A
650,000-699,999	3	2	50.0	4	3	33.3	650,000-699,999	0	0	0.0	2	2	0.0
700,000-749,999	1	2	-50.0	1	2	-50.0	700,000-749,999	0	0	0.0	1	1	0.0
750,000-799,999	1	0	N/A	1	1	0.0	750,000-799,999	0	0	0.0	1	1	0.0
800,000-849,999	2	0	N/A	2	0	N/A	800,000-849,999	0	0	0.0	2	0	N/A
850,000-899,999	0	3	-100.0	0	7	-100.0	850,000-899,999	0	0	0.0	0	3	-100.0
900,000-949,999	1	0	N/A	1	0	N/A	900,000-949,999	1	0	N/A	1	0	N/A
950,000-999,999	0	1	-100.0	1	2	-50.0	950,000-999,999	0	0	0.0	0	0	0.0
1,000,000-1,099,999	0	0	0.0	0	0	0.0	1,000,000-1,099,999	0	0	0.0	0	0	0.0
1,100,000-1,199,999	0	0	0.0	0	0	0.0	1,100,000-1,199,999	0	0	0.0	0	0	0.0
1,200,000-1,299,999	2	0	N/A	2	0	N/A	1,200,000-1,299,999	0	0	0.0	1	0	N/A
1,300,000-1,399,999	0	0	0.0	0	0	0.0	1,300,000-1,399,999	0	0	0.0	0	0	0.0
1,400,000-1,499,999	1	1	0.0	1	1	0.0	1,400,000-1,499,999	0	0	0.0	0	0	0.0
1,500,000-1,599,999	0	0	0.0	0	1	-100.0	1,500,000-1,599,999	0	0	0.0	0	0	0.0
1,600,000-1,699,999	0	0	0.0	0	0	0.0	1,600,000-1,699,999	0	0	0.0	0	0	0.0
1,700,000-1,799,999	0	0	0.0	0	0	0.0	1,700,000-1,799,999	0	0	0.0	0	0	0.0
1,800,000-1,899,999	0	0	0.0	0	0	0.0	1,800,000-1,899,999	0	0	0.0	0	0	0.0
1,900,000-1,999,999	2	1	100.0	3	2	50.0	1,900,000-1,999,999	0	0	0.0	2	0	N/A
2,000,000-2,249,999	0	0	0.0	0	0	0.0	2,000,000-2,249,999	0	0	0.0	0	0	0.0
2,250,000-2,499,999	1	1	0.0	2	1	100.0	2,250,000-2,499,999	0	0	0.0	1	1	0.0
2,500,000-2,749,999	0	0	0.0	0	0	0.0	2,500,000-2,749,999	0	0	0.0	0	0	0.0
2,750,000-2,999,999	1	1	0.0	1	1	0.0	2,750,000-2,999,999	0	0	0.0	0	0	0.0
3,000,000-3,249,999	0	0	0.0	0	0	0.0	3,000,000-3,249,999	0	0	0.0	0	0	0.0
3,250,000-3,499,999	0	0	0.0	0	0	0.0	3,250,000-3,499,999	0	0	0.0	0	0	0.0
3,500,000-3,749,999	0	0	0.0	0	0	0.0	3,500,000-3,749,999	0	0	0.0	0	0	0.0
3,750,000-3,999,999	0	0	0.0	0	0	0.0	3,750,000-3,999,999	0	0	0.0	0	0	0.0
4,000,000-4,249,999	0	0	0.0	0	0	0.0	4,000,000-4,249,999	0	0	0.0	0	0	0.0
4,250,000-4,499,999	0	0	0.0	0	0	0.0	4,250,000-4,499,999	0	0	0.0	0	0	0.0
4,500,000-4,749,999	0	0	0.0	0	0	0.0	4,500,000-4,749,999	0	0	0.0	0	0	0.0
4,750,000-4,999,999	0	0	0.0	0	0	0.0	4,750,000-4,999,999	0	0	0.0	0	0	0.0
5,000,000+	0	0	0.0	0	0	0.0	5,000,000+	0	0	0.0	0	0	0.0
Totals	65	62	4.8	131	164	-20.1	Totals	4	19	-78.9	93	109	-14.7

All information is subject to change, is deemed reliable but is not guaranteed, and should be independently verified. The information being provided is for consumers' personal, non-commercial use and may not be used for any other purpose other than to identify prospective properties consumers may be interested in purchasing. © 2017 Montana Regional MLS, LLC and FBS. All Rights Reserved. Prepared by Rhiannon Coburn on Saturday, August 05, 2017 8:13 AM.