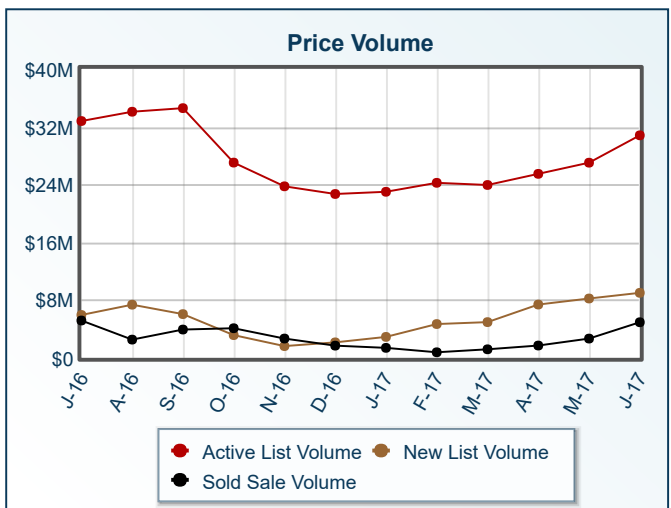
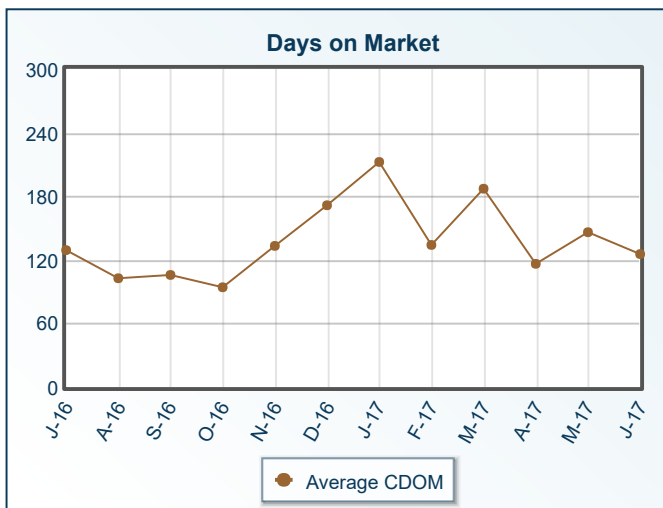
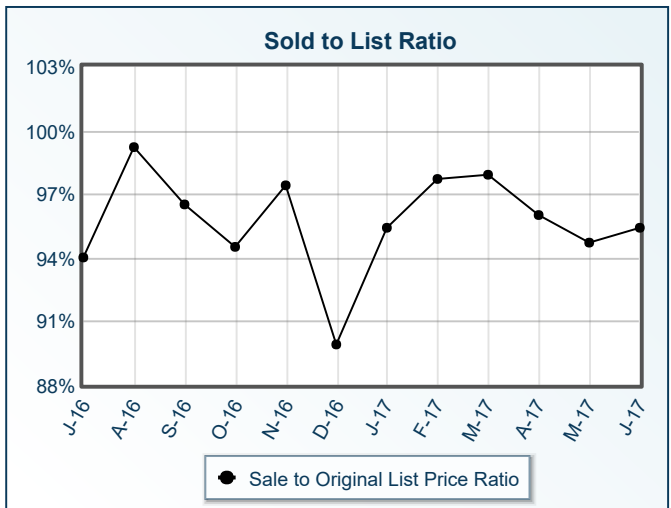
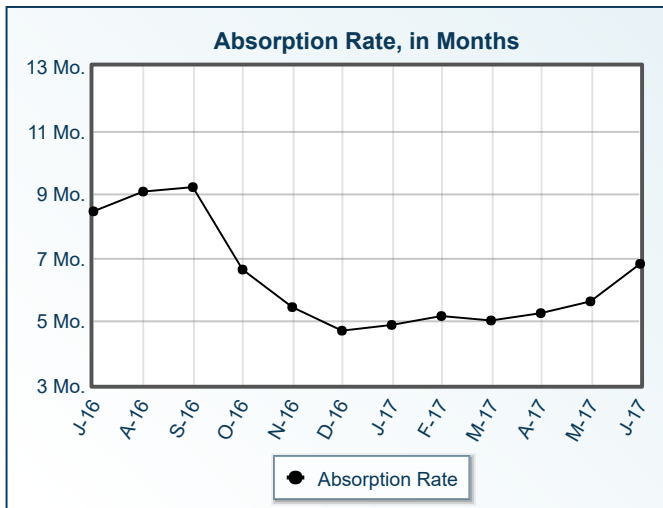
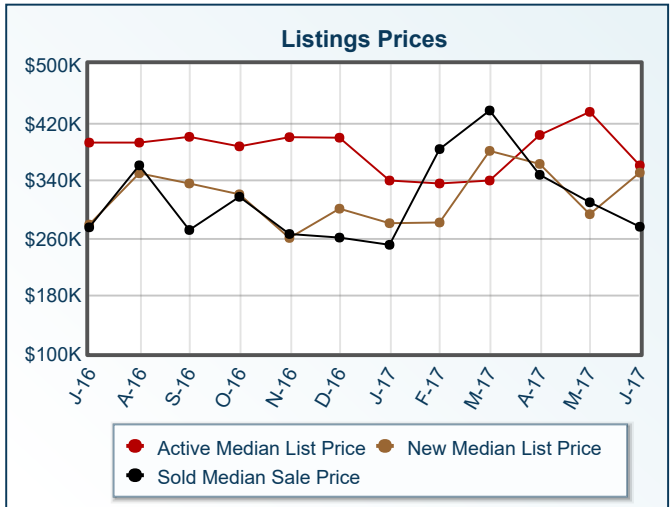
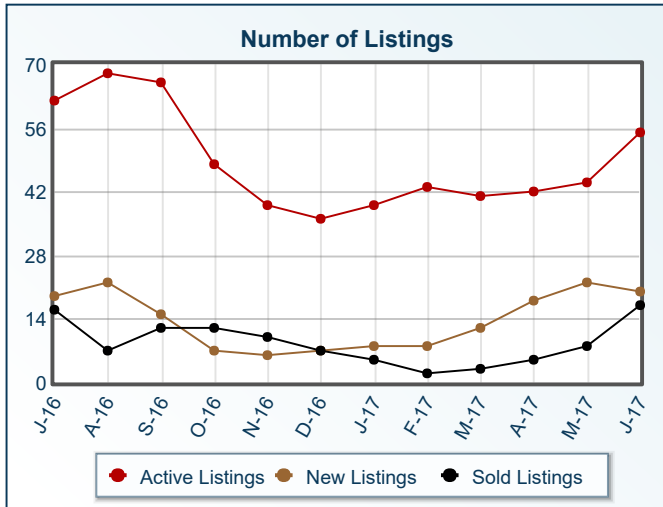


Market Summary

Florence Residential, June 2017



Summary Statistics						
	Jun-17	Jun-16	% Chg	2017 YTD	2016 YTD	% Chg
Absorption Rate	6.8	7.36	-7.61	5.45	6.22	-12.38
Average List Price	\$559,926	\$567,176	-1.28	\$473,976	\$447,678	5.87
Median List Price	\$359,900	\$399,900	-10.00	\$330,000	\$326,000	1.23
Average Sale Price	\$289,572	\$256,190	13.03	\$315,091	\$272,508	15.63
Median Sale Price	\$275,000	\$265,950	3.40	\$295,950	\$267,450	10.66
Average CDOM	125	90	38.89	144	123	17.07
Median CDOM	88	68	29.41	94	73	28.77

Sold Listings	This Month			Year to Date			Pending Listings	This Month			Year to Date		
	2017	2016	% Chg	2017	2016	% Chg		2017	2016	% Chg	2017	2016	% Chg
	0-99,999	0	0	0.0	0	1		-100.0	0-99,999	0	0	0.0	0
100,000-149,999	0	1	-100.0	0	1	-100.0	100,000-149,999	0	0	0.0	0	4	-100.0
150,000-199,999	1	0	N/A	2	3	-33.3	150,000-199,999	1	0	N/A	2	7	-71.4
200,000-249,999	2	2	0.0	3	6	-50.0	200,000-249,999	1	3	-66.7	3	11	-72.7
250,000-299,999	9	6	50.0	17	12	41.7	250,000-299,999	7	2	250.0	24	21	14.3
300,000-349,999	2	0	N/A	6	3	100.0	300,000-349,999	2	2	0.0	9	11	-18.2
350,000-399,999	1	1	0.0	6	4	50.0	350,000-399,999	0	1	-100.0	5	9	-44.4
400,000-449,999	2	0	N/A	4	1	300.0	400,000-449,999	2	1	100.0	4	3	33.3
450,000-499,999	0	0	0.0	1	0	N/A	450,000-499,999	1	0	N/A	3	2	50.0
500,000-549,999	0	0	0.0	1	1	0.0	500,000-549,999	0	0	0.0	1	3	-66.7
550,000-599,999	0	0	0.0	0	0	0.0	550,000-599,999	0	0	0.0	1	1	0.0
600,000-649,999	0	0	0.0	0	0	0.0	600,000-649,999	0	0	0.0	0	0	0.0
650,000-699,999	0	0	0.0	0	0	0.0	650,000-699,999	0	0	0.0	0	0	0.0
700,000-749,999	0	0	0.0	0	0	0.0	700,000-749,999	0	0	0.0	0	0	0.0
750,000-799,999	0	0	0.0	0	0	0.0	750,000-799,999	0	0	0.0	0	0	0.0
800,000-849,999	0	0	0.0	0	0	0.0	800,000-849,999	0	0	0.0	0	0	0.0
850,000-899,999	0	0	0.0	0	0	0.0	850,000-899,999	0	1	-100.0	0	4	-100.0
900,000-949,999	0	0	0.0	0	0	0.0	900,000-949,999	0	0	0.0	0	0	0.0
950,000-999,999	0	0	0.0	0	0	0.0	950,000-999,999	0	0	0.0	0	1	-100.0
1,000,000-1,099,999	0	0	0.0	0	0	0.0	1,000,000-1,099,999	0	0	0.0	0	0	0.0
1,100,000-1,199,999	0	0	0.0	0	0	0.0	1,100,000-1,199,999	0	0	0.0	0	0	0.0
1,200,000-1,299,999	0	0	0.0	0	0	0.0	1,200,000-1,299,999	0	0	0.0	0	0	0.0
1,300,000-1,399,999	0	0	0.0	0	0	0.0	1,300,000-1,399,999	0	0	0.0	0	0	0.0
1,400,000-1,499,999	0	0	0.0	0	0	0.0	1,400,000-1,499,999	0	0	0.0	0	0	0.0
1,500,000-1,599,999	0	0	0.0	0	0	0.0	1,500,000-1,599,999	0	0	0.0	0	1	-100.0
1,600,000-1,699,999	0	0	0.0	0	0	0.0	1,600,000-1,699,999	0	0	0.0	0	0	0.0
1,700,000-1,799,999	0	0	0.0	0	0	0.0	1,700,000-1,799,999	0	0	0.0	0	0	0.0
1,800,000-1,899,999	0	0	0.0	0	0	0.0	1,800,000-1,899,999	0	0	0.0	0	0	0.0
1,900,000-1,999,999	0	0	0.0	0	0	0.0	1,900,000-1,999,999	0	0	0.0	0	1	-100.0
2,000,000-2,249,999	0	0	0.0	0	0	0.0	2,000,000-2,249,999	0	0	0.0	0	0	0.0
2,250,000-2,499,999	0	0	0.0	0	0	0.0	2,250,000-2,499,999	0	0	0.0	0	0	0.0
2,500,000-2,749,999	0	0	0.0	0	0	0.0	2,500,000-2,749,999	0	0	0.0	0	0	0.0
2,750,000-2,999,999	0	0	0.0	0	0	0.0	2,750,000-2,999,999	0	0	0.0	0	0	0.0
3,000,000-3,249,999	0	0	0.0	0	0	0.0	3,000,000-3,249,999	0	0	0.0	0	0	0.0
3,250,000-3,499,999	0	0	0.0	0	0	0.0	3,250,000-3,499,999	0	0	0.0	0	0	0.0
3,500,000-3,749,999	0	0	0.0	0	0	0.0	3,500,000-3,749,999	0	0	0.0	0	0	0.0
3,750,000-3,999,999	0	0	0.0	0	0	0.0	3,750,000-3,999,999	0	0	0.0	0	0	0.0
4,000,000-4,249,999	0	0	0.0	0	0	0.0	4,000,000-4,249,999	0	0	0.0	0	0	0.0
4,250,000-4,499,999	0	0	0.0	0	0	0.0	4,250,000-4,499,999	0	0	0.0	0	0	0.0
4,500,000-4,749,999	0	0	0.0	0	0	0.0	4,500,000-4,749,999	0	0	0.0	0	0	0.0
4,750,000-4,999,999	0	0	0.0	0	0	0.0	4,750,000-4,999,999	0	0	0.0	0	0	0.0
5,000,000+	0	0	0.0	0	0	0.0	5,000,000+	0	0	0.0	0	0	0.0
Totals	17	10	70.0	40	32	25.0	Totals	14	10	40.0	52	81	-35.8

Active Listings	This Month			Year to Date			New Listings	This Month			Year to Date		
	2017	2016	% Chg	2017	2016	% Chg		2017	2016	% Chg	2017	2016	% Chg
	0-99,999	0	1	-100.0	1	5		-80.0	0-99,999	0	0	0.0	0
100,000-149,999	2	0	N/A	2	2	0.0	100,000-149,999	1	1	0.0	2	2	0.0
150,000-199,999	3	0	N/A	6	6	0.0	150,000-199,999	0	0	0.0	4	2	100.0
200,000-249,999	2	1	100.0	5	14	-64.3	200,000-249,999	1	2	-50.0	5	11	-54.5
250,000-299,999	6	7	-14.3	35	31	12.9	250,000-299,999	4	5	-20.0	27	24	12.5
300,000-349,999	12	9	33.3	22	21	4.8	300,000-349,999	4	4	0.0	14	12	16.7
350,000-399,999	5	10	-50.0	10	19	-47.4	350,000-399,999	1	2	-50.0	7	15	-53.3
400,000-449,999	2	5	-60.0	9	9	0.0	400,000-449,999	2	0	N/A	6	5	20.0
450,000-499,999	3	4	-25.0	5	6	-16.7	450,000-499,999	1	1	0.0	5	4	25.0
500,000-549,999	4	2	100.0	5	5	0.0	500,000-549,999	1	0	N/A	3	2	50.0
550,000-599,999	4	3	33.3	7	5	40.0	550,000-599,999	1	0	N/A	5	2	150.0
600,000-649,999	0	1	-100.0	0	1	-100.0	600,000-649,999	0	0	0.0	0	0	0.0
650,000-699,999	3	2	50.0	5	3	66.7	650,000-699,999	1	1	0.0	3	2	50.0
700,000-749,999	0	2	-100.0	0	2	-100.0	700,000-749,999	0	0	0.0	0	1	-100.0
750,000-799,999	1	0	N/A	1	1	0.0	750,000-799,999	1	0	N/A	1	1	0.0
800,000-849,999	2	0	N/A	3	0	N/A	800,000-849,999	1	0	N/A	3	0	N/A
850,000-899,999	0	2	-100.0	0	7	-100.0	850,000-899,999	0	1	-100.0	0	3	-100.0
900,000-949,999	0	0	0.0	0	0	0.0	900,000-949,999	0	0	0.0	0	0	0.0
950,000-999,999	1	1	0.0	1	2	-50.0	950,000-999,999	0	0	0.0	0	0	0.0
1,000,000-1,099,999	0	0	0.0	0	0	0.0	1,000,000-1,099,999	0	0	0.0	0	0	0.0
1,100,000-1,199,999	0	0	0.0	0	0	0.0	1,100,000-1,199,999	0	0	0.0	0	0	0.0
1,200,000-1,299,999	1	0	N/A	2	0	N/A	1,200,000-1,299,999	1	0	N/A	1	0	N/A
1,300,000-1,399,999	0	0	0.0	0	0	0.0	1,300,000-1,399,999	0	0	0.0	0	0	0.0
1,400,000-1,499,999	1	1	0.0	1	1	0.0	1,400,000-1,499,999	0	0	0.0	0	0	0.0
1,500,000-1,599,999	0	0	0.0	0	1	-100.0	1,500,000-1,599,999	0	0	0.0	0	0	0.0
1,600,000-1,699,999	0	0	0.0	0	0	0.0	1,600,000-1,699,999	0	0	0.0	0	0	0.0
1,700,000-1,799,999	0	0	0.0	0	0	0.0	1,700,000-1,799,999	0	0	0.0	0	0	0.0
1,800,000-1,899,999	0	0	0.0	0	0	0.0	1,800,000-1,899,999	0	0	0.0	0	0	0.0
1,900,000-1,999,999	1	1	0.0	2	2	0.0	1,900,000-1,999,999	0	0	0.0	1	0	N/A
2,000,000-2,249,999	0	0	0.0	0	0	0.0	2,000,000-2,249,999	0	0	0.0	0	0	0.0
2,250,000-2,499,999	1	1	0.0	2	1	100.0	2,250,000-2,499,999	0	1	-100.0	1	1	0.0
2,500,000-2,749,999	0	0	0.0	0	0	0.0	2,500,000-2,749,999	0	0	0.0	0	0	0.0
2,750,000-2,999,999	1	1	0.0	1	1	0.0	2,750,000-2,999,999	0	0	0.0	0	0	0.0
3,000,000-3,249,999	0	0	0.0	0	0	0.0	3,000,000-3,249,999	0	0	0.0	0	0	0.0
3,250,000-3,499,999	0	0	0.0	0	0	0.0	3,250,000-3,499,999	0	0	0.0	0	0	0.0
3,500,000-3,749,999	0	0	0.0	0	0	0.0	3,500,000-3,749,999	0	0	0.0	0	0	0.0
3,750,000-3,999,999	0	0	0.0	0	0	0.0	3,750,000-3,999,999	0	0	0.0	0	0	0.0
4,000,000-4,249,999	0	0	0.0	0	0	0.0	4,000,000-4,249,999	0	0	0.0	0	0	0.0
4,250,000-4,499,999	0	0	0.0	0	0	0.0	4,250,000-4,499,999	0	0	0.0	0	0	0.0
4,500,000-4,749,999	0	0	0.0	0	0	0.0	4,500,000-4,749,999	0	0	0.0	0	0	0.0
4,750,000-4,999,999	0	0	0.0	0	0	0.0	4,750,000-4,999,999	0	0	0.0	0	0	0.0
5,000,000+	0	0	0.0	0	0	0.0	5,000,000+	0	0	0.0	0	0	0.0
Totals	55	54	1.9	125	145	-13.8	Totals	20	18	11.1	88	90	-2.2

All information is subject to change, is deemed reliable but is not guaranteed, and should be independently verified. The information being provided is for consumers' personal, non-commercial use and may not be used for any other purpose other than to identify prospective properties consumers may be interested in purchasing. © 2017 Montana Regional MLS, LLC and FBS. All Rights Reserved. Prepared by Rhiannon Coburn on Monday, July 10, 2017 11:51 AM.