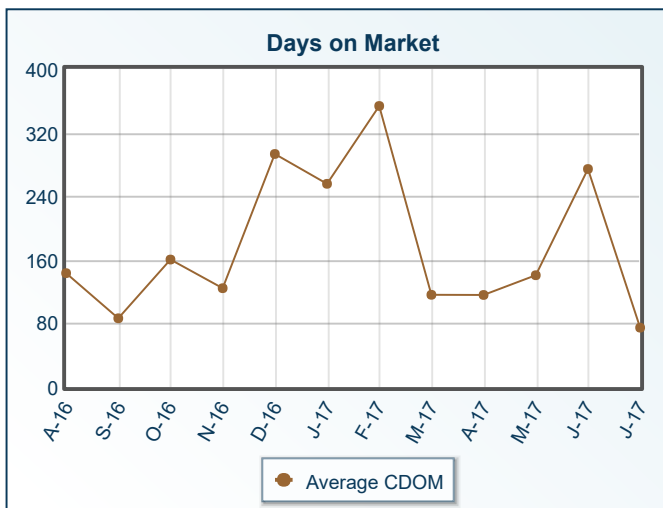
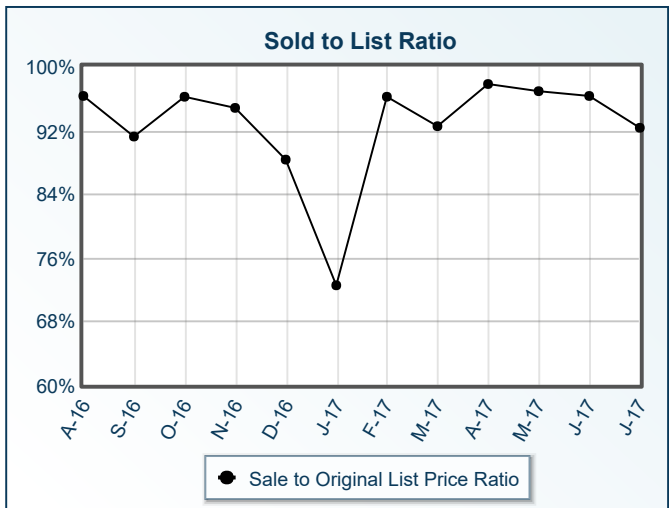
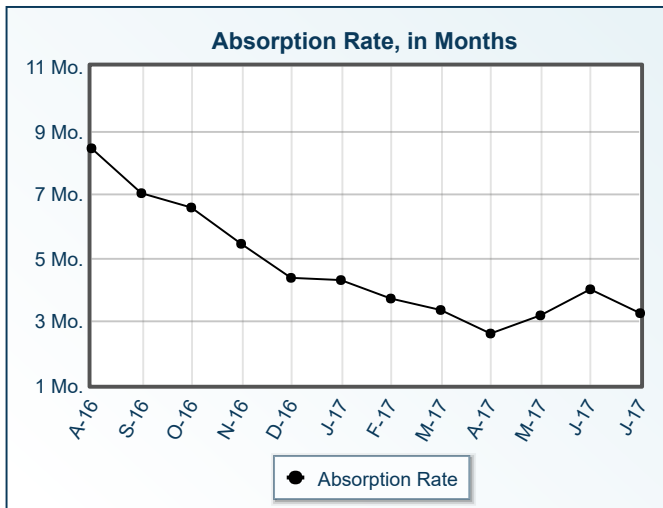
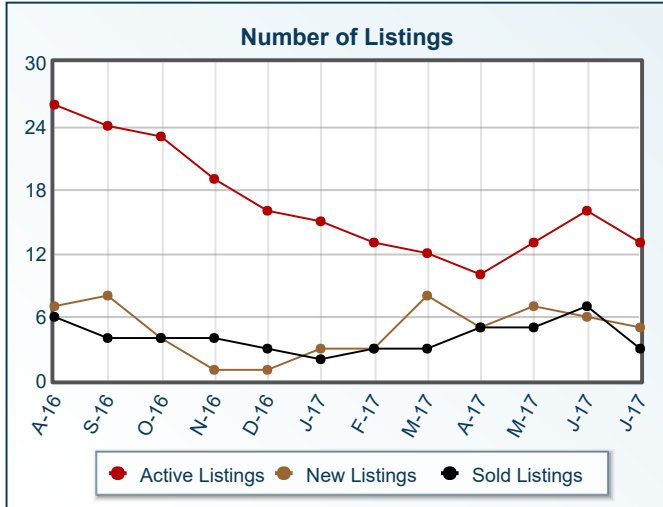


Market Summary

Frenchtown Residential, July 2017



Summary Statistics						
	Jul-17	Jul-16	% Chg	2017 YTD	2016 YTD	% Chg
Absorption Rate	3.25	9.3	-65.05	3.48	10.34	-66.34
Average List Price	\$503,508	\$369,339	36.33	\$411,033	\$364,536	12.76
Median List Price	\$429,900	\$319,000	34.76	\$334,900	\$319,000	4.98
Average Sale Price	\$233,333	\$251,750	-7.32	\$319,874	\$322,969	-0.96
Median Sale Price	\$265,000	\$251,750	5.26	\$320,725	\$310,000	3.46
Average CDOM	74	204	-63.73	190	159	19.50
Median CDOM	58	204	-71.57	87	127	-31.50

Sold Listings	This Month			Year to Date			Pending Listings	This Month			Year to Date		
	2017	2016	% Chg	2017	2016	% Chg		2017	2016	% Chg	2017	2016	% Chg
	0-99,999	0	0	0.0	1	0		N/A	0-99,999	0	0	0.0	0
100,000-149,999	0	0	0.0	1	1	0.0	100,000-149,999	0	0	0.0	1	1	0.0
150,000-199,999	1	1	0.0	2	2	0.0	150,000-199,999	1	0	N/A	3	2	50.0
200,000-249,999	0	0	0.0	0	1	-100.0	200,000-249,999	0	1	-100.0	0	4	-100.0
250,000-299,999	2	0	N/A	6	5	20.0	250,000-299,999	1	1	0.0	8	9	-11.1
300,000-349,999	0	1	-100.0	7	3	133.3	300,000-349,999	0	1	-100.0	7	6	16.7
350,000-399,999	0	0	0.0	6	5	20.0	350,000-399,999	0	0	0.0	3	6	-50.0
400,000-449,999	0	0	0.0	2	2	0.0	400,000-449,999	2	0	N/A	5	7	-28.6
450,000-499,999	0	0	0.0	1	1	0.0	450,000-499,999	0	0	0.0	1	3	-66.7
500,000-549,999	0	0	0.0	1	1	0.0	500,000-549,999	2	0	N/A	3	0	N/A
550,000-599,999	0	0	0.0	1	0	N/A	550,000-599,999	0	0	0.0	1	1	0.0
600,000-649,999	0	0	0.0	0	0	0.0	600,000-649,999	0	0	0.0	0	0	0.0
650,000-699,999	0	0	0.0	0	0	0.0	650,000-699,999	0	0	0.0	0	1	-100.0
700,000-749,999	0	0	0.0	0	0	0.0	700,000-749,999	0	0	0.0	0	0	0.0
750,000-799,999	0	0	0.0	0	0	0.0	750,000-799,999	0	0	0.0	0	0	0.0
800,000-849,999	0	0	0.0	0	0	0.0	800,000-849,999	0	0	0.0	0	0	0.0
850,000-899,999	0	0	0.0	0	0	0.0	850,000-899,999	0	0	0.0	0	0	0.0
900,000-949,999	0	0	0.0	0	0	0.0	900,000-949,999	1	0	N/A	1	0	N/A
950,000-999,999	0	0	0.0	0	0	0.0	950,000-999,999	0	0	0.0	0	0	0.0
1,000,000-1,099,999	0	0	0.0	0	0	0.0	1,000,000-1,099,999	0	0	0.0	0	0	0.0
1,100,000-1,199,999	0	0	0.0	0	0	0.0	1,100,000-1,199,999	0	0	0.0	0	0	0.0
1,200,000-1,299,999	0	0	0.0	0	0	0.0	1,200,000-1,299,999	0	0	0.0	0	1	-100.0
1,300,000-1,399,999	0	0	0.0	0	0	0.0	1,300,000-1,399,999	0	0	0.0	0	0	0.0
1,400,000-1,499,999	0	0	0.0	0	0	0.0	1,400,000-1,499,999	0	0	0.0	0	0	0.0
1,500,000-1,599,999	0	0	0.0	0	0	0.0	1,500,000-1,599,999	0	0	0.0	0	0	0.0
1,600,000-1,699,999	0	0	0.0	0	0	0.0	1,600,000-1,699,999	0	0	0.0	0	0	0.0
1,700,000-1,799,999	0	0	0.0	0	0	0.0	1,700,000-1,799,999	0	0	0.0	0	0	0.0
1,800,000-1,899,999	0	0	0.0	0	0	0.0	1,800,000-1,899,999	0	0	0.0	0	0	0.0
1,900,000-1,999,999	0	0	0.0	0	0	0.0	1,900,000-1,999,999	0	0	0.0	0	0	0.0
2,000,000-2,249,999	0	0	0.0	0	0	0.0	2,000,000-2,249,999	0	0	0.0	0	0	0.0
2,250,000-2,499,999	0	0	0.0	0	0	0.0	2,250,000-2,499,999	0	0	0.0	0	0	0.0
2,500,000-2,749,999	0	0	0.0	0	0	0.0	2,500,000-2,749,999	0	0	0.0	0	0	0.0
2,750,000-2,999,999	0	0	0.0	0	0	0.0	2,750,000-2,999,999	0	0	0.0	0	0	0.0
3,000,000-3,249,999	0	0	0.0	0	0	0.0	3,000,000-3,249,999	0	0	0.0	0	0	0.0
3,250,000-3,499,999	0	0	0.0	0	0	0.0	3,250,000-3,499,999	0	0	0.0	0	0	0.0
3,500,000-3,749,999	0	0	0.0	0	0	0.0	3,500,000-3,749,999	0	0	0.0	0	0	0.0
3,750,000-3,999,999	0	0	0.0	0	0	0.0	3,750,000-3,999,999	0	0	0.0	0	0	0.0
4,000,000-4,249,999	0	0	0.0	0	0	0.0	4,000,000-4,249,999	0	0	0.0	0	0	0.0
4,250,000-4,499,999	0	0	0.0	0	0	0.0	4,250,000-4,499,999	0	0	0.0	0	0	0.0
4,500,000-4,749,999	0	0	0.0	0	0	0.0	4,500,000-4,749,999	0	0	0.0	0	0	0.0
4,750,000-4,999,999	0	0	0.0	0	0	0.0	4,750,000-4,999,999	0	0	0.0	0	0	0.0
5,000,000+	0	0	0.0	0	0	0.0	5,000,000+	0	0	0.0	0	0	0.0
Totals	3	2	50.0	28	21	33.3	Totals	7	3	133.3	33	41	-19.5

Active Listings	This Month			Year to Date			New Listings	This Month			Year to Date		
	2017	2016	% Chg	2017	2016	% Chg		2017	2016	% Chg	2017	2016	% Chg
	0-99,999	0	0	0.0	0	0		0.0	0-99,999	0	0	0.0	0
100,000-149,999	0	1	-100.0	1	2	-50.0	100,000-149,999	0	0	0.0	1	2	-50.0
150,000-199,999	1	1	0.0	4	2	100.0	150,000-199,999	1	0	N/A	4	1	300.0
200,000-249,999	1	4	-75.0	1	6	-83.3	200,000-249,999	0	1	-100.0	1	6	-83.3
250,000-299,999	1	9	-88.9	12	25	-52.0	250,000-299,999	0	2	-100.0	7	20	-65.0
300,000-349,999	0	5	-100.0	8	12	-33.3	300,000-349,999	1	0	N/A	6	6	0.0
350,000-399,999	3	6	-50.0	6	12	-50.0	350,000-399,999	0	0	0.0	5	6	-16.7
400,000-449,999	1	1	0.0	7	7	0.0	400,000-449,999	1	0	N/A	6	3	100.0
450,000-499,999	2	0	N/A	3	4	-25.0	450,000-499,999	1	1	0.0	2	3	-33.3
500,000-549,999	1	0	N/A	3	0	N/A	500,000-549,999	0	0	0.0	3	0	N/A
550,000-599,999	1	2	-50.0	2	3	-33.3	550,000-599,999	0	0	0.0	1	1	0.0
600,000-649,999	0	0	0.0	0	0	0.0	600,000-649,999	0	0	0.0	0	0	0.0
650,000-699,999	0	0	0.0	0	1	-100.0	650,000-699,999	0	0	0.0	0	0	0.0
700,000-749,999	0	0	0.0	0	0	0.0	700,000-749,999	0	0	0.0	0	0	0.0
750,000-799,999	0	0	0.0	0	0	0.0	750,000-799,999	0	0	0.0	0	0	0.0
800,000-849,999	0	0	0.0	0	0	0.0	800,000-849,999	0	0	0.0	0	0	0.0
850,000-899,999	0	0	0.0	0	0	0.0	850,000-899,999	0	0	0.0	0	0	0.0
900,000-949,999	0	0	0.0	1	0	N/A	900,000-949,999	1	0	N/A	1	0	N/A
950,000-999,999	1	0	N/A	1	0	N/A	950,000-999,999	0	0	0.0	0	0	0.0
1,000,000-1,099,999	0	1	-100.0	0	1	-100.0	1,000,000-1,099,999	0	0	0.0	0	1	-100.0
1,100,000-1,199,999	0	0	0.0	0	0	0.0	1,100,000-1,199,999	0	0	0.0	0	0	0.0
1,200,000-1,299,999	1	1	0.0	1	2	-50.0	1,200,000-1,299,999	0	0	0.0	0	1	-100.0
1,300,000-1,399,999	0	0	0.0	1	0	N/A	1,300,000-1,399,999	0	0	0.0	0	0	0.0
1,400,000-1,499,999	0	0	0.0	0	0	0.0	1,400,000-1,499,999	0	0	0.0	0	0	0.0
1,500,000-1,599,999	0	0	0.0	0	0	0.0	1,500,000-1,599,999	0	0	0.0	0	0	0.0
1,600,000-1,699,999	0	0	0.0	0	0	0.0	1,600,000-1,699,999	0	0	0.0	0	0	0.0
1,700,000-1,799,999	0	0	0.0	0	0	0.0	1,700,000-1,799,999	0	0	0.0	0	0	0.0
1,800,000-1,899,999	0	0	0.0	0	0	0.0	1,800,000-1,899,999	0	0	0.0	0	0	0.0
1,900,000-1,999,999	0	0	0.0	0	0	0.0	1,900,000-1,999,999	0	0	0.0	0	0	0.0
2,000,000-2,249,999	0	0	0.0	0	0	0.0	2,000,000-2,249,999	0	0	0.0	0	0	0.0
2,250,000-2,499,999	0	0	0.0	0	0	0.0	2,250,000-2,499,999	0	0	0.0	0	0	0.0
2,500,000-2,749,999	0	0	0.0	0	0	0.0	2,500,000-2,749,999	0	0	0.0	0	0	0.0
2,750,000-2,999,999	0	0	0.0	0	0	0.0	2,750,000-2,999,999	0	0	0.0	0	0	0.0
3,000,000-3,249,999	0	0	0.0	0	0	0.0	3,000,000-3,249,999	0	0	0.0	0	0	0.0
3,250,000-3,499,999	0	0	0.0	0	0	0.0	3,250,000-3,499,999	0	0	0.0	0	0	0.0
3,500,000-3,749,999	0	0	0.0	0	0	0.0	3,500,000-3,749,999	0	0	0.0	0	0	0.0
3,750,000-3,999,999	0	0	0.0	0	0	0.0	3,750,000-3,999,999	0	0	0.0	0	0	0.0
4,000,000-4,249,999	0	0	0.0	0	0	0.0	4,000,000-4,249,999	0	0	0.0	0	0	0.0
4,250,000-4,499,999	0	0	0.0	0	0	0.0	4,250,000-4,499,999	0	0	0.0	0	0	0.0
4,500,000-4,749,999	0	0	0.0	0	0	0.0	4,500,000-4,749,999	0	0	0.0	0	0	0.0
4,750,000-4,999,999	0	0	0.0	0	0	0.0	4,750,000-4,999,999	0	0	0.0	0	0	0.0
5,000,000+	0	0	0.0	0	0	0.0	5,000,000+	0	0	0.0	0	0	0.0
Totals	13	31	-58.1	51	77	-33.8	Totals	5	4	25.0	37	50	-26.0

All information is subject to change, is deemed reliable but is not guaranteed, and should be independently verified. The information being provided is for consumers' personal, non-commercial use and may not be used for any other purpose other than to identify prospective properties consumers may be interested in purchasing. © 2017 Montana Regional MLS, LLC and FBS. All Rights Reserved. Prepared by Rhiannon Coburn on Saturday, August 05, 2017 8:16 AM.