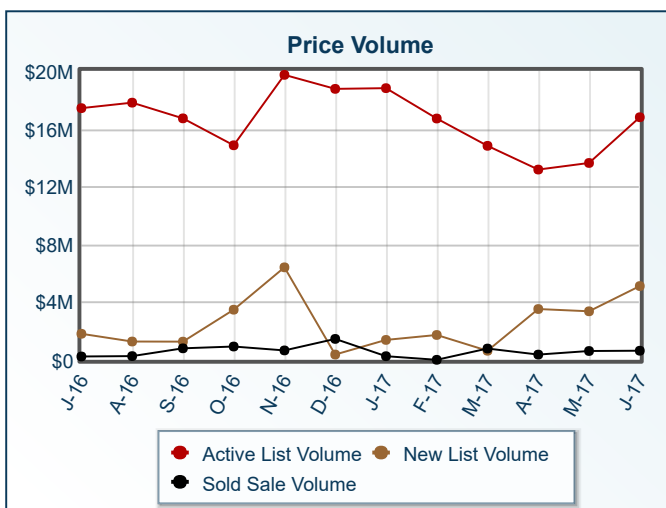
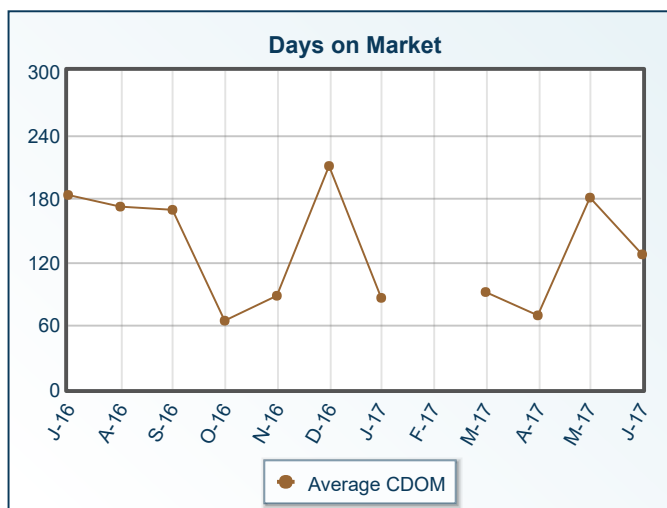
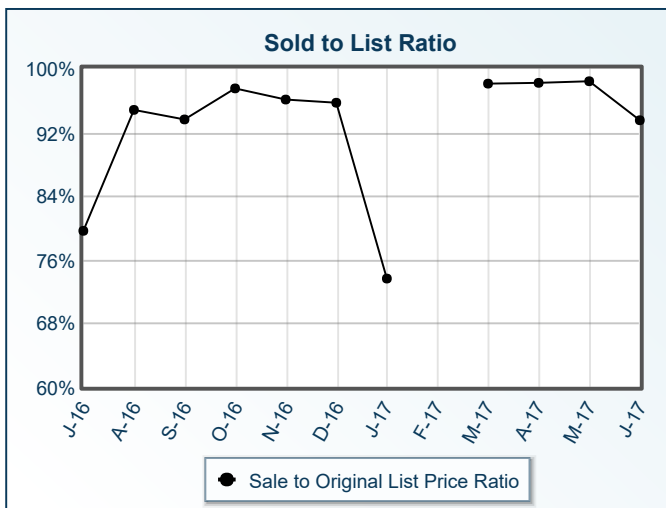
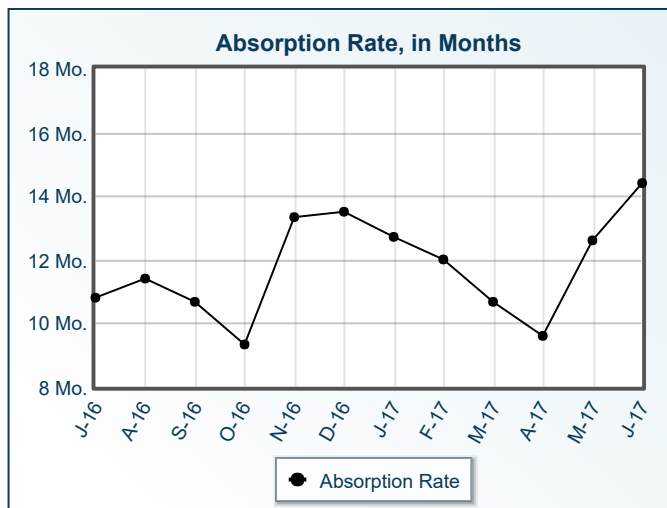
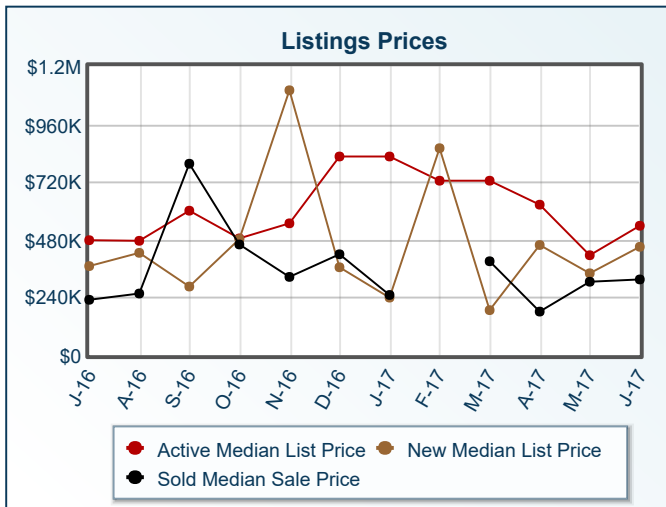
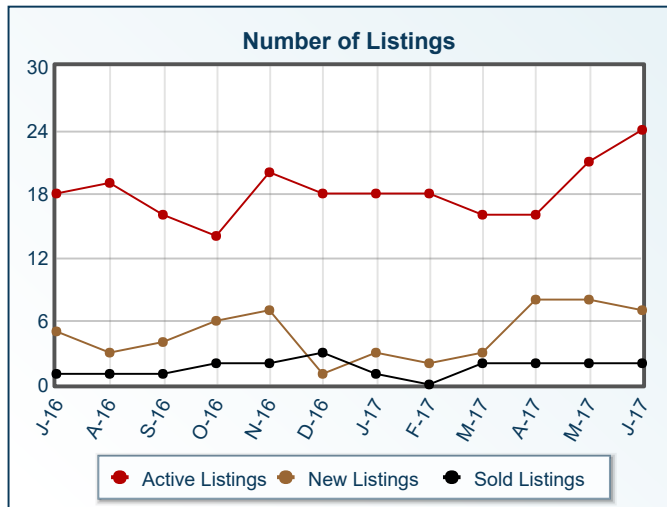


# Market Summary

Huson Residential, June 2017



<b>Summary Statistics</b>						
	<b>Jun-17</b>	<b>Jun-16</b>	<b>% Chg</b>	<b>2017 YTD</b>	<b>2016 YTD</b>	<b>% Chg</b>
Absorption Rate	14.4	8.16	76.47	12	9.06	32.45
Average List Price	\$699,544	\$1,011,912	-30.87	\$704,119	\$703,056	0.15
Median List Price	\$537,450	\$479,900	11.99	\$415,000	\$449,900	-7.76
Average Sale Price	\$314,500	\$254,000	23.82	\$292,311	\$242,629	20.48
Median Sale Price	\$314,500	\$252,000	24.80	\$294,000	\$247,000	19.03
Average CDOM	127	372	-65.86	113	285	-60.35
Median CDOM	127	211	-39.81	84	211	-60.19

<b>Sold Listings</b>	<b>This Month</b>			<b>Year to Date</b>		
	<b>2017</b>	<b>2016</b>	<b>% Chg</b>	<b>2017</b>	<b>2016</b>	<b>% Chg</b>
	0-99,999	0	0	0.0	0	0
100,000-149,999	0	0	0.0	1	1	0.0
150,000-199,999	0	0	0.0	0	0	0.0
200,000-249,999	0	1	-100.0	1	3	-66.7
250,000-299,999	1	1	0.0	4	1	300.0
300,000-349,999	1	1	0.0	2	1	100.0
350,000-399,999	0	0	0.0	0	1	-100.0
400,000-449,999	0	0	0.0	0	0	0.0
450,000-499,999	0	0	0.0	0	0	0.0
500,000-549,999	0	0	0.0	1	0	N/A
550,000-599,999	0	0	0.0	0	0	0.0
600,000-649,999	0	0	0.0	0	0	0.0
650,000-699,999	0	0	0.0	0	0	0.0
700,000-749,999	0	0	0.0	0	0	0.0
750,000-799,999	0	0	0.0	0	0	0.0
800,000-849,999	0	0	0.0	0	0	0.0
850,000-899,999	0	0	0.0	0	0	0.0
900,000-949,999	0	0	0.0	0	0	0.0
950,000-999,999	0	0	0.0	0	0	0.0
1,000,000-1,099,999	0	0	0.0	0	0	0.0
1,100,000-1,199,999	0	0	0.0	0	0	0.0
1,200,000-1,299,999	0	0	0.0	0	0	0.0
1,300,000-1,399,999	0	0	0.0	0	0	0.0
1,400,000-1,499,999	0	0	0.0	0	0	0.0
1,500,000-1,599,999	0	0	0.0	0	0	0.0
1,600,000-1,699,999	0	0	0.0	0	0	0.0
1,700,000-1,799,999	0	0	0.0	0	0	0.0
1,800,000-1,899,999	0	0	0.0	0	0	0.0
1,900,000-1,999,999	0	0	0.0	0	0	0.0
2,000,000-2,249,999	0	0	0.0	0	0	0.0
2,250,000-2,499,999	0	0	0.0	0	0	0.0
2,500,000-2,749,999	0	0	0.0	0	0	0.0
2,750,000-2,999,999	0	0	0.0	0	0	0.0
3,000,000-3,249,999	0	0	0.0	0	0	0.0
3,250,000-3,499,999	0	0	0.0	0	0	0.0
3,500,000-3,749,999	0	0	0.0	0	0	0.0
3,750,000-3,999,999	0	0	0.0	0	0	0.0
4,000,000-4,249,999	0	0	0.0	0	0	0.0
4,250,000-4,499,999	0	0	0.0	0	0	0.0
4,500,000-4,749,999	0	0	0.0	0	0	0.0
4,750,000-4,999,999	0	0	0.0	0	0	0.0
5,000,000+	0	0	0.0	0	0	0.0
<b>Totals</b>	<b>2</b>	<b>3</b>	<b>-33.3</b>	<b>9</b>	<b>7</b>	<b>28.6</b>

<b>Pending Listings</b>	<b>This Month</b>			<b>Year to Date</b>		
	<b>2017</b>	<b>2016</b>	<b>% Chg</b>	<b>2017</b>	<b>2016</b>	<b>% Chg</b>
	0-99,999	0	0	0.0	0	0
100,000-149,999	0	0	0.0	1	2	-50.0
150,000-199,999	0	0	0.0	1	1	0.0
200,000-249,999	0	0	0.0	2	2	0.0
250,000-299,999	1	2	-50.0	4	4	0.0
300,000-349,999	1	0	N/A	2	2	0.0
350,000-399,999	2	0	N/A	3	1	200.0
400,000-449,999	0	0	0.0	0	2	-100.0
450,000-499,999	0	0	0.0	0	1	-100.0
500,000-549,999	0	0	0.0	1	2	-50.0
550,000-599,999	0	0	0.0	0	2	-100.0
600,000-649,999	0	0	0.0	0	0	0.0
650,000-699,999	0	0	0.0	0	0	0.0
700,000-749,999	0	0	0.0	0	0	0.0
750,000-799,999	0	0	0.0	1	0	N/A
800,000-849,999	0	0	0.0	0	1	-100.0
850,000-899,999	0	0	0.0	0	0	0.0
900,000-949,999	0	0	0.0	0	0	0.0
950,000-999,999	0	0	0.0	0	0	0.0
1,000,000-1,099,999	0	0	0.0	0	0	0.0
1,100,000-1,199,999	0	0	0.0	0	0	0.0
1,200,000-1,299,999	0	0	0.0	0	0	0.0
1,300,000-1,399,999	0	0	0.0	0	0	0.0
1,400,000-1,499,999	0	0	0.0	0	0	0.0
1,500,000-1,599,999	0	0	0.0	0	0	0.0
1,600,000-1,699,999	0	0	0.0	0	0	0.0
1,700,000-1,799,999	0	0	0.0	0	0	0.0
1,800,000-1,899,999	0	0	0.0	0	0	0.0
1,900,000-1,999,999	0	0	0.0	1	0	N/A
2,000,000-2,249,999	0	0	0.0	0	0	0.0
2,250,000-2,499,999	0	0	0.0	0	0	0.0
2,500,000-2,749,999	0	0	0.0	0	0	0.0
2,750,000-2,999,999	0	0	0.0	0	0	0.0
3,000,000-3,249,999	0	0	0.0	0	0	0.0
3,250,000-3,499,999	0	0	0.0	0	0	0.0
3,500,000-3,749,999	0	0	0.0	0	0	0.0
3,750,000-3,999,999	0	0	0.0	0	0	0.0
4,000,000-4,249,999	0	0	0.0	0	0	0.0
4,250,000-4,499,999	0	0	0.0	0	0	0.0
4,500,000-4,749,999	0	0	0.0	0	0	0.0
4,750,000-4,999,999	0	0	0.0	0	0	0.0
5,000,000+	0	0	0.0	0	0	0.0
<b>Totals</b>	<b>4</b>	<b>2</b>	<b>100.0</b>	<b>16</b>	<b>20</b>	<b>-20.0</b>

Active Listings	This Month			Year to Date			New Listings	This Month			Year to Date		
	2017	2016	% Chg	2017	2016	% Chg		2017	2016	% Chg	2017	2016	% Chg
	0-99,999	0	0	0.0	0	0		0.0	0-99,999	0	0	0.0	0
100,000-149,999	1	0	N/A	2	3	-33.3	100,000-149,999	0	0	0.0	2	2	0.0
150,000-199,999	1	1	0.0	3	2	50.0	150,000-199,999	0	0	0.0	2	0	N/A
200,000-249,999	0	0	0.0	3	2	50.0	200,000-249,999	0	0	0.0	2	1	100.0
250,000-299,999	3	0	N/A	7	4	75.0	250,000-299,999	2	0	N/A	7	2	250.0
300,000-349,999	0	2	-100.0	2	4	-50.0	300,000-349,999	0	0	0.0	2	2	0.0
350,000-399,999	2	2	0.0	5	3	66.7	350,000-399,999	1	0	N/A	2	3	-33.3
400,000-449,999	3	2	50.0	3	4	-25.0	400,000-449,999	0	0	0.0	1	2	-50.0
450,000-499,999	2	2	0.0	3	3	0.0	450,000-499,999	1	0	N/A	3	1	200.0
500,000-549,999	0	0	0.0	2	0	N/A	500,000-549,999	0	0	0.0	0	0	0.0
550,000-599,999	2	0	N/A	2	2	0.0	550,000-599,999	0	0	0.0	2	0	N/A
600,000-649,999	0	0	0.0	0	0	0.0	600,000-649,999	0	0	0.0	0	0	0.0
650,000-699,999	1	0	N/A	1	0	N/A	650,000-699,999	0	0	0.0	1	0	N/A
700,000-749,999	0	0	0.0	0	0	0.0	700,000-749,999	0	0	0.0	0	0	0.0
750,000-799,999	2	1	100.0	3	1	200.0	750,000-799,999	1	0	N/A	3	1	200.0
800,000-849,999	0	0	0.0	0	1	-100.0	800,000-849,999	0	0	0.0	0	1	-100.0
850,000-899,999	1	1	0.0	1	2	-50.0	850,000-899,999	0	0	0.0	1	1	0.0
900,000-949,999	0	0	0.0	0	1	-100.0	900,000-949,999	0	0	0.0	0	0	0.0
950,000-999,999	0	0	0.0	0	2	-100.0	950,000-999,999	0	0	0.0	0	0	0.0
1,000,000-1,099,999	0	0	0.0	0	0	0.0	1,000,000-1,099,999	0	0	0.0	0	0	0.0
1,100,000-1,199,999	1	0	N/A	2	0	N/A	1,100,000-1,199,999	1	0	N/A	1	0	N/A
1,200,000-1,299,999	2	1	100.0	3	1	200.0	1,200,000-1,299,999	0	0	0.0	0	1	-100.0
1,300,000-1,399,999	0	0	0.0	0	0	0.0	1,300,000-1,399,999	0	0	0.0	0	0	0.0
1,400,000-1,499,999	1	0	N/A	1	1	0.0	1,400,000-1,499,999	0	0	0.0	1	0	N/A
1,500,000-1,599,999	0	1	-100.0	1	1	0.0	1,500,000-1,599,999	0	0	0.0	0	0	0.0
1,600,000-1,699,999	1	0	N/A	1	0	N/A	1,600,000-1,699,999	0	0	0.0	0	0	0.0
1,700,000-1,799,999	1	0	N/A	1	0	N/A	1,700,000-1,799,999	1	0	N/A	1	0	N/A
1,800,000-1,899,999	0	0	0.0	0	0	0.0	1,800,000-1,899,999	0	0	0.0	0	0	0.0
1,900,000-1,999,999	0	2	-100.0	1	2	-50.0	1,900,000-1,999,999	0	0	0.0	0	0	0.0
2,000,000-2,249,999	0	0	0.0	0	0	0.0	2,000,000-2,249,999	0	0	0.0	0	0	0.0
2,250,000-2,499,999	0	1	-100.0	1	1	0.0	2,250,000-2,499,999	0	0	0.0	0	1	-100.0
2,500,000-2,749,999	0	0	0.0	0	0	0.0	2,500,000-2,749,999	0	0	0.0	0	0	0.0
2,750,000-2,999,999	0	1	-100.0	1	1	0.0	2,750,000-2,999,999	0	0	0.0	0	0	0.0
3,000,000-3,249,999	0	0	0.0	0	0	0.0	3,000,000-3,249,999	0	0	0.0	0	0	0.0
3,250,000-3,499,999	0	0	0.0	0	0	0.0	3,250,000-3,499,999	0	0	0.0	0	0	0.0
3,500,000-3,749,999	0	0	0.0	0	0	0.0	3,500,000-3,749,999	0	0	0.0	0	0	0.0
3,750,000-3,999,999	0	0	0.0	0	0	0.0	3,750,000-3,999,999	0	0	0.0	0	0	0.0
4,000,000-4,249,999	0	0	0.0	0	0	0.0	4,000,000-4,249,999	0	0	0.0	0	0	0.0
4,250,000-4,499,999	0	0	0.0	0	0	0.0	4,250,000-4,499,999	0	0	0.0	0	0	0.0
4,500,000-4,749,999	0	0	0.0	0	0	0.0	4,500,000-4,749,999	0	0	0.0	0	0	0.0
4,750,000-4,999,999	0	0	0.0	0	0	0.0	4,750,000-4,999,999	0	0	0.0	0	0	0.0
5,000,000+	0	0	0.0	0	0	0.0	5,000,000+	0	0	0.0	0	0	0.0
Totals	24	17	41.2	49	41	19.5	Totals	7	0	N/A	31	18	72.2

All information is subject to change, is deemed reliable but is not guaranteed, and should be independently verified. The information being provided is for consumers' personal, non-commercial use and may not be used for any other purpose other than to identify prospective properties consumers may be interested in purchasing. © 2017 Montana Regional MLS, LLC and FBS. All Rights Reserved. Prepared by Rhiannon Coburn on Monday, July 10, 2017 11:54 AM.