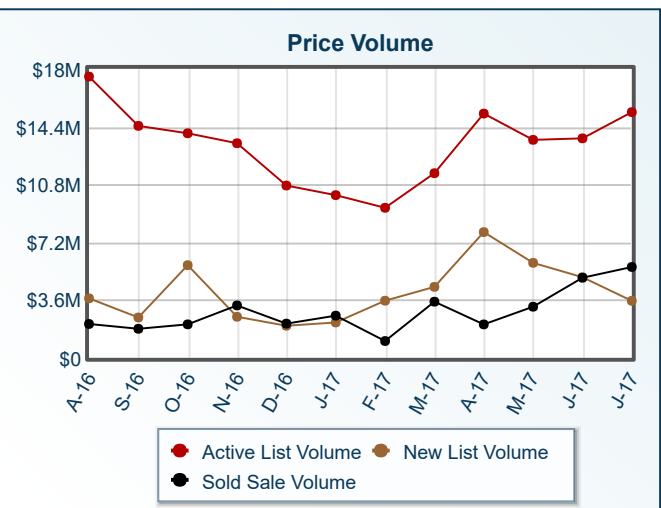
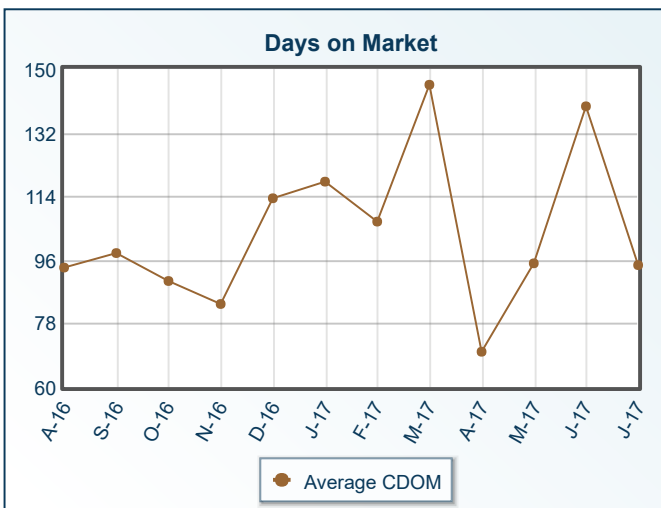
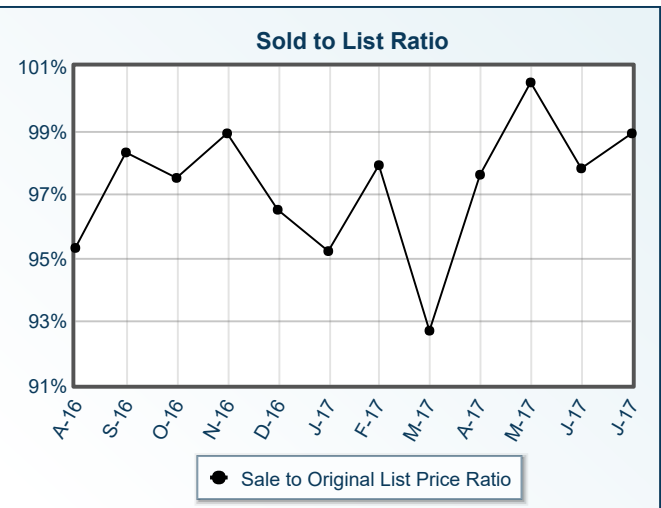
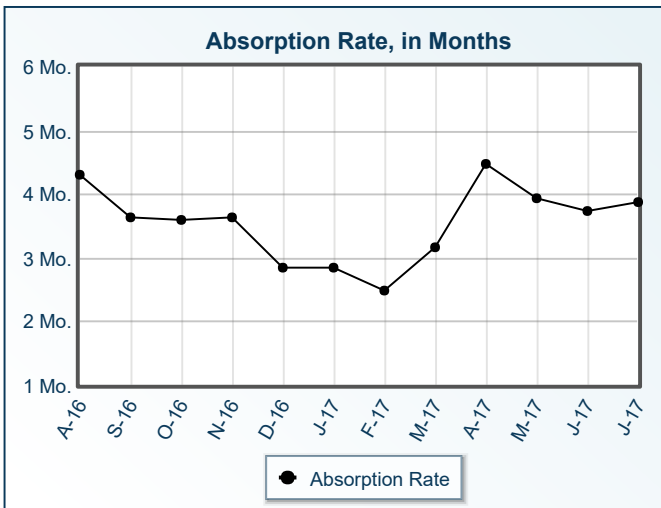
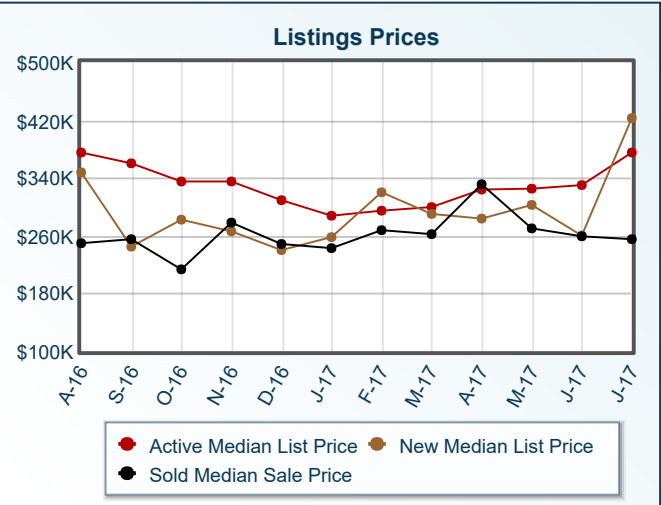
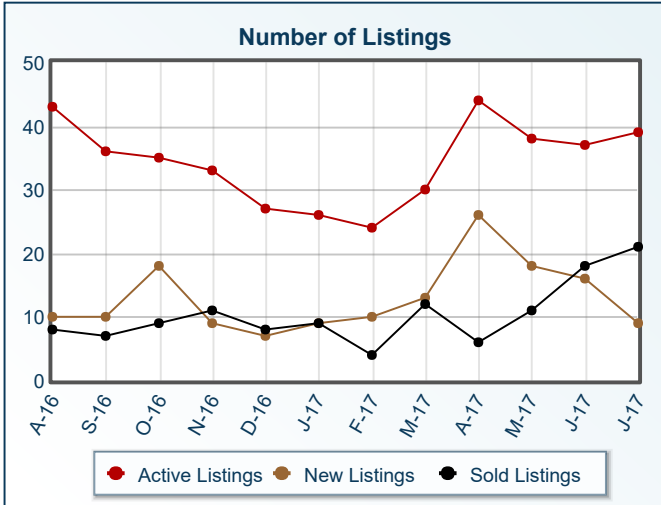


Market Summary

Lolo Residential, July 2017



Summary Statistics						
	Jul-17	Jul-16	% Chg	2017 YTD	2016 YTD	% Chg
Absorption Rate	3.87	4.64	-16.59	3.5	3.57	-1.96
Average List Price	\$392,385	\$375,028	4.63	\$338,448	\$311,519	8.64
Median List Price	\$375,000	\$323,900	15.78	\$285,000	\$265,000	7.55
Average Sale Price	\$269,371	\$273,181	-1.39	\$284,862	\$265,023	7.49
Median Sale Price	\$255,000	\$270,875	-5.86	\$259,000	\$245,500	5.50
Average CDOM	94	151	-37.75	113	151	-25.17
Median CDOM	65	116	-43.97	71	99	-28.28

Sold Listings	This Month			Year to Date			Pending Listings	This Month			Year to Date		
	2017	2016	% Chg	2017	2016	% Chg		2017	2016	% Chg	2017	2016	% Chg
0-99,999	0	0	0.0	0	0	0.0	0-99,999	0	1	-100.0	0	1	-100.0
100,000-149,999	1	0	N/A	2	0	N/A	100,000-149,999	0	0	0.0	2	1	100.0
150,000-199,999	0	3	-100.0	2	10	-80.0	150,000-199,999	1	1	0.0	4	12	-66.7
200,000-249,999	8	5	60.0	29	25	16.0	200,000-249,999	2	6	-66.7	22	42	-47.6
250,000-299,999	8	3	166.7	27	14	92.9	250,000-299,999	2	2	0.0	26	21	23.8
300,000-349,999	2	5	-60.0	7	13	-46.2	300,000-349,999	1	1	0.0	6	17	-64.7
350,000-399,999	0	1	-100.0	5	2	150.0	350,000-399,999	2	0	N/A	9	4	125.0
400,000-449,999	2	1	100.0	4	1	300.0	400,000-449,999	1	0	N/A	5	4	25.0
450,000-499,999	0	0	0.0	0	1	-100.0	450,000-499,999	0	1	-100.0	0	2	-100.0
500,000-549,999	0	0	0.0	3	0	N/A	500,000-549,999	0	0	0.0	1	3	-66.7
550,000-599,999	0	0	0.0	1	1	0.0	550,000-599,999	0	0	0.0	1	2	-50.0
600,000-649,999	0	0	0.0	1	0	N/A	600,000-649,999	0	0	0.0	1	0	N/A
650,000-699,999	0	0	0.0	0	0	0.0	650,000-699,999	0	0	0.0	0	0	0.0
700,000-749,999	0	0	0.0	0	0	0.0	700,000-749,999	0	0	0.0	0	0	0.0
750,000-799,999	0	0	0.0	0	0	0.0	750,000-799,999	0	0	0.0	0	0	0.0
800,000-849,999	0	0	0.0	0	0	0.0	800,000-849,999	0	0	0.0	0	0	0.0
850,000-899,999	0	0	0.0	0	0	0.0	850,000-899,999	0	0	0.0	0	0	0.0
900,000-949,999	0	0	0.0	0	0	0.0	900,000-949,999	0	0	0.0	0	0	0.0
950,000-999,999	0	0	0.0	0	0	0.0	950,000-999,999	0	0	0.0	0	0	0.0
1,000,000-1,099,999	0	0	0.0	0	0	0.0	1,000,000-1,099,999	0	0	0.0	0	0	0.0
1,100,000-1,199,999	0	0	0.0	0	0	0.0	1,100,000-1,199,999	0	0	0.0	0	0	0.0
1,200,000-1,299,999	0	0	0.0	0	0	0.0	1,200,000-1,299,999	0	0	0.0	0	0	0.0
1,300,000-1,399,999	0	0	0.0	0	0	0.0	1,300,000-1,399,999	0	0	0.0	0	0	0.0
1,400,000-1,499,999	0	0	0.0	0	0	0.0	1,400,000-1,499,999	0	0	0.0	0	0	0.0
1,500,000-1,599,999	0	0	0.0	0	0	0.0	1,500,000-1,599,999	0	0	0.0	0	0	0.0
1,600,000-1,699,999	0	0	0.0	0	0	0.0	1,600,000-1,699,999	0	0	0.0	0	0	0.0
1,700,000-1,799,999	0	0	0.0	0	0	0.0	1,700,000-1,799,999	0	0	0.0	0	0	0.0
1,800,000-1,899,999	0	0	0.0	0	0	0.0	1,800,000-1,899,999	0	0	0.0	0	0	0.0
1,900,000-1,999,999	0	0	0.0	0	0	0.0	1,900,000-1,999,999	0	0	0.0	0	0	0.0
2,000,000-2,249,999	0	0	0.0	0	0	0.0	2,000,000-2,249,999	0	0	0.0	0	0	0.0
2,250,000-2,499,999	0	0	0.0	0	0	0.0	2,250,000-2,499,999	0	0	0.0	0	0	0.0
2,500,000-2,749,999	0	0	0.0	0	0	0.0	2,500,000-2,749,999	0	0	0.0	0	0	0.0
2,750,000-2,999,999	0	0	0.0	0	0	0.0	2,750,000-2,999,999	0	0	0.0	0	0	0.0
3,000,000-3,249,999	0	0	0.0	0	0	0.0	3,000,000-3,249,999	0	0	0.0	0	0	0.0
3,250,000-3,499,999	0	0	0.0	0	0	0.0	3,250,000-3,499,999	0	0	0.0	0	0	0.0
3,500,000-3,749,999	0	0	0.0	0	0	0.0	3,500,000-3,749,999	0	0	0.0	0	0	0.0
3,750,000-3,999,999	0	0	0.0	0	0	0.0	3,750,000-3,999,999	0	0	0.0	0	0	0.0
4,000,000-4,249,999	0	0	0.0	0	0	0.0	4,000,000-4,249,999	0	0	0.0	0	0	0.0
4,250,000-4,499,999	0	0	0.0	0	0	0.0	4,250,000-4,499,999	0	0	0.0	0	0	0.0
4,500,000-4,749,999	0	0	0.0	0	0	0.0	4,500,000-4,749,999	0	0	0.0	0	0	0.0
4,750,000-4,999,999	0	0	0.0	0	0	0.0	4,750,000-4,999,999	0	0	0.0	0	0	0.0
5,000,000+	0	0	0.0	0	0	0.0	5,000,000+	0	0	0.0	0	0	0.0
Totals	21	18	16.7	81	67	20.9	Totals	9	12	-25.0	77	109	-29.4

Active Listings	This Month			Year to Date			New Listings	This Month			Year to Date		
	2017	2016	% Chg	2017	2016	% Chg		2017	2016	% Chg	2017	2016	% Chg
	0-99,999	0	1	-100.0	0	2		-100.0	0-99,999	0	0	0.0	0
100,000-149,999	0	0	0.0	2	1	100.0	100,000-149,999	0	0	0.0	1	0	N/A
150,000-199,999	0	5	-100.0	6	17	-64.7	150,000-199,999	1	2	-50.0	5	10	-50.0
200,000-249,999	3	6	-50.0	25	47	-46.8	200,000-249,999	3	6	-50.0	21	33	-36.4
250,000-299,999	9	10	-10.0	37	30	23.3	250,000-299,999	0	3	-100.0	33	20	65.0
300,000-349,999	5	3	66.7	12	25	-52.0	300,000-349,999	0	0	0.0	9	20	-55.0
350,000-399,999	5	8	-37.5	12	15	-20.0	350,000-399,999	0	1	-100.0	10	10	0.0
400,000-449,999	4	3	33.3	9	7	28.6	400,000-449,999	2	0	N/A	8	4	100.0
450,000-499,999	7	4	75.0	7	7	0.0	450,000-499,999	1	3	-66.7	5	5	0.0
500,000-549,999	2	1	100.0	4	4	0.0	500,000-549,999	0	0	0.0	4	2	100.0
550,000-599,999	2	0	N/A	3	3	0.0	550,000-599,999	1	0	N/A	3	1	200.0
600,000-649,999	1	3	-66.7	3	3	0.0	600,000-649,999	0	0	0.0	1	3	-66.7
650,000-699,999	1	1	0.0	1	1	0.0	650,000-699,999	0	0	0.0	0	1	-100.0
700,000-749,999	0	0	0.0	0	0	0.0	700,000-749,999	0	0	0.0	0	0	0.0
750,000-799,999	0	0	0.0	1	0	N/A	750,000-799,999	1	0	N/A	1	0	N/A
800,000-849,999	0	0	0.0	0	0	0.0	800,000-849,999	0	0	0.0	0	0	0.0
850,000-899,999	0	0	0.0	0	0	0.0	850,000-899,999	0	0	0.0	0	0	0.0
900,000-949,999	0	0	0.0	0	0	0.0	900,000-949,999	0	0	0.0	0	0	0.0
950,000-999,999	0	0	0.0	0	0	0.0	950,000-999,999	0	0	0.0	0	0	0.0
1,000,000-1,099,999	0	0	0.0	0	0	0.0	1,000,000-1,099,999	0	0	0.0	0	0	0.0
1,100,000-1,199,999	0	0	0.0	0	0	0.0	1,100,000-1,199,999	0	0	0.0	0	0	0.0
1,200,000-1,299,999	0	0	0.0	0	0	0.0	1,200,000-1,299,999	0	0	0.0	0	0	0.0
1,300,000-1,399,999	0	0	0.0	0	0	0.0	1,300,000-1,399,999	0	0	0.0	0	0	0.0
1,400,000-1,499,999	0	0	0.0	0	0	0.0	1,400,000-1,499,999	0	0	0.0	0	0	0.0
1,500,000-1,599,999	0	0	0.0	0	0	0.0	1,500,000-1,599,999	0	0	0.0	0	0	0.0
1,600,000-1,699,999	0	1	-100.0	1	1	0.0	1,600,000-1,699,999	0	0	0.0	0	1	-100.0
1,700,000-1,799,999	0	0	0.0	0	0	0.0	1,700,000-1,799,999	0	0	0.0	0	0	0.0
1,800,000-1,899,999	0	0	0.0	0	0	0.0	1,800,000-1,899,999	0	0	0.0	0	0	0.0
1,900,000-1,999,999	0	0	0.0	0	0	0.0	1,900,000-1,999,999	0	0	0.0	0	0	0.0
2,000,000-2,249,999	0	0	0.0	0	0	0.0	2,000,000-2,249,999	0	0	0.0	0	0	0.0
2,250,000-2,499,999	0	0	0.0	0	0	0.0	2,250,000-2,499,999	0	0	0.0	0	0	0.0
2,500,000-2,749,999	0	0	0.0	0	0	0.0	2,500,000-2,749,999	0	0	0.0	0	0	0.0
2,750,000-2,999,999	0	0	0.0	0	0	0.0	2,750,000-2,999,999	0	0	0.0	0	0	0.0
3,000,000-3,249,999	0	0	0.0	0	0	0.0	3,000,000-3,249,999	0	0	0.0	0	0	0.0
3,250,000-3,499,999	0	0	0.0	0	0	0.0	3,250,000-3,499,999	0	0	0.0	0	0	0.0
3,500,000-3,749,999	0	0	0.0	0	0	0.0	3,500,000-3,749,999	0	0	0.0	0	0	0.0
3,750,000-3,999,999	0	0	0.0	0	0	0.0	3,750,000-3,999,999	0	0	0.0	0	0	0.0
4,000,000-4,249,999	0	0	0.0	0	0	0.0	4,000,000-4,249,999	0	0	0.0	0	0	0.0
4,250,000-4,499,999	0	0	0.0	0	0	0.0	4,250,000-4,499,999	0	0	0.0	0	0	0.0
4,500,000-4,749,999	0	0	0.0	0	0	0.0	4,500,000-4,749,999	0	0	0.0	0	0	0.0
4,750,000-4,999,999	0	0	0.0	0	0	0.0	4,750,000-4,999,999	0	0	0.0	0	0	0.0
5,000,000+	0	0	0.0	0	0	0.0	5,000,000+	0	0	0.0	0	0	0.0
Totals	39	46	-15.2	123	163	-24.5	Totals	9	15	-40.0	101	111	-9.0

All information is subject to change, is deemed reliable but is not guaranteed, and should be independently verified. The information being provided is for consumers' personal, non-commercial use and may not be used for any other purpose other than to identify prospective properties consumers may be interested in purchasing. © 2017 Montana Regional MLS, LLC and FBS. All Rights Reserved. Prepared by Rhiannon Coburn on Saturday, August 05, 2017 8:12 AM.