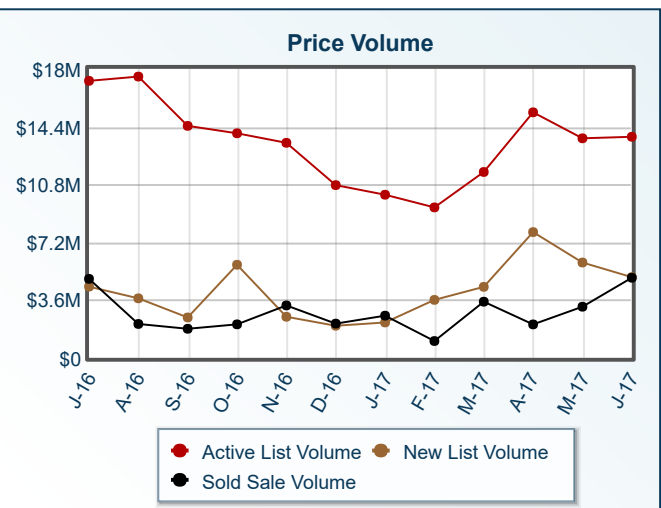
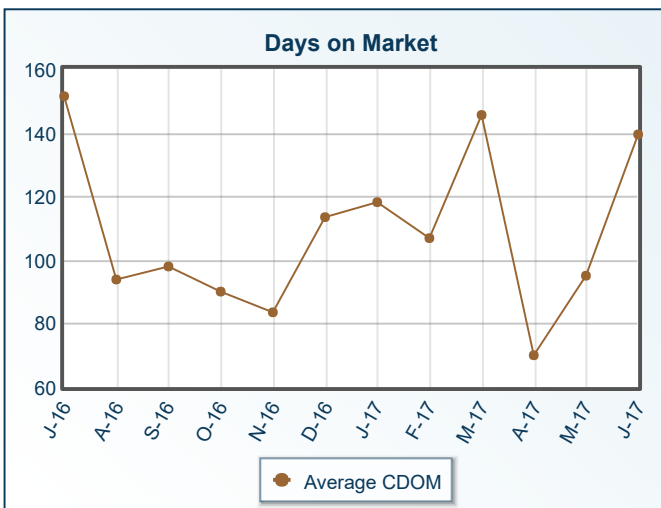
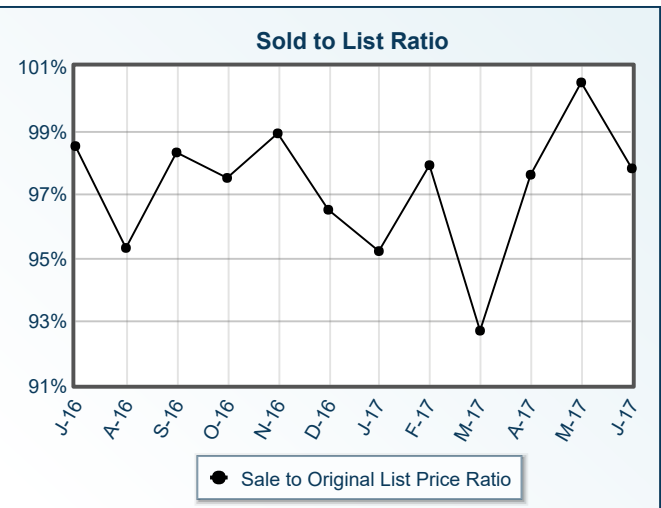
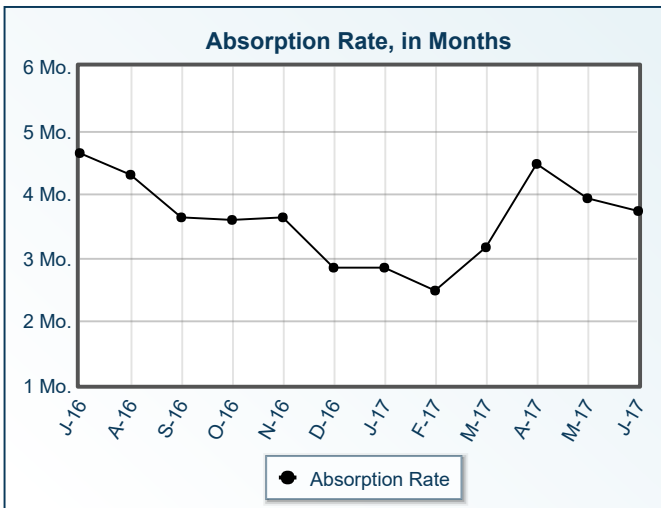
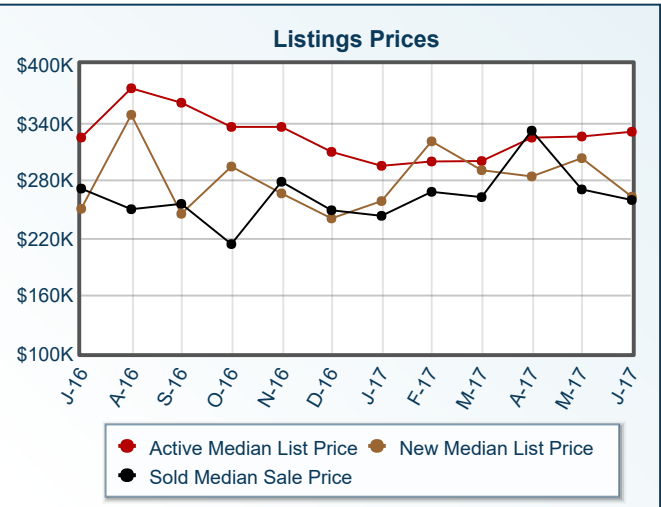
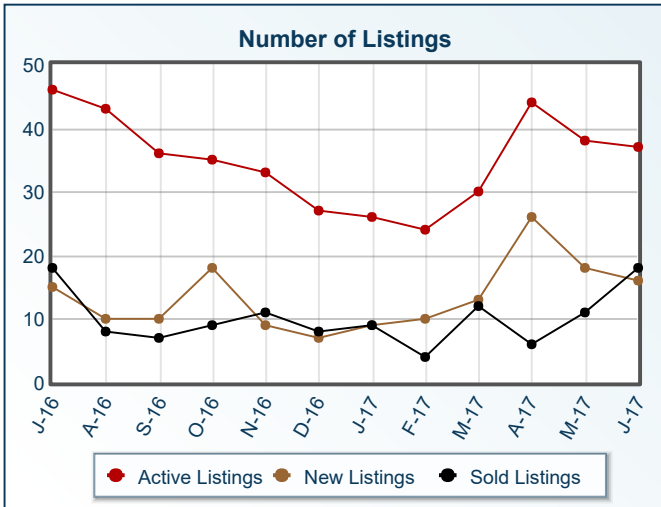


Market Summary

Lolo Residential, June 2017



Summary Statistics						
	Jun-17	Jun-16	% Chg	2017 YTD	2016 YTD	% Chg
Absorption Rate	3.73	3.43	8.75	3.44	3.39	1.47
Average List Price	\$372,080	\$382,959	-2.84	\$334,932	\$313,143	6.96
Median List Price	\$329,900	\$351,400	-6.12	\$286,500	\$269,950	6.13
Average Sale Price	\$277,028	\$292,038	-5.14	\$290,283	\$262,026	10.78
Median Sale Price	\$259,000	\$261,238	-0.86	\$262,000	\$240,000	9.17
Average CDOM	139	151	-7.95	120	151	-20.53
Median CDOM	54	99	-45.45	72	98	-26.53

	Sold Listings			Year to Date		
	This Month			Year to Date		
	2017	2016	% Chg	2017	2016	% Chg
0-99,999	0	0	0.0	0	0	0.0
100,000-149,999	0	0	0.0	1	0	N/A
150,000-199,999	1	1	0.0	2	7	-71.4
200,000-249,999	6	5	20.0	21	20	5.0
250,000-299,999	6	6	0.0	19	11	72.7
300,000-349,999	2	1	100.0	5	8	-37.5
350,000-399,999	2	1	100.0	5	1	400.0
400,000-449,999	1	0	N/A	2	0	N/A
450,000-499,999	0	1	-100.0	0	1	-100.0
500,000-549,999	0	0	0.0	3	0	N/A
550,000-599,999	0	1	-100.0	1	1	0.0
600,000-649,999	0	0	0.0	1	0	N/A
650,000-699,999	0	0	0.0	0	0	0.0
700,000-749,999	0	0	0.0	0	0	0.0
750,000-799,999	0	0	0.0	0	0	0.0
800,000-849,999	0	0	0.0	0	0	0.0
850,000-899,999	0	0	0.0	0	0	0.0
900,000-949,999	0	0	0.0	0	0	0.0
950,000-999,999	0	0	0.0	0	0	0.0
1,000,000-1,099,999	0	0	0.0	0	0	0.0
1,100,000-1,199,999	0	0	0.0	0	0	0.0
1,200,000-1,299,999	0	0	0.0	0	0	0.0
1,300,000-1,399,999	0	0	0.0	0	0	0.0
1,400,000-1,499,999	0	0	0.0	0	0	0.0
1,500,000-1,599,999	0	0	0.0	0	0	0.0
1,600,000-1,699,999	0	0	0.0	0	0	0.0
1,700,000-1,799,999	0	0	0.0	0	0	0.0
1,800,000-1,899,999	0	0	0.0	0	0	0.0
1,900,000-1,999,999	0	0	0.0	0	0	0.0
2,000,000-2,249,999	0	0	0.0	0	0	0.0
2,250,000-2,499,999	0	0	0.0	0	0	0.0
2,500,000-2,749,999	0	0	0.0	0	0	0.0
2,750,000-2,999,999	0	0	0.0	0	0	0.0
3,000,000-3,249,999	0	0	0.0	0	0	0.0
3,250,000-3,499,999	0	0	0.0	0	0	0.0
3,500,000-3,749,999	0	0	0.0	0	0	0.0
3,750,000-3,999,999	0	0	0.0	0	0	0.0
4,000,000-4,249,999	0	0	0.0	0	0	0.0
4,250,000-4,499,999	0	0	0.0	0	0	0.0
4,500,000-4,749,999	0	0	0.0	0	0	0.0
4,750,000-4,999,999	0	0	0.0	0	0	0.0
5,000,000+	0	0	0.0	0	0	0.0
Totals	18	16	12.5	60	49	22.4

	Pending Listings			Year to Date		
	This Month			Year to Date		
	2017	2016	% Chg	2017	2016	% Chg
0-99,999	0	0	0.0	0	0	0.0
100,000-149,999	1	0	N/A	2	1	100.0
150,000-199,999	0	2	-100.0	3	11	-72.7
200,000-249,999	5	3	66.7	20	36	-44.4
250,000-299,999	5	1	400.0	25	19	31.6
300,000-349,999	1	2	-50.0	5	16	-68.7
350,000-399,999	3	0	N/A	7	4	75.0
400,000-449,999	0	0	0.0	4	4	0.0
450,000-499,999	0	0	0.0	0	1	-100.0
500,000-549,999	0	0	0.0	1	3	-66.7
550,000-599,999	0	0	0.0	1	2	-50.0
600,000-649,999	0	0	0.0	1	0	N/A
650,000-699,999	0	0	0.0	0	0	0.0
700,000-749,999	0	0	0.0	0	0	0.0
750,000-799,999	0	0	0.0	0	0	0.0
800,000-849,999	0	0	0.0	0	0	0.0
850,000-899,999	0	0	0.0	0	0	0.0
900,000-949,999	0	0	0.0	0	0	0.0
950,000-999,999	0	0	0.0	0	0	0.0
1,000,000-1,099,999	0	0	0.0	0	0	0.0
1,100,000-1,199,999	0	0	0.0	0	0	0.0
1,200,000-1,299,999	0	0	0.0	0	0	0.0
1,300,000-1,399,999	0	0	0.0	0	0	0.0
1,400,000-1,499,999	0	0	0.0	0	0	0.0
1,500,000-1,599,999	0	0	0.0	0	0	0.0
1,600,000-1,699,999	0	0	0.0	0	0	0.0
1,700,000-1,799,999	0	0	0.0	0	0	0.0
1,800,000-1,899,999	0	0	0.0	0	0	0.0
1,900,000-1,999,999	0	0	0.0	0	0	0.0
2,000,000-2,249,999	0	0	0.0	0	0	0.0
2,250,000-2,499,999	0	0	0.0	0	0	0.0
2,500,000-2,749,999	0	0	0.0	0	0	0.0
2,750,000-2,999,999	0	0	0.0	0	0	0.0
3,000,000-3,249,999	0	0	0.0	0	0	0.0
3,250,000-3,499,999	0	0	0.0	0	0	0.0
3,500,000-3,749,999	0	0	0.0	0	0	0.0
3,750,000-3,999,999	0	0	0.0	0	0	0.0
4,000,000-4,249,999	0	0	0.0	0	0	0.0
4,250,000-4,499,999	0	0	0.0	0	0	0.0
4,500,000-4,749,999	0	0	0.0	0	0	0.0
4,750,000-4,999,999	0	0	0.0	0	0	0.0
5,000,000+	0	0	0.0	0	0	0.0
Totals	15	8	87.5	69	97	-28.9

Active Listings	This Month			Year to Date			New Listings	This Month			Year to Date		
	2017	2016	% Chg	2017	2016	% Chg		2017	2016	% Chg	2017	2016	% Chg
	0-99,999	0	1	-100.0	0	2		-100.0	0-99,999	0	0	0.0	0
100,000-149,999	1	0	N/A	2	1	100.0	100,000-149,999	1	0	N/A	1	0	N/A
150,000-199,999	0	4	-100.0	5	15	-66.7	150,000-199,999	1	1	0.0	4	8	-50.0
200,000-249,999	3	6	-50.0	21	41	-48.8	200,000-249,999	4	5	-20.0	17	27	-37.0
250,000-299,999	11	2	450.0	38	27	40.7	250,000-299,999	4	6	-33.3	34	17	100.0
300,000-349,999	5	4	25.0	12	25	-52.0	300,000-349,999	1	4	-75.0	9	20	-55.0
350,000-399,999	4	7	-42.9	12	14	-14.3	350,000-399,999	2	1	100.0	10	9	11.1
400,000-449,999	2	3	-33.3	7	7	0.0	400,000-449,999	0	0	0.0	6	4	50.0
450,000-499,999	5	3	66.7	5	4	25.0	450,000-499,999	0	1	-100.0	3	2	50.0
500,000-549,999	3	1	200.0	5	4	25.0	500,000-549,999	2	1	100.0	5	2	150.0
550,000-599,999	1	0	N/A	2	3	-33.3	550,000-599,999	0	0	0.0	2	1	100.0
600,000-649,999	1	1	0.0	3	3	0.0	600,000-649,999	1	2	-50.0	1	3	-66.7
650,000-699,999	1	1	0.0	1	1	0.0	650,000-699,999	0	0	0.0	0	1	-100.0
700,000-749,999	0	0	0.0	0	0	0.0	700,000-749,999	0	0	0.0	0	0	0.0
750,000-799,999	0	0	0.0	0	0	0.0	750,000-799,999	0	0	0.0	0	0	0.0
800,000-849,999	0	0	0.0	0	0	0.0	800,000-849,999	0	0	0.0	0	0	0.0
850,000-899,999	0	0	0.0	0	0	0.0	850,000-899,999	0	0	0.0	0	0	0.0
900,000-949,999	0	0	0.0	0	0	0.0	900,000-949,999	0	0	0.0	0	0	0.0
950,000-999,999	0	0	0.0	0	0	0.0	950,000-999,999	0	0	0.0	0	0	0.0
1,000,000-1,099,999	0	0	0.0	0	0	0.0	1,000,000-1,099,999	0	0	0.0	0	0	0.0
1,100,000-1,199,999	0	0	0.0	0	0	0.0	1,100,000-1,199,999	0	0	0.0	0	0	0.0
1,200,000-1,299,999	0	0	0.0	0	0	0.0	1,200,000-1,299,999	0	0	0.0	0	0	0.0
1,300,000-1,399,999	0	0	0.0	0	0	0.0	1,300,000-1,399,999	0	0	0.0	0	0	0.0
1,400,000-1,499,999	0	0	0.0	0	0	0.0	1,400,000-1,499,999	0	0	0.0	0	0	0.0
1,500,000-1,599,999	0	0	0.0	0	0	0.0	1,500,000-1,599,999	0	0	0.0	0	0	0.0
1,600,000-1,699,999	0	1	-100.0	1	1	0.0	1,600,000-1,699,999	0	0	0.0	0	1	-100.0
1,700,000-1,799,999	0	0	0.0	0	0	0.0	1,700,000-1,799,999	0	0	0.0	0	0	0.0
1,800,000-1,899,999	0	0	0.0	0	0	0.0	1,800,000-1,899,999	0	0	0.0	0	0	0.0
1,900,000-1,999,999	0	0	0.0	0	0	0.0	1,900,000-1,999,999	0	0	0.0	0	0	0.0
2,000,000-2,249,999	0	0	0.0	0	0	0.0	2,000,000-2,249,999	0	0	0.0	0	0	0.0
2,250,000-2,499,999	0	0	0.0	0	0	0.0	2,250,000-2,499,999	0	0	0.0	0	0	0.0
2,500,000-2,749,999	0	0	0.0	0	0	0.0	2,500,000-2,749,999	0	0	0.0	0	0	0.0
2,750,000-2,999,999	0	0	0.0	0	0	0.0	2,750,000-2,999,999	0	0	0.0	0	0	0.0
3,000,000-3,249,999	0	0	0.0	0	0	0.0	3,000,000-3,249,999	0	0	0.0	0	0	0.0
3,250,000-3,499,999	0	0	0.0	0	0	0.0	3,250,000-3,499,999	0	0	0.0	0	0	0.0
3,500,000-3,749,999	0	0	0.0	0	0	0.0	3,500,000-3,749,999	0	0	0.0	0	0	0.0
3,750,000-3,999,999	0	0	0.0	0	0	0.0	3,750,000-3,999,999	0	0	0.0	0	0	0.0
4,000,000-4,249,999	0	0	0.0	0	0	0.0	4,000,000-4,249,999	0	0	0.0	0	0	0.0
4,250,000-4,499,999	0	0	0.0	0	0	0.0	4,250,000-4,499,999	0	0	0.0	0	0	0.0
4,500,000-4,749,999	0	0	0.0	0	0	0.0	4,500,000-4,749,999	0	0	0.0	0	0	0.0
4,750,000-4,999,999	0	0	0.0	0	0	0.0	4,750,000-4,999,999	0	0	0.0	0	0	0.0
5,000,000+	0	0	0.0	0	0	0.0	5,000,000+	0	0	0.0	0	0	0.0
Totals	37	34	8.8	114	148	-23.0	Totals	16	21	-23.8	92	96	-4.2

All information is subject to change, is deemed reliable but is not guaranteed, and should be independently verified. The information being provided is for consumers' personal, non-commercial use and may not be used for any other purpose other than to identify prospective properties consumers may be interested in purchasing. © 2017 Montana Regional MLS, LLC and FBS. All Rights Reserved. Prepared by Rhiannon Coburn on Monday, July 10, 2017 11:51 AM.