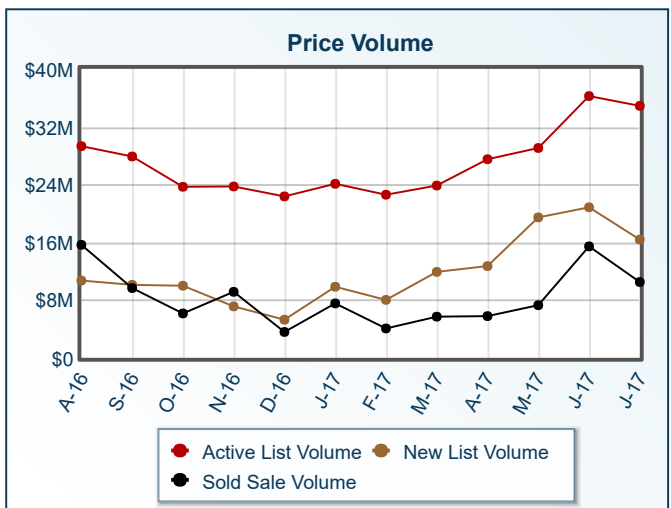
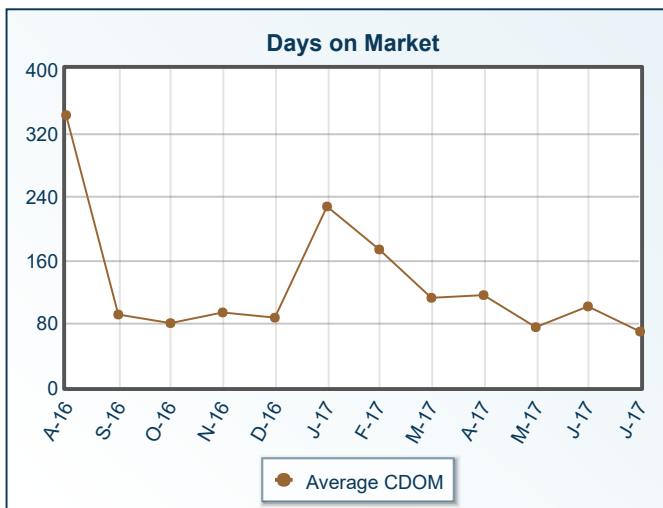
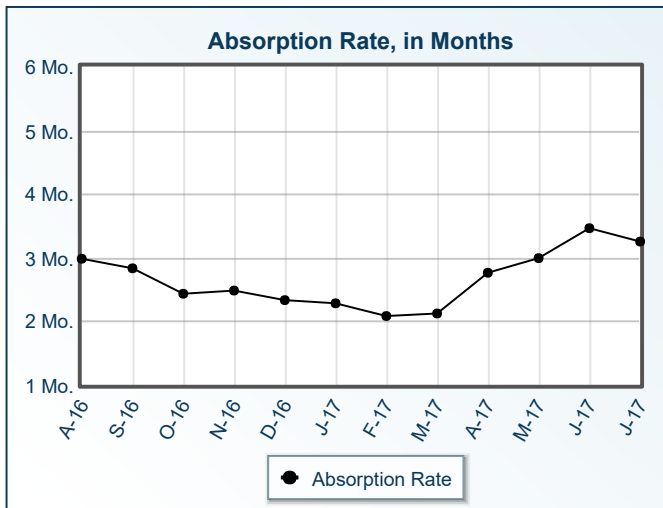
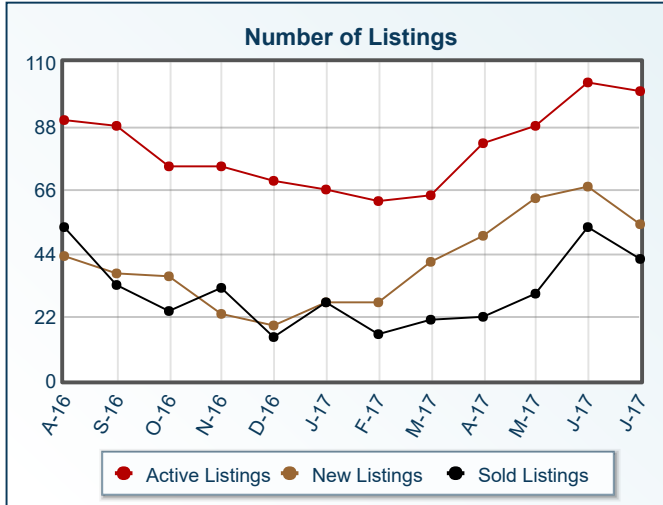


Market Summary

59801 Residential, July 2017



Summary Statistics						
	Jul-17	Jul-16	% Chg	2017 YTD	2016 YTD	% Chg
Absorption Rate	3.25	3.21	1.25	2.71	3.06	-11.44
Average List Price	\$348,746	\$342,669	1.77	\$306,544	\$281,818	8.77
Median List Price	\$295,000	\$303,900	-2.93	\$267,000	\$239,900	11.30
Average Sale Price	\$249,749	\$267,235	-6.54	\$266,623	\$237,974	12.04
Median Sale Price	\$237,500	\$262,100	-9.39	\$240,000	\$218,650	9.76
Average CDOM	69	131	-47.33	115	112	2.68
Median CDOM	51	71	-28.17	63	70	-10.00

Sold Listings	This Month			Year to Date			Pending Listings	This Month			Year to Date		
	2017	2016	% Chg	2017	2016	% Chg		2017	2016	% Chg	2017	2016	% Chg
0-99,999	0	0	0.0	0	5	-100.0	0-99,999	0	0	0.0	1	4	-75.0
100,000-149,999	2	3	-33.3	11	16	-31.2	100,000-149,999	2	3	-33.3	8	28	-71.4
150,000-199,999	5	8	-37.5	25	53	-52.8	150,000-199,999	7	2	250.0	33	74	-55.4
200,000-249,999	17	8	112.5	82	44	86.4	200,000-249,999	8	10	-20.0	85	82	3.7
250,000-299,999	10	11	-9.1	37	41	-9.8	250,000-299,999	15	2	650.0	55	71	-22.5
300,000-349,999	6	3	100.0	25	12	108.3	300,000-349,999	2	4	-50.0	20	22	-9.1
350,000-399,999	1	6	-83.3	16	10	60.0	350,000-399,999	4	3	33.3	18	19	-5.3
400,000-449,999	0	4	-100.0	1	6	-83.3	400,000-449,999	0	3	-100.0	4	7	-42.9
450,000-499,999	1	0	N/A	8	0	N/A	450,000-499,999	0	1	-100.0	6	1	500.0
500,000-549,999	0	0	0.0	3	1	200.0	500,000-549,999	0	0	0.0	3	1	200.0
550,000-599,999	0	0	0.0	2	1	100.0	550,000-599,999	0	0	0.0	4	2	100.0
600,000-649,999	0	0	0.0	0	0	0.0	600,000-649,999	0	0	0.0	2	4	-50.0
650,000-699,999	0	0	0.0	0	0	0.0	650,000-699,999	1	0	N/A	1	0	N/A
700,000-749,999	0	0	0.0	1	1	0.0	700,000-749,999	0	0	0.0	1	1	0.0
750,000-799,999	0	0	0.0	0	0	0.0	750,000-799,999	0	0	0.0	0	2	-100.0
800,000-849,999	0	0	0.0	0	0	0.0	800,000-849,999	0	0	0.0	0	0	0.0
850,000-899,999	0	0	0.0	0	0	0.0	850,000-899,999	0	0	0.0	0	0	0.0
900,000-949,999	0	0	0.0	0	0	0.0	900,000-949,999	0	0	0.0	1	0	N/A
950,000-999,999	0	0	0.0	0	0	0.0	950,000-999,999	0	0	0.0	0	0	0.0
1,000,000-1,099,999	0	0	0.0	0	0	0.0	1,000,000-1,099,999	0	0	0.0	0	0	0.0
1,100,000-1,199,999	0	0	0.0	0	0	0.0	1,100,000-1,199,999	0	0	0.0	0	0	0.0
1,200,000-1,299,999	0	0	0.0	0	0	0.0	1,200,000-1,299,999	0	0	0.0	0	1	-100.0
1,300,000-1,399,999	0	0	0.0	0	0	0.0	1,300,000-1,399,999	0	0	0.0	0	0	0.0
1,400,000-1,499,999	0	0	0.0	0	0	0.0	1,400,000-1,499,999	0	0	0.0	0	0	0.0
1,500,000-1,599,999	0	0	0.0	0	0	0.0	1,500,000-1,599,999	0	0	0.0	0	0	0.0
1,600,000-1,699,999	0	0	0.0	0	0	0.0	1,600,000-1,699,999	0	0	0.0	0	0	0.0
1,700,000-1,799,999	0	0	0.0	0	0	0.0	1,700,000-1,799,999	0	0	0.0	0	1	-100.0
1,800,000-1,899,999	0	0	0.0	0	0	0.0	1,800,000-1,899,999	0	0	0.0	0	0	0.0
1,900,000-1,999,999	0	0	0.0	0	0	0.0	1,900,000-1,999,999	0	0	0.0	0	0	0.0
2,000,000-2,249,999	0	0	0.0	0	0	0.0	2,000,000-2,249,999	0	0	0.0	0	0	0.0
2,250,000-2,499,999	0	0	0.0	0	0	0.0	2,250,000-2,499,999	0	0	0.0	0	0	0.0
2,500,000-2,749,999	0	0	0.0	0	0	0.0	2,500,000-2,749,999	0	0	0.0	0	0	0.0
2,750,000-2,999,999	0	0	0.0	0	0	0.0	2,750,000-2,999,999	0	0	0.0	0	0	0.0
3,000,000-3,249,999	0	0	0.0	0	0	0.0	3,000,000-3,249,999	0	0	0.0	0	0	0.0
3,250,000-3,499,999	0	0	0.0	0	0	0.0	3,250,000-3,499,999	0	0	0.0	0	0	0.0
3,500,000-3,749,999	0	0	0.0	0	0	0.0	3,500,000-3,749,999	0	0	0.0	0	0	0.0
3,750,000-3,999,999	0	0	0.0	0	0	0.0	3,750,000-3,999,999	0	0	0.0	0	0	0.0
4,000,000-4,249,999	0	0	0.0	0	0	0.0	4,000,000-4,249,999	0	0	0.0	0	0	0.0
4,250,000-4,499,999	0	0	0.0	0	0	0.0	4,250,000-4,499,999	0	0	0.0	0	0	0.0
4,500,000-4,749,999	0	0	0.0	0	0	0.0	4,500,000-4,749,999	0	0	0.0	0	0	0.0
4,750,000-4,999,999	0	0	0.0	0	0	0.0	4,750,000-4,999,999	0	0	0.0	0	0	0.0
5,000,000+	0	0	0.0	0	0	0.0	5,000,000+	0	0	0.0	0	0	0.0
Totals	42	43	-2.3	211	190	11.1	Totals	39	28	39.3	242	320	-24.4

Active Listings	This Month			Year to Date			New Listings	This Month			Year to Date		
	2017	2016	% Chg	2017	2016	% Chg		2017	2016	% Chg	2017	2016	% Chg
	0-99,999	0	1	-100.0	1	5		-80.0	0-99,999	0	0	0.0	1
100,000-149,999	2	5	-60.0	11	35	-68.6	100,000-149,999	1	4	-75.0	8	29	-72.4
150,000-199,999	6	14	-57.1	39	85	-54.1	150,000-199,999	7	4	75.0	35	58	-39.7
200,000-249,999	27	19	42.1	118	105	12.4	200,000-249,999	12	10	20.0	99	85	16.5
250,000-299,999	17	9	88.9	76	76	0.0	250,000-299,999	11	5	120.0	71	47	51.1
300,000-349,999	13	21	-38.1	43	48	-10.4	300,000-349,999	7	1	600.0	35	31	12.9
350,000-399,999	12	7	71.4	39	25	56.0	350,000-399,999	10	3	233.3	35	12	191.7
400,000-449,999	2	3	-33.3	9	10	-10.0	400,000-449,999	2	2	0.0	8	10	-20.0
450,000-499,999	4	6	-33.3	13	7	85.7	450,000-499,999	0	1	-100.0	9	5	80.0
500,000-549,999	1	0	N/A	6	3	100.0	500,000-549,999	1	0	N/A	5	2	150.0
550,000-599,999	7	1	600.0	12	3	300.0	550,000-599,999	1	0	N/A	10	1	900.0
600,000-649,999	3	6	-50.0	7	11	-36.4	600,000-649,999	1	0	N/A	4	9	-55.6
650,000-699,999	2	1	100.0	4	1	300.0	650,000-699,999	1	0	N/A	4	1	300.0
700,000-749,999	1	1	0.0	2	2	0.0	700,000-749,999	0	0	0.0	2	1	100.0
750,000-799,999	0	0	0.0	0	3	-100.0	750,000-799,999	0	0	0.0	0	1	-100.0
800,000-849,999	2	1	100.0	2	1	100.0	800,000-849,999	0	1	-100.0	1	1	0.0
850,000-899,999	0	0	0.0	1	0	N/A	850,000-899,999	0	0	0.0	1	0	N/A
900,000-949,999	0	1	-100.0	1	1	0.0	900,000-949,999	0	0	0.0	1	1	0.0
950,000-999,999	0	1	-100.0	0	1	-100.0	950,000-999,999	0	0	0.0	0	1	-100.0
1,000,000-1,099,999	0	0	0.0	0	0	0.0	1,000,000-1,099,999	0	0	0.0	0	0	0.0
1,100,000-1,199,999	0	0	0.0	0	1	-100.0	1,100,000-1,199,999	0	0	0.0	0	0	0.0
1,200,000-1,299,999	1	1	0.0	1	2	-50.0	1,200,000-1,299,999	0	0	0.0	0	0	0.0
1,300,000-1,399,999	0	0	0.0	0	0	0.0	1,300,000-1,399,999	0	0	0.0	0	0	0.0
1,400,000-1,499,999	0	0	0.0	0	0	0.0	1,400,000-1,499,999	0	0	0.0	0	0	0.0
1,500,000-1,599,999	0	0	0.0	0	0	0.0	1,500,000-1,599,999	0	0	0.0	0	0	0.0
1,600,000-1,699,999	0	0	0.0	0	0	0.0	1,600,000-1,699,999	0	0	0.0	0	0	0.0
1,700,000-1,799,999	0	0	0.0	0	0	0.0	1,700,000-1,799,999	0	0	0.0	0	0	0.0
1,800,000-1,899,999	0	0	0.0	0	0	0.0	1,800,000-1,899,999	0	0	0.0	0	0	0.0
1,900,000-1,999,999	0	0	0.0	0	0	0.0	1,900,000-1,999,999	0	0	0.0	0	0	0.0
2,000,000-2,249,999	0	0	0.0	0	0	0.0	2,000,000-2,249,999	0	0	0.0	0	0	0.0
2,250,000-2,499,999	0	0	0.0	0	0	0.0	2,250,000-2,499,999	0	0	0.0	0	0	0.0
2,500,000-2,749,999	0	0	0.0	0	0	0.0	2,500,000-2,749,999	0	0	0.0	0	0	0.0
2,750,000-2,999,999	0	0	0.0	0	0	0.0	2,750,000-2,999,999	0	0	0.0	0	0	0.0
3,000,000-3,249,999	0	0	0.0	0	0	0.0	3,000,000-3,249,999	0	0	0.0	0	0	0.0
3,250,000-3,499,999	0	0	0.0	0	0	0.0	3,250,000-3,499,999	0	0	0.0	0	0	0.0
3,500,000-3,749,999	0	0	0.0	0	0	0.0	3,500,000-3,749,999	0	0	0.0	0	0	0.0
3,750,000-3,999,999	0	0	0.0	0	0	0.0	3,750,000-3,999,999	0	0	0.0	0	0	0.0
4,000,000-4,249,999	0	0	0.0	0	0	0.0	4,000,000-4,249,999	0	0	0.0	0	0	0.0
4,250,000-4,499,999	0	0	0.0	0	0	0.0	4,250,000-4,499,999	0	0	0.0	0	0	0.0
4,500,000-4,749,999	0	0	0.0	0	0	0.0	4,500,000-4,749,999	0	0	0.0	0	0	0.0
4,750,000-4,999,999	0	0	0.0	0	0	0.0	4,750,000-4,999,999	0	0	0.0	0	0	0.0
5,000,000+	0	0	0.0	0	0	0.0	5,000,000+	0	0	0.0	0	0	0.0
Totals	100	98	2.0	385	425	-9.4	Totals	54	31	74.2	329	298	10.4

All information is subject to change, is deemed reliable but is not guaranteed, and should be independently verified. The information being provided is for consumers' personal, non-commercial use and may not be used for any other purpose other than to identify prospective properties consumers may be interested in purchasing. © 2017 Montana Regional MLS, LLC and FBS. All Rights Reserved. Prepared by Rhiannon Coburn on Saturday, August 05, 2017 7:37 AM.