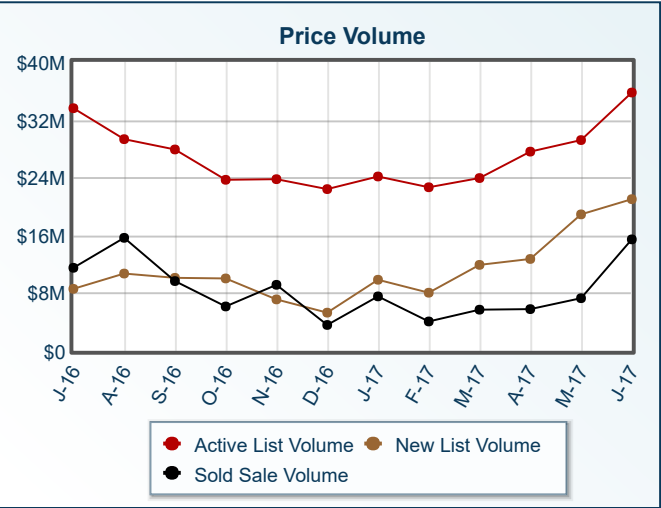
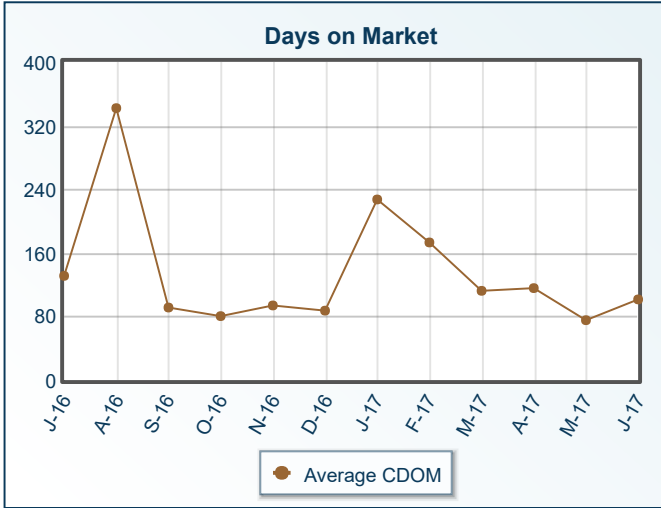
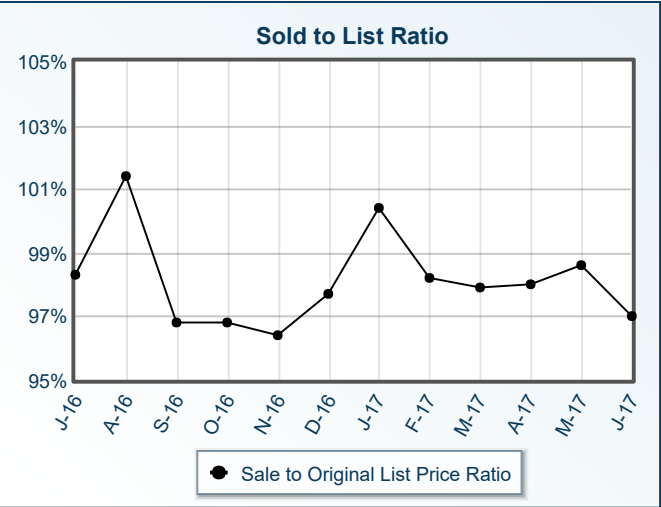
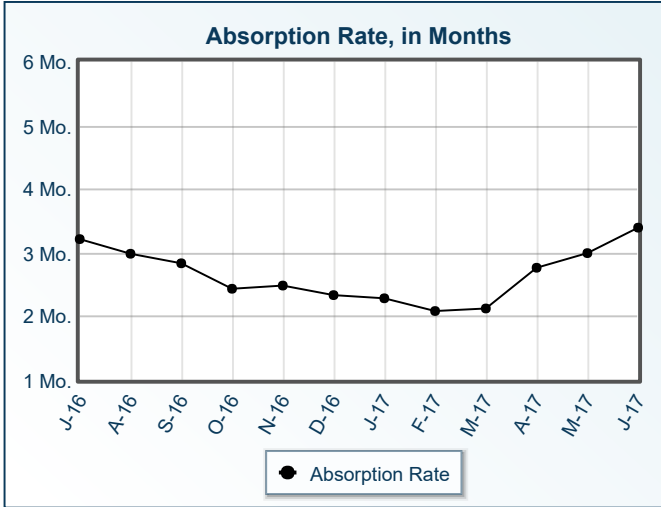
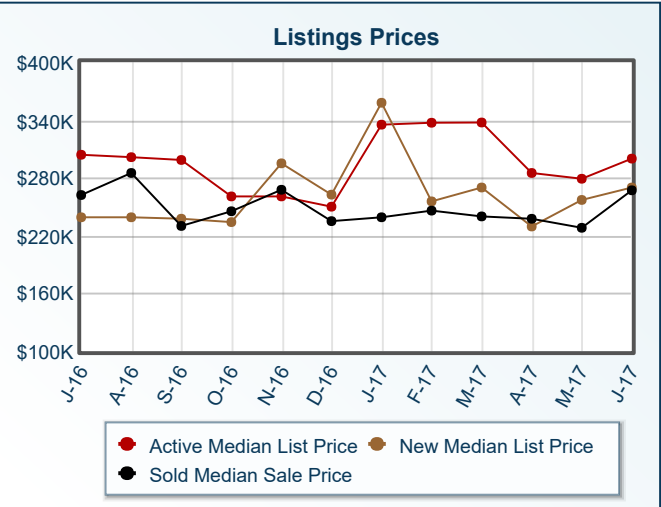
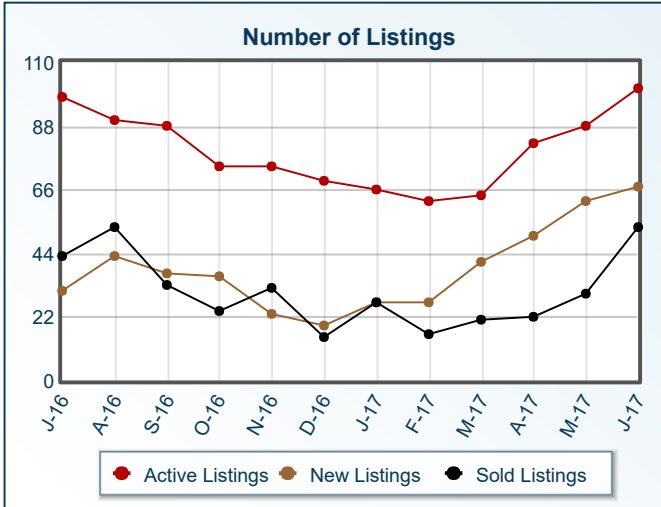


Market Summary

59801 Residential, June 2017



Summary Statistics						
	Jun-17	Jun-16	% Chg	2017 YTD	2016 YTD	% Chg
Absorption Rate	3.39	3.22	5.28	2.6	3.04	-14.47
Average List Price	\$353,986	\$334,510	5.82	\$307,102	\$282,223	8.82
Median List Price	\$299,900	\$311,600	-3.75	\$262,450	\$239,900	9.40
Average Sale Price	\$291,039	\$238,162	22.20	\$270,816	\$229,415	18.05
Median Sale Price	\$267,000	\$210,000	27.14	\$242,000	\$210,000	15.24
Average CDOM	101	112	-9.82	126	106	18.87
Median CDOM	61	68	-10.29	67	69	-2.90

Sold Listings	This Month			Year to Date			Pending Listings	This Month			Year to Date		
	2017	2016	% Chg	2017	2016	% Chg		2017	2016	% Chg	2017	2016	% Chg
	0-99,999	0	1	-100.0	0	5		-100.0	0-99,999	0	1	-100.0	1
100,000-149,999	2	2	0.0	9	13	-30.8	100,000-149,999	2	7	-71.4	6	25	-76.0
150,000-199,999	7	14	-50.0	20	45	-55.6	150,000-199,999	12	6	100.0	27	72	-62.5
200,000-249,999	13	9	44.4	65	36	80.6	200,000-249,999	16	12	33.3	77	72	6.9
250,000-299,999	14	10	40.0	27	30	-10.0	250,000-299,999	8	11	-27.3	40	69	-42.0
300,000-349,999	7	1	600.0	19	9	111.1	300,000-349,999	5	3	66.7	19	18	5.6
350,000-399,999	3	2	50.0	15	4	275.0	350,000-399,999	3	3	0.0	14	16	-12.5
400,000-449,999	0	2	-100.0	1	2	-50.0	400,000-449,999	1	2	-50.0	4	4	0.0
450,000-499,999	3	0	N/A	7	0	N/A	450,000-499,999	1	0	N/A	6	0	N/A
500,000-549,999	1	0	N/A	3	1	200.0	500,000-549,999	0	0	0.0	3	1	200.0
550,000-599,999	2	0	N/A	2	1	100.0	550,000-599,999	0	1	-100.0	4	2	100.0
600,000-649,999	0	0	0.0	0	0	0.0	600,000-649,999	2	1	100.0	2	4	-50.0
650,000-699,999	0	0	0.0	0	0	0.0	650,000-699,999	0	0	0.0	0	0	0.0
700,000-749,999	1	0	N/A	1	1	0.0	700,000-749,999	0	0	0.0	1	1	0.0
750,000-799,999	0	0	0.0	0	0	0.0	750,000-799,999	0	0	0.0	0	2	-100.0
800,000-849,999	0	0	0.0	0	0	0.0	800,000-849,999	0	0	0.0	0	0	0.0
850,000-899,999	0	0	0.0	0	0	0.0	850,000-899,999	0	0	0.0	0	0	0.0
900,000-949,999	0	0	0.0	0	0	0.0	900,000-949,999	1	0	N/A	1	0	N/A
950,000-999,999	0	0	0.0	0	0	0.0	950,000-999,999	0	0	0.0	0	0	0.0
1,000,000-1,099,999	0	0	0.0	0	0	0.0	1,000,000-1,099,999	0	0	0.0	0	0	0.0
1,100,000-1,199,999	0	0	0.0	0	0	0.0	1,100,000-1,199,999	0	0	0.0	0	0	0.0
1,200,000-1,299,999	0	0	0.0	0	0	0.0	1,200,000-1,299,999	0	0	0.0	0	1	-100.0
1,300,000-1,399,999	0	0	0.0	0	0	0.0	1,300,000-1,399,999	0	0	0.0	0	0	0.0
1,400,000-1,499,999	0	0	0.0	0	0	0.0	1,400,000-1,499,999	0	0	0.0	0	0	0.0
1,500,000-1,599,999	0	0	0.0	0	0	0.0	1,500,000-1,599,999	0	0	0.0	0	0	0.0
1,600,000-1,699,999	0	0	0.0	0	0	0.0	1,600,000-1,699,999	0	0	0.0	0	0	0.0
1,700,000-1,799,999	0	0	0.0	0	0	0.0	1,700,000-1,799,999	0	0	0.0	0	1	-100.0
1,800,000-1,899,999	0	0	0.0	0	0	0.0	1,800,000-1,899,999	0	0	0.0	0	0	0.0
1,900,000-1,999,999	0	0	0.0	0	0	0.0	1,900,000-1,999,999	0	0	0.0	0	0	0.0
2,000,000-2,249,999	0	0	0.0	0	0	0.0	2,000,000-2,249,999	0	0	0.0	0	0	0.0
2,250,000-2,499,999	0	0	0.0	0	0	0.0	2,250,000-2,499,999	0	0	0.0	0	0	0.0
2,500,000-2,749,999	0	0	0.0	0	0	0.0	2,500,000-2,749,999	0	0	0.0	0	0	0.0
2,750,000-2,999,999	0	0	0.0	0	0	0.0	2,750,000-2,999,999	0	0	0.0	0	0	0.0
3,000,000-3,249,999	0	0	0.0	0	0	0.0	3,000,000-3,249,999	0	0	0.0	0	0	0.0
3,250,000-3,499,999	0	0	0.0	0	0	0.0	3,250,000-3,499,999	0	0	0.0	0	0	0.0
3,500,000-3,749,999	0	0	0.0	0	0	0.0	3,500,000-3,749,999	0	0	0.0	0	0	0.0
3,750,000-3,999,999	0	0	0.0	0	0	0.0	3,750,000-3,999,999	0	0	0.0	0	0	0.0
4,000,000-4,249,999	0	0	0.0	0	0	0.0	4,000,000-4,249,999	0	0	0.0	0	0	0.0
4,250,000-4,499,999	0	0	0.0	0	0	0.0	4,250,000-4,499,999	0	0	0.0	0	0	0.0
4,500,000-4,749,999	0	0	0.0	0	0	0.0	4,500,000-4,749,999	0	0	0.0	0	0	0.0
4,750,000-4,999,999	0	0	0.0	0	0	0.0	4,750,000-4,999,999	0	0	0.0	0	0	0.0
5,000,000+	0	0	0.0	0	0	0.0	5,000,000+	0	0	0.0	0	0	0.0
Totals	53	41	29.3	169	147	15.0	Totals	51	47	8.5	205	292	-29.8

Active Listings	This Month			Year to Date			New Listings	This Month			Year to Date		
	2017	2016	% Chg	2017	2016	% Chg		2017	2016	% Chg	2017	2016	% Chg
	0-99,999	0	2	-100.0	1	5		-80.0	0-99,999	0	0	0.0	1
100,000-149,999	4	9	-55.6	10	31	-67.7	100,000-149,999	1	4	-75.0	7	25	-72.0
150,000-199,999	8	9	-11.1	32	81	-60.5	150,000-199,999	5	8	-37.5	28	54	-48.1
200,000-249,999	22	18	22.2	105	95	10.5	200,000-249,999	17	10	70.0	86	75	14.7
250,000-299,999	17	8	112.5	65	71	-8.5	250,000-299,999	20	10	100.0	60	42	42.9
300,000-349,999	13	24	-45.8	37	47	-21.3	300,000-349,999	9	5	80.0	29	30	-3.3
350,000-399,999	14	8	75.0	29	22	31.8	350,000-399,999	6	2	200.0	25	9	177.8
400,000-449,999	1	4	-75.0	6	8	-25.0	400,000-449,999	0	3	-100.0	5	8	-37.5
450,000-499,999	3	4	-25.0	13	6	116.7	450,000-499,999	4	2	100.0	10	4	150.0
500,000-549,999	2	0	N/A	6	3	100.0	500,000-549,999	0	0	0.0	4	2	100.0
550,000-599,999	6	1	500.0	10	3	233.3	550,000-599,999	0	1	-100.0	8	1	700.0
600,000-649,999	3	6	-50.0	6	11	-45.5	600,000-649,999	3	3	0.0	3	9	-66.7
650,000-699,999	3	1	200.0	3	1	200.0	650,000-699,999	1	0	N/A	3	1	200.0
700,000-749,999	1	1	0.0	2	2	0.0	700,000-749,999	0	0	0.0	2	1	100.0
750,000-799,999	0	0	0.0	0	3	-100.0	750,000-799,999	0	0	0.0	0	1	-100.0
800,000-849,999	2	0	N/A	2	0	N/A	800,000-849,999	0	0	0.0	1	0	N/A
850,000-899,999	0	0	0.0	1	0	N/A	850,000-899,999	1	0	N/A	1	0	N/A
900,000-949,999	1	1	0.0	1	1	0.0	900,000-949,999	0	0	0.0	1	1	0.0
950,000-999,999	0	1	-100.0	0	1	-100.0	950,000-999,999	0	0	0.0	0	1	-100.0
1,000,000-1,099,999	0	0	0.0	0	0	0.0	1,000,000-1,099,999	0	0	0.0	0	0	0.0
1,100,000-1,199,999	0	0	0.0	0	1	-100.0	1,100,000-1,199,999	0	0	0.0	0	0	0.0
1,200,000-1,299,999	1	1	0.0	1	2	-50.0	1,200,000-1,299,999	0	0	0.0	0	0	0.0
1,300,000-1,399,999	0	0	0.0	0	0	0.0	1,300,000-1,399,999	0	0	0.0	0	0	0.0
1,400,000-1,499,999	0	0	0.0	0	0	0.0	1,400,000-1,499,999	0	0	0.0	0	0	0.0
1,500,000-1,599,999	0	0	0.0	0	0	0.0	1,500,000-1,599,999	0	0	0.0	0	0	0.0
1,600,000-1,699,999	0	0	0.0	0	0	0.0	1,600,000-1,699,999	0	0	0.0	0	0	0.0
1,700,000-1,799,999	0	0	0.0	0	0	0.0	1,700,000-1,799,999	0	0	0.0	0	0	0.0
1,800,000-1,899,999	0	0	0.0	0	0	0.0	1,800,000-1,899,999	0	0	0.0	0	0	0.0
1,900,000-1,999,999	0	0	0.0	0	0	0.0	1,900,000-1,999,999	0	0	0.0	0	0	0.0
2,000,000-2,249,999	0	0	0.0	0	0	0.0	2,000,000-2,249,999	0	0	0.0	0	0	0.0
2,250,000-2,499,999	0	0	0.0	0	0	0.0	2,250,000-2,499,999	0	0	0.0	0	0	0.0
2,500,000-2,749,999	0	0	0.0	0	0	0.0	2,500,000-2,749,999	0	0	0.0	0	0	0.0
2,750,000-2,999,999	0	0	0.0	0	0	0.0	2,750,000-2,999,999	0	0	0.0	0	0	0.0
3,000,000-3,249,999	0	0	0.0	0	0	0.0	3,000,000-3,249,999	0	0	0.0	0	0	0.0
3,250,000-3,499,999	0	0	0.0	0	0	0.0	3,250,000-3,499,999	0	0	0.0	0	0	0.0
3,500,000-3,749,999	0	0	0.0	0	0	0.0	3,500,000-3,749,999	0	0	0.0	0	0	0.0
3,750,000-3,999,999	0	0	0.0	0	0	0.0	3,750,000-3,999,999	0	0	0.0	0	0	0.0
4,000,000-4,249,999	0	0	0.0	0	0	0.0	4,000,000-4,249,999	0	0	0.0	0	0	0.0
4,250,000-4,499,999	0	0	0.0	0	0	0.0	4,250,000-4,499,999	0	0	0.0	0	0	0.0
4,500,000-4,749,999	0	0	0.0	0	0	0.0	4,500,000-4,749,999	0	0	0.0	0	0	0.0
4,750,000-4,999,999	0	0	0.0	0	0	0.0	4,750,000-4,999,999	0	0	0.0	0	0	0.0
5,000,000+	0	0	0.0	0	0	0.0	5,000,000+	0	0	0.0	0	0	0.0
Totals	101	98	3.1	330	394	-16.2	Totals	67	48	39.6	274	267	2.6

All information is subject to change, is deemed reliable but is not guaranteed, and should be independently verified. The information being provided is for consumers' personal, non-commercial use and may not be used for any other purpose other than to identify prospective properties consumers may be interested in purchasing. © 2017 Montana Regional MLS, LLC and FBS. All Rights Reserved. Prepared by Rhiannon Coburn on Monday, July 10, 2017 11:47 AM.