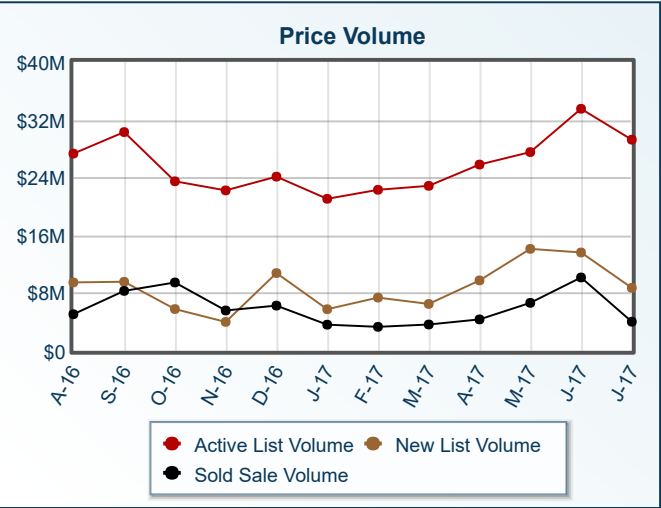
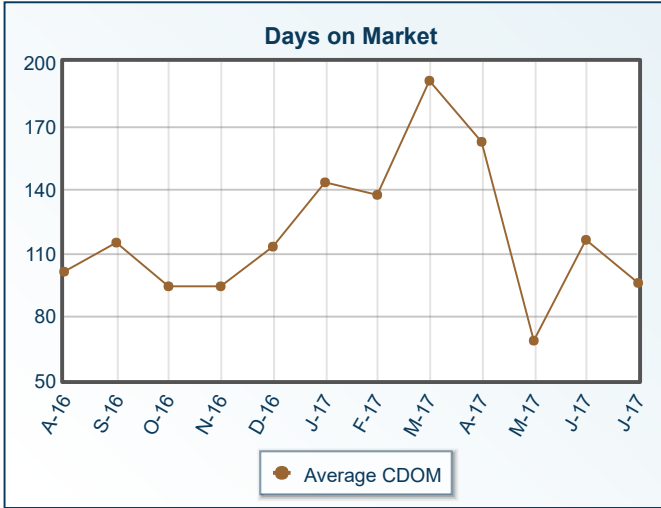
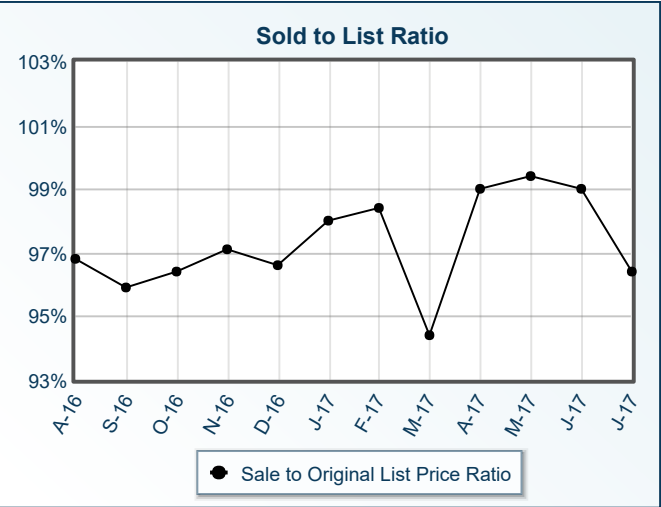
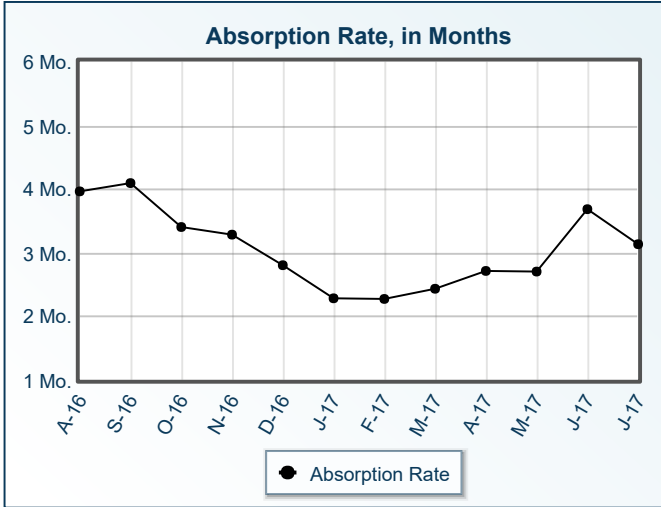
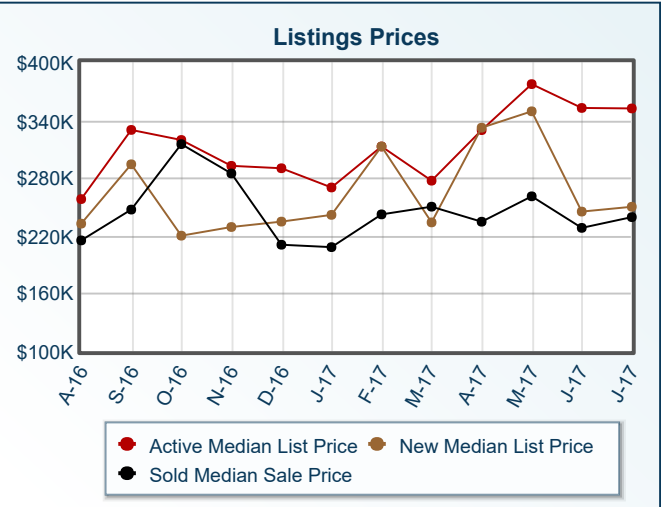
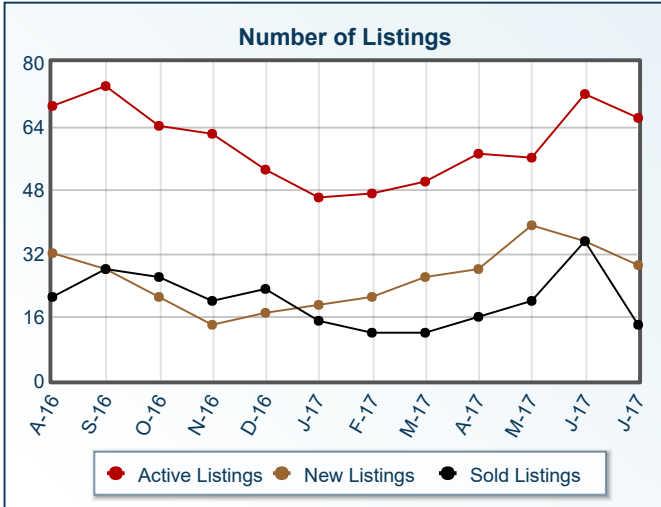


Market Summary

59802 Residential, July 2017



Summary Statistics						
	Jul-17	Jul-16	% Chg	2017 YTD	2016 YTD	% Chg
Absorption Rate	3.13	5.2	-39.81	2.74	4.05	-32.35
Average List Price	\$442,767	\$471,693	-6.13	\$362,360	\$354,651	2.17
Median List Price	\$352,000	\$355,750	-1.05	\$257,450	\$265,000	-2.85
Average Sale Price	\$287,703	\$317,024	-9.25	\$288,243	\$280,581	2.73
Median Sale Price	\$239,170	\$255,000	-6.21	\$236,992	\$242,000	-2.07
Average CDOM	95	71	33.80	124	98	26.53
Median CDOM	76	61	24.59	65	64	1.56

Sold Listings	This Month			Year to Date			Pending Listings	This Month			Year to Date		
	2017	2016	% Chg	2017	2016	% Chg		2017	2016	% Chg	2017	2016	% Chg
	0-99,999	0	0	0.0	0	3		-100.0	0-99,999	0	0	0.0	0
100,000-149,999	3	0	N/A	10	11	-9.1	100,000-149,999	1	0	N/A	10	17	-41.2
150,000-199,999	1	5	-80.0	22	30	-26.7	150,000-199,999	3	6	-50.0	24	49	-51.0
200,000-249,999	4	6	-33.3	39	19	105.3	200,000-249,999	7	6	16.7	46	35	31.4
250,000-299,999	0	6	-100.0	12	17	-29.4	250,000-299,999	5	4	25.0	16	27	-40.7
300,000-349,999	1	0	N/A	12	14	-14.3	300,000-349,999	1	4	-75.0	12	24	-50.0
350,000-399,999	2	2	0.0	7	8	-12.5	350,000-399,999	4	2	100.0	11	11	0.0
400,000-449,999	1	2	-50.0	6	11	-45.5	400,000-449,999	1	2	-50.0	9	11	-18.2
450,000-499,999	1	2	-50.0	6	4	50.0	450,000-499,999	2	1	100.0	11	12	-8.3
500,000-549,999	0	0	0.0	1	2	-50.0	500,000-549,999	0	1	-100.0	1	3	-66.7
550,000-599,999	1	0	N/A	5	0	N/A	550,000-599,999	2	0	N/A	5	1	400.0
600,000-649,999	0	0	0.0	1	2	-50.0	600,000-649,999	0	0	0.0	0	3	-100.0
650,000-699,999	0	0	0.0	1	1	0.0	650,000-699,999	0	0	0.0	4	1	300.0
700,000-749,999	0	1	-100.0	0	1	-100.0	700,000-749,999	0	0	0.0	0	2	-100.0
750,000-799,999	0	0	0.0	0	0	0.0	750,000-799,999	0	1	-100.0	0	2	-100.0
800,000-849,999	0	0	0.0	0	0	0.0	800,000-849,999	0	0	0.0	0	0	0.0
850,000-899,999	0	1	-100.0	1	1	0.0	850,000-899,999	0	0	0.0	1	0	N/A
900,000-949,999	0	0	0.0	0	0	0.0	900,000-949,999	0	0	0.0	0	1	-100.0
950,000-999,999	0	0	0.0	0	0	0.0	950,000-999,999	0	0	0.0	0	1	-100.0
1,000,000-1,099,999	0	0	0.0	1	0	N/A	1,000,000-1,099,999	0	0	0.0	0	0	0.0
1,100,000-1,199,999	0	0	0.0	0	0	0.0	1,100,000-1,199,999	0	0	0.0	0	0	0.0
1,200,000-1,299,999	0	0	0.0	0	0	0.0	1,200,000-1,299,999	0	0	0.0	0	1	-100.0
1,300,000-1,399,999	0	0	0.0	0	0	0.0	1,300,000-1,399,999	0	0	0.0	0	0	0.0
1,400,000-1,499,999	0	0	0.0	0	0	0.0	1,400,000-1,499,999	0	0	0.0	0	0	0.0
1,500,000-1,599,999	0	0	0.0	0	0	0.0	1,500,000-1,599,999	0	0	0.0	0	0	0.0
1,600,000-1,699,999	0	0	0.0	0	0	0.0	1,600,000-1,699,999	0	0	0.0	0	0	0.0
1,700,000-1,799,999	0	0	0.0	0	0	0.0	1,700,000-1,799,999	0	0	0.0	0	0	0.0
1,800,000-1,899,999	0	0	0.0	0	0	0.0	1,800,000-1,899,999	0	0	0.0	0	0	0.0
1,900,000-1,999,999	0	0	0.0	0	0	0.0	1,900,000-1,999,999	0	0	0.0	0	0	0.0
2,000,000-2,249,999	0	0	0.0	0	0	0.0	2,000,000-2,249,999	0	0	0.0	0	0	0.0
2,250,000-2,499,999	0	0	0.0	0	0	0.0	2,250,000-2,499,999	0	0	0.0	0	0	0.0
2,500,000-2,749,999	0	0	0.0	0	0	0.0	2,500,000-2,749,999	0	0	0.0	0	0	0.0
2,750,000-2,999,999	0	0	0.0	0	0	0.0	2,750,000-2,999,999	0	0	0.0	0	0	0.0
3,000,000-3,249,999	0	0	0.0	0	0	0.0	3,000,000-3,249,999	0	0	0.0	0	0	0.0
3,250,000-3,499,999	0	0	0.0	0	0	0.0	3,250,000-3,499,999	0	0	0.0	0	0	0.0
3,500,000-3,749,999	0	0	0.0	0	0	0.0	3,500,000-3,749,999	0	0	0.0	0	0	0.0
3,750,000-3,999,999	0	0	0.0	0	0	0.0	3,750,000-3,999,999	0	0	0.0	0	0	0.0
4,000,000-4,249,999	0	0	0.0	0	0	0.0	4,000,000-4,249,999	0	0	0.0	0	0	0.0
4,250,000-4,499,999	0	0	0.0	0	0	0.0	4,250,000-4,499,999	0	0	0.0	0	0	0.0
4,500,000-4,749,999	0	0	0.0	0	0	0.0	4,500,000-4,749,999	0	0	0.0	0	0	0.0
4,750,000-4,999,999	0	0	0.0	0	0	0.0	4,750,000-4,999,999	0	0	0.0	0	0	0.0
5,000,000+	0	0	0.0	0	0	0.0	5,000,000+	0	0	0.0	0	0	0.0
Totals	14	25	-44.0	124	124	0.0	Totals	26	27	-3.7	150	206	-27.2

Active Listings	This Month			Year to Date			New Listings	This Month			Year to Date		
	2017	2016	% Chg	2017	2016	% Chg		2017	2016	% Chg	2017	2016	% Chg
	0-99,999	0	1	-100.0	0	6		-100.0	0-99,999	0	0	0.0	0
100,000-149,999	7	3	133.3	17	18	-5.6	100,000-149,999	2	0	N/A	14	11	27.3
150,000-199,999	7	10	-30.0	35	54	-35.2	150,000-199,999	5	8	-37.5	28	39	-28.2
200,000-249,999	13	16	-18.7	67	49	36.7	200,000-249,999	8	6	33.3	57	38	50.0
250,000-299,999	3	8	-62.5	18	37	-51.4	250,000-299,999	5	2	150.0	15	31	-51.6
300,000-349,999	3	5	-40.0	18	24	-25.0	300,000-349,999	1	2	-50.0	15	14	7.1
350,000-399,999	4	4	0.0	15	16	-6.2	350,000-399,999	1	2	-50.0	13	14	-7.1
400,000-449,999	4	10	-60.0	13	22	-40.9	400,000-449,999	1	0	N/A	12	17	-29.4
450,000-499,999	4	7	-42.9	16	20	-20.0	450,000-499,999	2	2	0.0	13	12	8.3
500,000-549,999	5	7	-28.6	9	11	-18.2	500,000-549,999	1	1	0.0	6	8	-25.0
550,000-599,999	6	3	100.0	12	4	200.0	550,000-599,999	2	0	N/A	11	4	175.0
600,000-649,999	1	2	-50.0	2	4	-50.0	600,000-649,999	0	0	0.0	1	4	-75.0
650,000-699,999	0	2	-100.0	6	4	50.0	650,000-699,999	1	1	0.0	2	3	-33.3
700,000-749,999	3	0	N/A	4	2	100.0	700,000-749,999	0	0	0.0	4	1	300.0
750,000-799,999	2	2	0.0	2	3	-33.3	750,000-799,999	0	0	0.0	2	3	-33.3
800,000-849,999	1	0	N/A	1	1	0.0	800,000-849,999	0	0	0.0	1	1	0.0
850,000-899,999	0	1	-100.0	2	2	0.0	850,000-899,999	0	0	0.0	1	1	0.0
900,000-949,999	0	2	-100.0	0	3	-100.0	900,000-949,999	0	0	0.0	0	3	-100.0
950,000-999,999	0	2	-100.0	0	2	-100.0	950,000-999,999	0	0	0.0	0	2	-100.0
1,000,000-1,099,999	0	0	0.0	0	0	0.0	1,000,000-1,099,999	0	0	0.0	0	0	0.0
1,100,000-1,199,999	1	0	N/A	2	0	N/A	1,100,000-1,199,999	0	0	0.0	1	0	N/A
1,200,000-1,299,999	0	1	-100.0	0	1	-100.0	1,200,000-1,299,999	0	0	0.0	0	1	-100.0
1,300,000-1,399,999	0	0	0.0	0	0	0.0	1,300,000-1,399,999	0	0	0.0	0	0	0.0
1,400,000-1,499,999	0	0	0.0	0	0	0.0	1,400,000-1,499,999	0	0	0.0	0	0	0.0
1,500,000-1,599,999	0	0	0.0	0	0	0.0	1,500,000-1,599,999	0	0	0.0	0	0	0.0
1,600,000-1,699,999	0	0	0.0	0	0	0.0	1,600,000-1,699,999	0	0	0.0	0	0	0.0
1,700,000-1,799,999	1	0	N/A	1	1	0.0	1,700,000-1,799,999	0	0	0.0	1	0	N/A
1,800,000-1,899,999	0	0	0.0	0	0	0.0	1,800,000-1,899,999	0	0	0.0	0	0	0.0
1,900,000-1,999,999	0	0	0.0	0	0	0.0	1,900,000-1,999,999	0	0	0.0	0	0	0.0
2,000,000-2,249,999	0	0	0.0	0	0	0.0	2,000,000-2,249,999	0	0	0.0	0	0	0.0
2,250,000-2,499,999	0	0	0.0	0	0	0.0	2,250,000-2,499,999	0	0	0.0	0	0	0.0
2,500,000-2,749,999	0	0	0.0	0	0	0.0	2,500,000-2,749,999	0	0	0.0	0	0	0.0
2,750,000-2,999,999	1	0	N/A	2	0	N/A	2,750,000-2,999,999	0	0	0.0	0	0	0.0
3,000,000-3,249,999	0	0	0.0	0	0	0.0	3,000,000-3,249,999	0	0	0.0	0	0	0.0
3,250,000-3,499,999	0	1	-100.0	0	1	-100.0	3,250,000-3,499,999	0	0	0.0	0	0	0.0
3,500,000-3,749,999	0	0	0.0	0	0	0.0	3,500,000-3,749,999	0	0	0.0	0	0	0.0
3,750,000-3,999,999	0	1	-100.0	0	1	-100.0	3,750,000-3,999,999	0	0	0.0	0	0	0.0
4,000,000-4,249,999	0	0	0.0	0	0	0.0	4,000,000-4,249,999	0	0	0.0	0	0	0.0
4,250,000-4,499,999	0	0	0.0	0	0	0.0	4,250,000-4,499,999	0	0	0.0	0	0	0.0
4,500,000-4,749,999	0	0	0.0	0	0	0.0	4,500,000-4,749,999	0	0	0.0	0	0	0.0
4,750,000-4,999,999	0	0	0.0	0	0	0.0	4,750,000-4,999,999	0	0	0.0	0	0	0.0
5,000,000+	0	0	0.0	0	0	0.0	5,000,000+	0	0	0.0	0	0	0.0
Totals	66	88	-25.0	242	286	-15.4	Totals	29	24	20.8	197	209	-5.7

All information is subject to change, is deemed reliable but is not guaranteed, and should be independently verified. The information being provided is for consumers' personal, non-commercial use and may not be used for any other purpose other than to identify prospective properties consumers may be interested in purchasing. © 2017 Montana Regional MLS, LLC and FBS. All Rights Reserved. Prepared by Rhiannon Coburn on Saturday, August 05, 2017 8:09 AM.