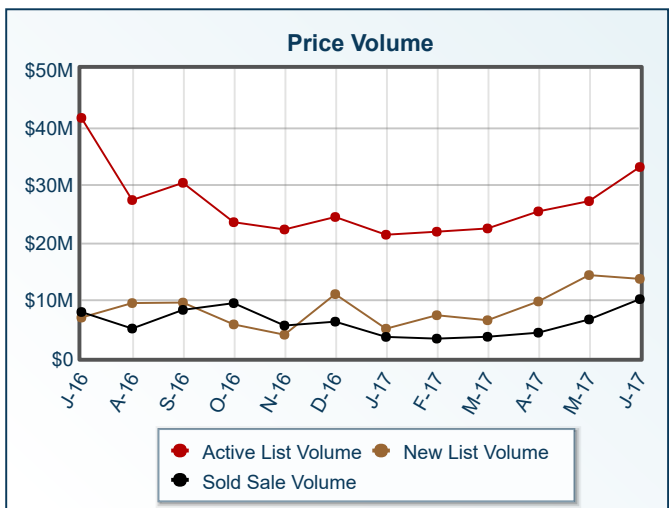
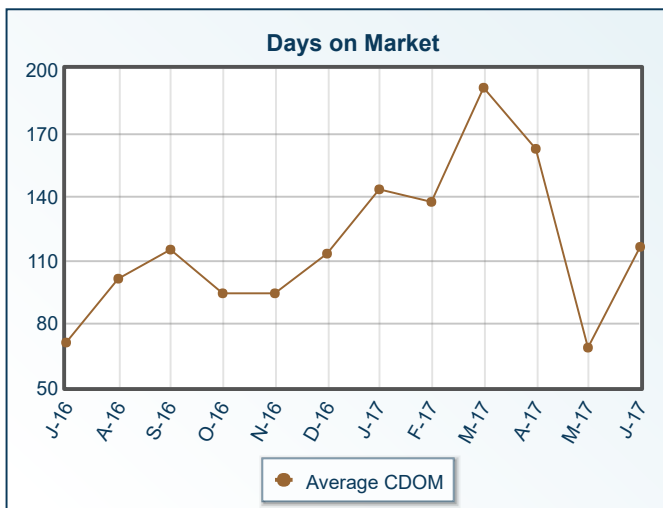
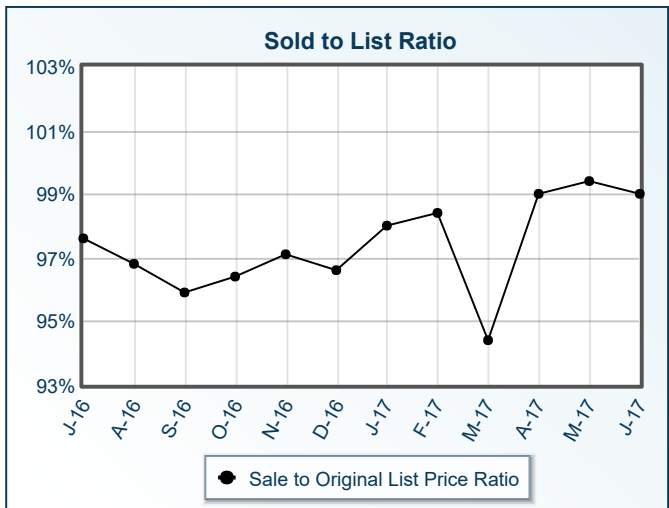
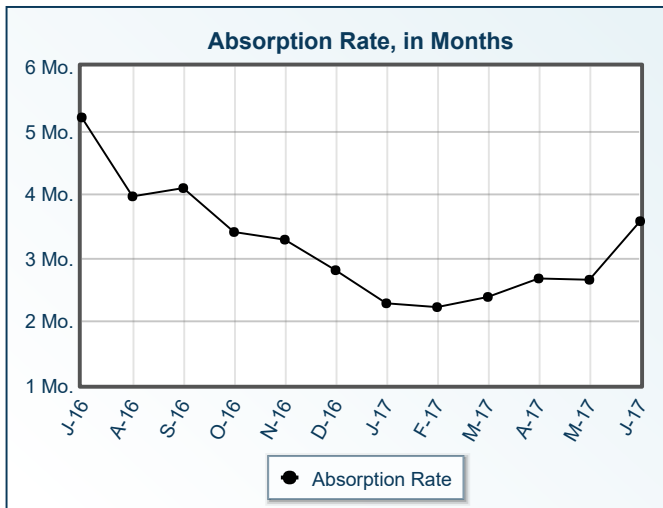
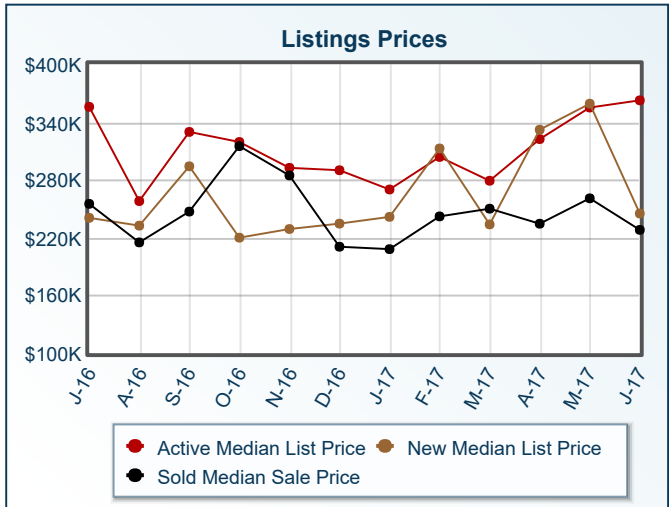
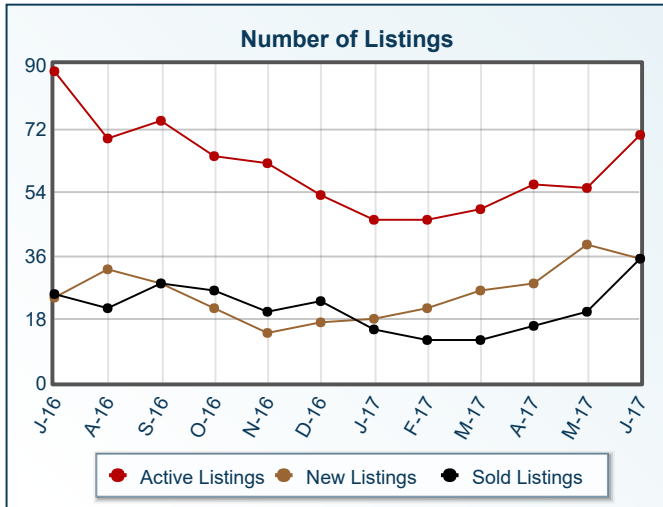


Market Summary

59802 Residential, June 2017



| Summary Statistics | | | | | | |
|---------------------------|---------------|---------------|--------------|-----------------|-----------------|--------------|
| | Jun-17 | Jun-16 | % Chg | 2017 YTD | 2016 YTD | % Chg |
| Absorption Rate | 3.57 | 4.73 | -24.52 | 2.63 | 3.86 | -31.87 |
| Average List Price | \$471,601 | \$494,531 | -4.64 | \$371,576 | \$360,574 | 3.05 |
| Median List Price | \$362,500 | \$421,175 | -13.93 | \$277,000 | \$269,950 | 2.61 |
| Average Sale Price | \$289,989 | \$309,929 | -6.43 | \$288,312 | \$271,379 | 6.24 |
| Median Sale Price | \$228,000 | \$287,000 | -20.56 | \$235,992 | \$240,000 | -1.67 |
| Average CDOM | 116 | 124 | -6.45 | 128 | 104 | 23.08 |
| Median CDOM | 55 | 69 | -20.29 | 62 | 66 | -6.06 |

| | Sold Listings | | | Year to Date | | |
|---------------------|----------------------|-------------|--------------|---------------------|-------------|--------------|
| | This Month | | % Chg | Year to Date | | % Chg |
| | 2017 | 2016 | | 2017 | 2016 | |
| 0-99,999 | 0 | 0 | 0.0 | 0 | 3 | -100.0 |
| 100,000-149,999 | 3 | 0 | N/A | 7 | 11 | -36.4 |
| 150,000-199,999 | 8 | 5 | 60.0 | 21 | 25 | -16.0 |
| 200,000-249,999 | 8 | 3 | 166.7 | 35 | 13 | 169.2 |
| 250,000-299,999 | 4 | 2 | 100.0 | 12 | 11 | 9.1 |
| 300,000-349,999 | 3 | 2 | 50.0 | 11 | 14 | -21.4 |
| 350,000-399,999 | 4 | 1 | 300.0 | 5 | 6 | -16.7 |
| 400,000-449,999 | 1 | 1 | 0.0 | 5 | 9 | -44.4 |
| 450,000-499,999 | 2 | 1 | 100.0 | 5 | 2 | 150.0 |
| 500,000-549,999 | 0 | 1 | -100.0 | 1 | 2 | -50.0 |
| 550,000-599,999 | 1 | 0 | N/A | 4 | 0 | N/A |
| 600,000-649,999 | 0 | 1 | -100.0 | 1 | 2 | -50.0 |
| 650,000-699,999 | 0 | 0 | 0.0 | 1 | 1 | 0.0 |
| 700,000-749,999 | 0 | 0 | 0.0 | 0 | 0 | 0.0 |
| 750,000-799,999 | 0 | 0 | 0.0 | 0 | 0 | 0.0 |
| 800,000-849,999 | 0 | 0 | 0.0 | 0 | 0 | 0.0 |
| 850,000-899,999 | 0 | 0 | 0.0 | 1 | 0 | N/A |
| 900,000-949,999 | 0 | 0 | 0.0 | 0 | 0 | 0.0 |
| 950,000-999,999 | 0 | 0 | 0.0 | 0 | 0 | 0.0 |
| 1,000,000-1,099,999 | 1 | 0 | N/A | 1 | 0 | N/A |
| 1,100,000-1,199,999 | 0 | 0 | 0.0 | 0 | 0 | 0.0 |
| 1,200,000-1,299,999 | 0 | 0 | 0.0 | 0 | 0 | 0.0 |
| 1,300,000-1,399,999 | 0 | 0 | 0.0 | 0 | 0 | 0.0 |
| 1,400,000-1,499,999 | 0 | 0 | 0.0 | 0 | 0 | 0.0 |
| 1,500,000-1,599,999 | 0 | 0 | 0.0 | 0 | 0 | 0.0 |
| 1,600,000-1,699,999 | 0 | 0 | 0.0 | 0 | 0 | 0.0 |
| 1,700,000-1,799,999 | 0 | 0 | 0.0 | 0 | 0 | 0.0 |
| 1,800,000-1,899,999 | 0 | 0 | 0.0 | 0 | 0 | 0.0 |
| 1,900,000-1,999,999 | 0 | 0 | 0.0 | 0 | 0 | 0.0 |
| 2,000,000-2,249,999 | 0 | 0 | 0.0 | 0 | 0 | 0.0 |
| 2,250,000-2,499,999 | 0 | 0 | 0.0 | 0 | 0 | 0.0 |
| 2,500,000-2,749,999 | 0 | 0 | 0.0 | 0 | 0 | 0.0 |
| 2,750,000-2,999,999 | 0 | 0 | 0.0 | 0 | 0 | 0.0 |
| 3,000,000-3,249,999 | 0 | 0 | 0.0 | 0 | 0 | 0.0 |
| 3,250,000-3,499,999 | 0 | 0 | 0.0 | 0 | 0 | 0.0 |
| 3,500,000-3,749,999 | 0 | 0 | 0.0 | 0 | 0 | 0.0 |
| 3,750,000-3,999,999 | 0 | 0 | 0.0 | 0 | 0 | 0.0 |
| 4,000,000-4,249,999 | 0 | 0 | 0.0 | 0 | 0 | 0.0 |
| 4,250,000-4,499,999 | 0 | 0 | 0.0 | 0 | 0 | 0.0 |
| 4,500,000-4,749,999 | 0 | 0 | 0.0 | 0 | 0 | 0.0 |
| 4,750,000-4,999,999 | 0 | 0 | 0.0 | 0 | 0 | 0.0 |
| 5,000,000+ | 0 | 0 | 0.0 | 0 | 0 | 0.0 |
| Totals | 35 | 17 | 105.9 | 110 | 99 | 11.1 |

| | Pending Listings | | | Year to Date | | |
|---------------------|-------------------------|-------------|--------------|---------------------|-------------|--------------|
| | This Month | | % Chg | Year to Date | | % Chg |
| | 2017 | 2016 | | 2017 | 2016 | |
| 0-99,999 | 0 | 0 | 0.0 | 0 | 5 | -100.0 |
| 100,000-149,999 | 2 | 1 | 100.0 | 9 | 17 | -47.1 |
| 150,000-199,999 | 2 | 10 | -80.0 | 21 | 43 | -51.2 |
| 200,000-249,999 | 9 | 5 | 80.0 | 40 | 29 | 37.9 |
| 250,000-299,999 | 0 | 1 | -100.0 | 11 | 23 | -52.2 |
| 300,000-349,999 | 3 | 3 | 0.0 | 11 | 20 | -45.0 |
| 350,000-399,999 | 1 | 1 | 0.0 | 7 | 9 | -22.2 |
| 400,000-449,999 | 1 | 1 | 0.0 | 7 | 9 | -22.2 |
| 450,000-499,999 | 5 | 1 | 400.0 | 9 | 11 | -18.2 |
| 500,000-549,999 | 0 | 0 | 0.0 | 1 | 2 | -50.0 |
| 550,000-599,999 | 0 | 0 | 0.0 | 3 | 1 | 200.0 |
| 600,000-649,999 | 0 | 0 | 0.0 | 0 | 3 | -100.0 |
| 650,000-699,999 | 0 | 0 | 0.0 | 4 | 1 | 300.0 |
| 700,000-749,999 | 0 | 0 | 0.0 | 0 | 2 | -100.0 |
| 750,000-799,999 | 0 | 0 | 0.0 | 0 | 1 | -100.0 |
| 800,000-849,999 | 0 | 0 | 0.0 | 0 | 0 | 0.0 |
| 850,000-899,999 | 0 | 0 | 0.0 | 1 | 0 | N/A |
| 900,000-949,999 | 0 | 0 | 0.0 | 0 | 1 | -100.0 |
| 950,000-999,999 | 0 | 0 | 0.0 | 0 | 1 | -100.0 |
| 1,000,000-1,099,999 | 0 | 0 | 0.0 | 0 | 0 | 0.0 |
| 1,100,000-1,199,999 | 0 | 0 | 0.0 | 0 | 0 | 0.0 |
| 1,200,000-1,299,999 | 0 | 0 | 0.0 | 0 | 1 | -100.0 |
| 1,300,000-1,399,999 | 0 | 0 | 0.0 | 0 | 0 | 0.0 |
| 1,400,000-1,499,999 | 0 | 0 | 0.0 | 0 | 0 | 0.0 |
| 1,500,000-1,599,999 | 0 | 0 | 0.0 | 0 | 0 | 0.0 |
| 1,600,000-1,699,999 | 0 | 0 | 0.0 | 0 | 0 | 0.0 |
| 1,700,000-1,799,999 | 0 | 0 | 0.0 | 0 | 0 | 0.0 |
| 1,800,000-1,899,999 | 0 | 0 | 0.0 | 0 | 0 | 0.0 |
| 1,900,000-1,999,999 | 0 | 0 | 0.0 | 0 | 0 | 0.0 |
| 2,000,000-2,249,999 | 0 | 0 | 0.0 | 0 | 0 | 0.0 |
| 2,250,000-2,499,999 | 0 | 0 | 0.0 | 0 | 0 | 0.0 |
| 2,500,000-2,749,999 | 0 | 0 | 0.0 | 0 | 0 | 0.0 |
| 2,750,000-2,999,999 | 0 | 0 | 0.0 | 0 | 0 | 0.0 |
| 3,000,000-3,249,999 | 0 | 0 | 0.0 | 0 | 0 | 0.0 |
| 3,250,000-3,499,999 | 0 | 0 | 0.0 | 0 | 0 | 0.0 |
| 3,500,000-3,749,999 | 0 | 0 | 0.0 | 0 | 0 | 0.0 |
| 3,750,000-3,999,999 | 0 | 0 | 0.0 | 0 | 0 | 0.0 |
| 4,000,000-4,249,999 | 0 | 0 | 0.0 | 0 | 0 | 0.0 |
| 4,250,000-4,499,999 | 0 | 0 | 0.0 | 0 | 0 | 0.0 |
| 4,500,000-4,749,999 | 0 | 0 | 0.0 | 0 | 0 | 0.0 |
| 4,750,000-4,999,999 | 0 | 0 | 0.0 | 0 | 0 | 0.0 |
| 5,000,000+ | 0 | 0 | 0.0 | 0 | 0 | 0.0 |
| Totals | 23 | 23 | 0.0 | 124 | 179 | -30.7 |

| Active Listings | This Month | | | Year to Date | | | New Listings | This Month | | | Year to Date | | |
|---------------------|------------|------|--------|--------------|------|--------|---------------------|------------|----------|--------|--------------|------|--------|
| | 2017 | 2016 | % Chg | 2017 | 2016 | % Chg | | 2017 | 2016 | % Chg | 2017 | 2016 | % Chg |
| | 0-99,999 | 0 | 1 | -100.0 | 0 | 6 | | -100.0 | 0-99,999 | 0 | 0 | 0.0 | 0 |
| 100,000-149,999 | 5 | 3 | 66.7 | 14 | 18 | -22.2 | 100,000-149,999 | 4 | 1 | 300.0 | 11 | 11 | 0.0 |
| 150,000-199,999 | 7 | 9 | -22.2 | 30 | 46 | -34.8 | 150,000-199,999 | 2 | 11 | -81.8 | 23 | 31 | -25.8 |
| 200,000-249,999 | 13 | 10 | 30.0 | 58 | 43 | 34.9 | 200,000-249,999 | 13 | 12 | 8.3 | 48 | 32 | 50.0 |
| 250,000-299,999 | 3 | 8 | -62.5 | 15 | 35 | -57.1 | 250,000-299,999 | 1 | 5 | -80.0 | 12 | 29 | -58.6 |
| 300,000-349,999 | 5 | 6 | -16.7 | 16 | 22 | -27.3 | 300,000-349,999 | 1 | 4 | -75.0 | 13 | 12 | 8.3 |
| 350,000-399,999 | 7 | 4 | 75.0 | 15 | 14 | 7.1 | 350,000-399,999 | 1 | 2 | -50.0 | 13 | 12 | 8.3 |
| 400,000-449,999 | 4 | 13 | -69.2 | 12 | 22 | -45.5 | 400,000-449,999 | 3 | 1 | 200.0 | 11 | 17 | -35.3 |
| 450,000-499,999 | 6 | 8 | -25.0 | 14 | 18 | -22.2 | 450,000-499,999 | 3 | 1 | 200.0 | 11 | 10 | 10.0 |
| 500,000-549,999 | 5 | 7 | -28.6 | 8 | 10 | -20.0 | 500,000-549,999 | 1 | 1 | 0.0 | 5 | 7 | -28.6 |
| 550,000-599,999 | 5 | 2 | 150.0 | 10 | 4 | 150.0 | 550,000-599,999 | 2 | 2 | 0.0 | 9 | 4 | 125.0 |
| 600,000-649,999 | 1 | 2 | -50.0 | 2 | 4 | -50.0 | 600,000-649,999 | 0 | 1 | -100.0 | 1 | 4 | -75.0 |
| 650,000-699,999 | 0 | 2 | -100.0 | 5 | 3 | 66.7 | 650,000-699,999 | 0 | 0 | 0.0 | 1 | 2 | -50.0 |
| 700,000-749,999 | 3 | 0 | N/A | 3 | 2 | 50.0 | 700,000-749,999 | 1 | 0 | N/A | 3 | 1 | 200.0 |
| 750,000-799,999 | 2 | 3 | -33.3 | 2 | 3 | -33.3 | 750,000-799,999 | 0 | 1 | -100.0 | 2 | 3 | -33.3 |
| 800,000-849,999 | 0 | 0 | 0.0 | 1 | 1 | 0.0 | 800,000-849,999 | 1 | 0 | N/A | 1 | 1 | 0.0 |
| 850,000-899,999 | 0 | 1 | -100.0 | 2 | 2 | 0.0 | 850,000-899,999 | 0 | 0 | 0.0 | 1 | 1 | 0.0 |
| 900,000-949,999 | 0 | 2 | -100.0 | 0 | 3 | -100.0 | 900,000-949,999 | 0 | 0 | 0.0 | 0 | 3 | -100.0 |
| 950,000-999,999 | 0 | 2 | -100.0 | 0 | 2 | -100.0 | 950,000-999,999 | 0 | 0 | 0.0 | 0 | 2 | -100.0 |
| 1,000,000-1,099,999 | 0 | 0 | 0.0 | 0 | 0 | 0.0 | 1,000,000-1,099,999 | 0 | 0 | 0.0 | 0 | 0 | 0.0 |
| 1,100,000-1,199,999 | 2 | 0 | N/A | 2 | 0 | N/A | 1,100,000-1,199,999 | 1 | 0 | N/A | 1 | 0 | N/A |
| 1,200,000-1,299,999 | 0 | 1 | -100.0 | 0 | 1 | -100.0 | 1,200,000-1,299,999 | 0 | 0 | 0.0 | 0 | 1 | -100.0 |
| 1,300,000-1,399,999 | 0 | 0 | 0.0 | 0 | 0 | 0.0 | 1,300,000-1,399,999 | 0 | 0 | 0.0 | 0 | 0 | 0.0 |
| 1,400,000-1,499,999 | 0 | 0 | 0.0 | 0 | 0 | 0.0 | 1,400,000-1,499,999 | 0 | 0 | 0.0 | 0 | 0 | 0.0 |
| 1,500,000-1,599,999 | 0 | 0 | 0.0 | 0 | 0 | 0.0 | 1,500,000-1,599,999 | 0 | 0 | 0.0 | 0 | 0 | 0.0 |
| 1,600,000-1,699,999 | 0 | 0 | 0.0 | 0 | 0 | 0.0 | 1,600,000-1,699,999 | 0 | 0 | 0.0 | 0 | 0 | 0.0 |
| 1,700,000-1,799,999 | 0 | 0 | 0.0 | 1 | 1 | 0.0 | 1,700,000-1,799,999 | 1 | 0 | N/A | 1 | 0 | N/A |
| 1,800,000-1,899,999 | 0 | 0 | 0.0 | 0 | 0 | 0.0 | 1,800,000-1,899,999 | 0 | 0 | 0.0 | 0 | 0 | 0.0 |
| 1,900,000-1,999,999 | 0 | 0 | 0.0 | 0 | 0 | 0.0 | 1,900,000-1,999,999 | 0 | 0 | 0.0 | 0 | 0 | 0.0 |
| 2,000,000-2,249,999 | 0 | 0 | 0.0 | 0 | 0 | 0.0 | 2,000,000-2,249,999 | 0 | 0 | 0.0 | 0 | 0 | 0.0 |
| 2,250,000-2,499,999 | 0 | 0 | 0.0 | 0 | 0 | 0.0 | 2,250,000-2,499,999 | 0 | 0 | 0.0 | 0 | 0 | 0.0 |
| 2,500,000-2,749,999 | 0 | 0 | 0.0 | 0 | 0 | 0.0 | 2,500,000-2,749,999 | 0 | 0 | 0.0 | 0 | 0 | 0.0 |
| 2,750,000-2,999,999 | 1 | 0 | N/A | 1 | 0 | N/A | 2,750,000-2,999,999 | 0 | 0 | 0.0 | 0 | 0 | 0.0 |
| 3,000,000-3,249,999 | 0 | 0 | 0.0 | 0 | 0 | 0.0 | 3,000,000-3,249,999 | 0 | 0 | 0.0 | 0 | 0 | 0.0 |
| 3,250,000-3,499,999 | 1 | 1 | 0.0 | 1 | 1 | 0.0 | 3,250,000-3,499,999 | 0 | 0 | 0.0 | 0 | 0 | 0.0 |
| 3,500,000-3,749,999 | 0 | 0 | 0.0 | 0 | 0 | 0.0 | 3,500,000-3,749,999 | 0 | 0 | 0.0 | 0 | 0 | 0.0 |
| 3,750,000-3,999,999 | 0 | 1 | -100.0 | 0 | 1 | -100.0 | 3,750,000-3,999,999 | 0 | 0 | 0.0 | 0 | 0 | 0.0 |
| 4,000,000-4,249,999 | 0 | 0 | 0.0 | 0 | 0 | 0.0 | 4,000,000-4,249,999 | 0 | 0 | 0.0 | 0 | 0 | 0.0 |
| 4,250,000-4,499,999 | 0 | 0 | 0.0 | 0 | 0 | 0.0 | 4,250,000-4,499,999 | 0 | 0 | 0.0 | 0 | 0 | 0.0 |
| 4,500,000-4,749,999 | 0 | 0 | 0.0 | 0 | 0 | 0.0 | 4,500,000-4,749,999 | 0 | 0 | 0.0 | 0 | 0 | 0.0 |
| 4,750,000-4,999,999 | 0 | 0 | 0.0 | 0 | 0 | 0.0 | 4,750,000-4,999,999 | 0 | 0 | 0.0 | 0 | 0 | 0.0 |
| 5,000,000+ | 0 | 0 | 0.0 | 0 | 0 | 0.0 | 5,000,000+ | 0 | 0 | 0.0 | 0 | 0 | 0.0 |
| Totals | 70 | 86 | -18.6 | 212 | 262 | -19.1 | Totals | 35 | 42 | -16.7 | 167 | 185 | -9.7 |

All information is subject to change, is deemed reliable but is not guaranteed, and should be independently verified. The information being provided is for consumers' personal, non-commercial use and may not be used for any other purpose other than to identify prospective properties consumers may be interested in purchasing. © 2017 Montana Regional MLS, LLC and FBS. All Rights Reserved. Prepared by Rhiannon Coburn on Monday, July 10, 2017 11:48 AM.