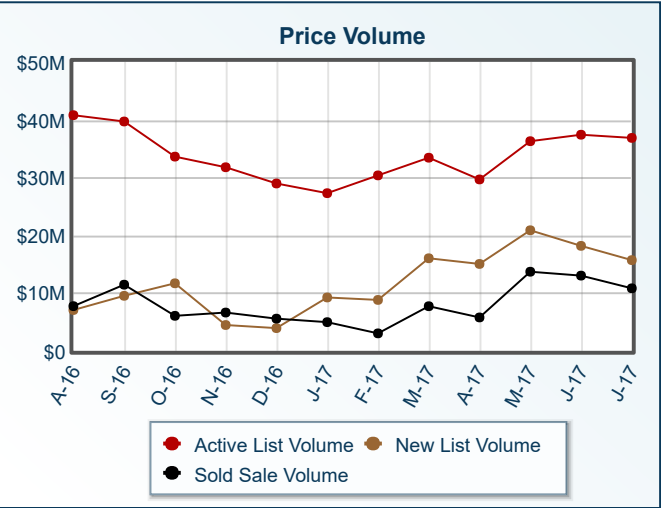
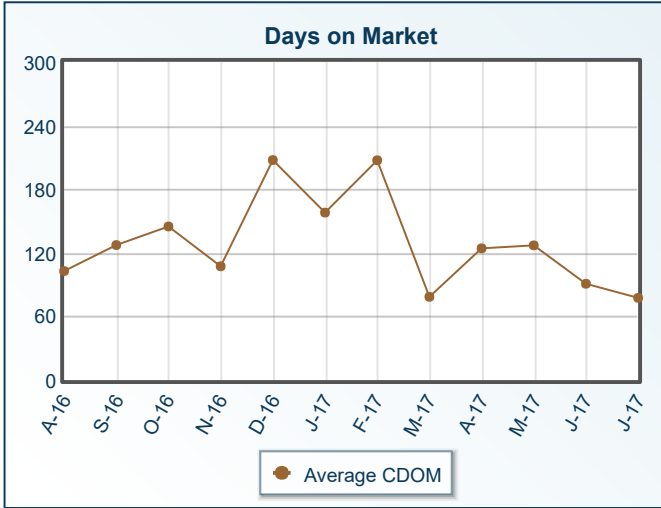
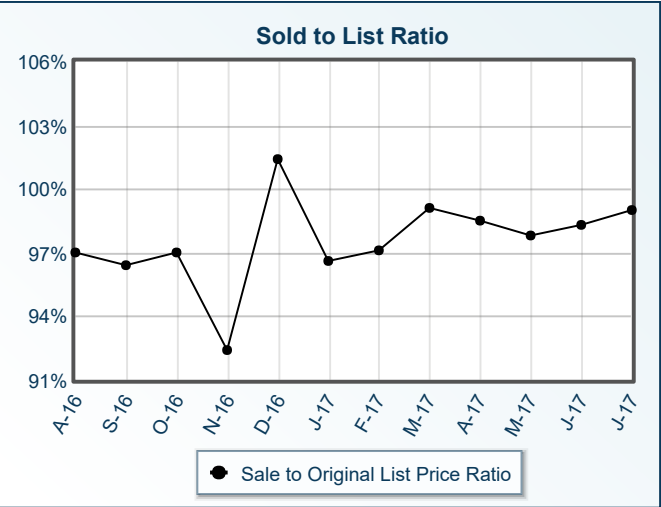
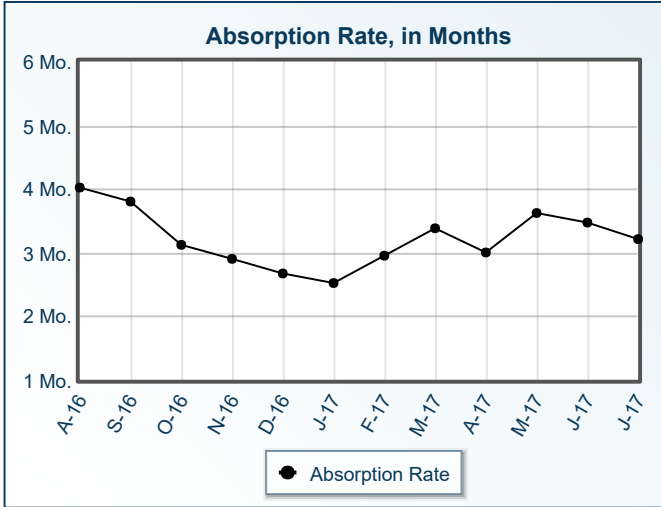
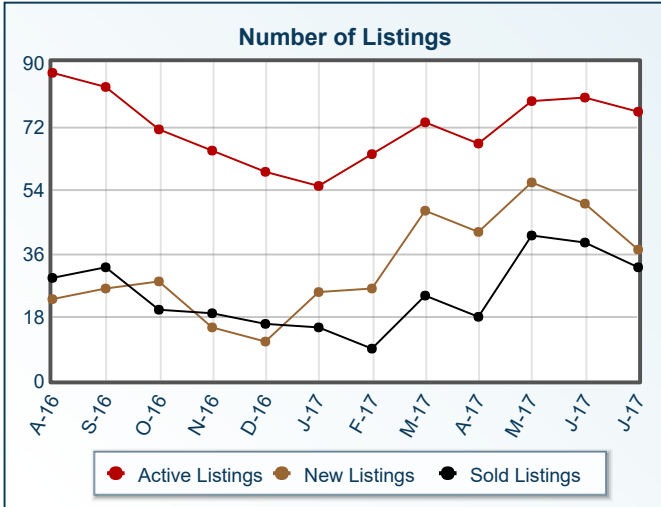


# Market Summary

59803 Residential, July 2017



<b>Summary Statistics</b>						
	<b>Jul-17</b>	<b>Jul-16</b>	<b>% Chg</b>	<b>2017 YTD</b>	<b>2016 YTD</b>	<b>% Chg</b>
Absorption Rate	3.21	4.25	-24.47	3.16	4.09	-22.74
Average List Price	\$484,718	\$466,387	3.93	\$386,526	\$412,304	-6.25
Median List Price	\$396,000	\$388,950	1.81	\$349,900	\$340,000	2.91
Average Sale Price	\$337,975	\$332,273	1.72	\$331,319	\$316,223	4.77
Median Sale Price	\$334,500	\$334,450	0.01	\$312,500	\$291,950	7.04
Average CDOM	77	110	-30.00	110	124	-11.29
Median CDOM	57	60	-5.00	64	79	-18.99

	<b>Sold Listings</b>			<b>Year to Date</b>		
	<b>This Month</b>			<b>Year to Date</b>		
	<b>2017</b>	<b>2016</b>	<b>% Chg</b>	<b>2017</b>	<b>2016</b>	<b>% Chg</b>
0-99,999	0	0	0.0	0	1	-100.0
100,000-149,999	1	1	0.0	6	7	-14.3
150,000-199,999	1	2	-50.0	10	10	0.0
200,000-249,999	2	3	-33.3	27	29	-6.9
250,000-299,999	7	4	75.0	35	28	25.0
300,000-349,999	8	3	166.7	37	23	60.9
350,000-399,999	6	4	50.0	25	25	0.0
400,000-449,999	3	2	50.0	15	11	36.4
450,000-499,999	3	0	N/A	10	3	233.3
500,000-549,999	0	2	-100.0	5	2	150.0
550,000-599,999	0	1	-100.0	2	2	0.0
600,000-649,999	1	0	N/A	2	0	N/A
650,000-699,999	0	0	0.0	1	1	0.0
700,000-749,999	0	0	0.0	1	2	-50.0
750,000-799,999	0	0	0.0	0	0	0.0
800,000-849,999	0	0	0.0	0	0	0.0
850,000-899,999	0	0	0.0	1	1	0.0
900,000-949,999	0	0	0.0	0	0	0.0
950,000-999,999	0	0	0.0	0	1	-100.0
1,000,000-1,099,999	0	0	0.0	1	0	N/A
1,100,000-1,199,999	0	0	0.0	0	0	0.0
1,200,000-1,299,999	0	0	0.0	0	0	0.0
1,300,000-1,399,999	0	0	0.0	0	0	0.0
1,400,000-1,499,999	0	0	0.0	0	0	0.0
1,500,000-1,599,999	0	0	0.0	0	0	0.0
1,600,000-1,699,999	0	0	0.0	0	0	0.0
1,700,000-1,799,999	0	0	0.0	0	0	0.0
1,800,000-1,899,999	0	0	0.0	0	0	0.0
1,900,000-1,999,999	0	0	0.0	0	0	0.0
2,000,000-2,249,999	0	0	0.0	0	0	0.0
2,250,000-2,499,999	0	0	0.0	0	0	0.0
2,500,000-2,749,999	0	0	0.0	0	0	0.0
2,750,000-2,999,999	0	0	0.0	0	0	0.0
3,000,000-3,249,999	0	0	0.0	0	0	0.0
3,250,000-3,499,999	0	0	0.0	0	0	0.0
3,500,000-3,749,999	0	0	0.0	0	0	0.0
3,750,000-3,999,999	0	0	0.0	0	0	0.0
4,000,000-4,249,999	0	0	0.0	0	0	0.0
4,250,000-4,499,999	0	0	0.0	0	0	0.0
4,500,000-4,749,999	0	0	0.0	0	0	0.0
4,750,000-4,999,999	0	0	0.0	0	0	0.0
5,000,000+	0	0	0.0	0	0	0.0
<b>Totals</b>	<b>32</b>	<b>22</b>	<b>45.5</b>	<b>178</b>	<b>146</b>	<b>21.9</b>

	<b>Pending Listings</b>			<b>Year to Date</b>		
	<b>This Month</b>			<b>Year to Date</b>		
	<b>2017</b>	<b>2016</b>	<b>% Chg</b>	<b>2017</b>	<b>2016</b>	<b>% Chg</b>
0-99,999	0	1	-100.0	0	1	-100.0
100,000-149,999	1	0	N/A	7	8	-12.5
150,000-199,999	4	1	300.0	14	13	7.7
200,000-249,999	1	7	-85.7	25	45	-44.4
250,000-299,999	5	8	-37.5	47	42	11.9
300,000-349,999	5	4	25.0	39	46	-15.2
350,000-399,999	5	3	66.7	36	31	16.1
400,000-449,999	2	2	0.0	15	21	-28.6
450,000-499,999	1	2	-50.0	11	5	120.0
500,000-549,999	0	2	-100.0	2	8	-75.0
550,000-599,999	0	0	0.0	3	4	-25.0
600,000-649,999	0	0	0.0	3	0	N/A
650,000-699,999	0	0	0.0	0	2	-100.0
700,000-749,999	0	0	0.0	1	2	-50.0
750,000-799,999	0	0	0.0	0	0	0.0
800,000-849,999	0	0	0.0	0	1	-100.0
850,000-899,999	0	0	0.0	1	1	0.0
900,000-949,999	0	0	0.0	0	0	0.0
950,000-999,999	0	0	0.0	0	2	-100.0
1,000,000-1,099,999	0	0	0.0	0	0	0.0
1,100,000-1,199,999	0	0	0.0	1	0	N/A
1,200,000-1,299,999	0	0	0.0	0	0	0.0
1,300,000-1,399,999	0	1	-100.0	0	3	-100.0
1,400,000-1,499,999	0	0	0.0	0	2	-100.0
1,500,000-1,599,999	0	0	0.0	0	2	-100.0
1,600,000-1,699,999	0	0	0.0	0	0	0.0
1,700,000-1,799,999	0	0	0.0	0	1	-100.0
1,800,000-1,899,999	0	0	0.0	0	0	0.0
1,900,000-1,999,999	0	0	0.0	0	0	0.0
2,000,000-2,249,999	0	0	0.0	0	0	0.0
2,250,000-2,499,999	0	0	0.0	0	0	0.0
2,500,000-2,749,999	0	0	0.0	0	1	-100.0
2,750,000-2,999,999	0	0	0.0	0	0	0.0
3,000,000-3,249,999	0	0	0.0	0	0	0.0
3,250,000-3,499,999	0	0	0.0	0	0	0.0
3,500,000-3,749,999	0	0	0.0	0	0	0.0
3,750,000-3,999,999	0	0	0.0	0	0	0.0
4,000,000-4,249,999	0	0	0.0	0	0	0.0
4,250,000-4,499,999	0	0	0.0	0	0	0.0
4,500,000-4,749,999	0	0	0.0	0	0	0.0
4,750,000-4,999,999	0	0	0.0	0	0	0.0
5,000,000+	0	0	0.0	0	0	0.0
<b>Totals</b>	<b>24</b>	<b>31</b>	<b>-22.6</b>	<b>205</b>	<b>241</b>	<b>-14.9</b>

Active Listings	This Month			Year to Date			New Listings	This Month			Year to Date		
	2017	2016	% Chg	2017	2016	% Chg		2017	2016	% Chg	2017	2016	% Chg
	0-99,999	0	0	0.0	0	1		-100.0	0-99,999	0	0	0.0	0
100,000-149,999	0	1	-100.0	8	9	-11.1	100,000-149,999	1	0	N/A	8	6	33.3
150,000-199,999	1	3	-66.7	15	16	-6.2	150,000-199,999	2	3	-33.3	14	13	7.7
200,000-249,999	5	8	-37.5	33	50	-34.0	200,000-249,999	1	5	-80.0	27	38	-28.9
250,000-299,999	9	7	28.6	63	54	16.7	250,000-299,999	11	10	10.0	58	40	45.0
300,000-349,999	8	15	-46.7	55	64	-14.1	300,000-349,999	4	6	-33.3	48	46	4.3
350,000-399,999	16	17	-5.9	68	57	19.3	350,000-399,999	8	4	100.0	59	40	47.5
400,000-449,999	6	13	-53.8	30	34	-11.8	400,000-449,999	5	1	400.0	26	18	44.4
450,000-499,999	10	9	11.1	24	14	71.4	450,000-499,999	2	3	-33.3	18	7	157.1
500,000-549,999	1	3	-66.7	4	11	-63.6	500,000-549,999	0	0	0.0	3	6	-50.0
550,000-599,999	4	1	300.0	8	7	14.3	550,000-599,999	0	0	0.0	5	4	25.0
600,000-649,999	4	6	-33.3	8	6	33.3	600,000-649,999	0	2	-100.0	6	5	20.0
650,000-699,999	4	1	300.0	4	8	-50.0	650,000-699,999	0	2	-100.0	3	2	50.0
700,000-749,999	1	2	-50.0	3	6	-50.0	700,000-749,999	0	0	0.0	2	5	-60.0
750,000-799,999	0	3	-100.0	1	3	-66.7	750,000-799,999	0	0	0.0	0	2	-100.0
800,000-849,999	1	2	-50.0	1	3	-66.7	800,000-849,999	0	0	0.0	1	1	0.0
850,000-899,999	2	1	100.0	3	2	50.0	850,000-899,999	0	0	0.0	2	0	N/A
900,000-949,999	0	0	0.0	0	0	0.0	900,000-949,999	0	0	0.0	0	0	0.0
950,000-999,999	1	0	N/A	1	2	-50.0	950,000-999,999	1	0	N/A	1	1	0.0
1,000,000-1,099,999	0	0	0.0	0	0	0.0	1,000,000-1,099,999	0	0	0.0	0	0	0.0
1,100,000-1,199,999	0	0	0.0	1	0	N/A	1,100,000-1,199,999	0	0	0.0	1	0	N/A
1,200,000-1,299,999	1	0	N/A	1	0	N/A	1,200,000-1,299,999	0	0	0.0	0	0	0.0
1,300,000-1,399,999	0	1	-100.0	0	4	-100.0	1,300,000-1,399,999	0	1	-100.0	0	1	-100.0
1,400,000-1,499,999	0	1	-100.0	0	3	-100.0	1,400,000-1,499,999	0	0	0.0	0	0	0.0
1,500,000-1,599,999	1	0	N/A	1	2	-50.0	1,500,000-1,599,999	0	0	0.0	0	0	0.0
1,600,000-1,699,999	0	1	-100.0	1	2	-50.0	1,600,000-1,699,999	0	0	0.0	0	2	-100.0
1,700,000-1,799,999	0	0	0.0	1	1	0.0	1,700,000-1,799,999	1	0	N/A	1	0	N/A
1,800,000-1,899,999	1	1	0.0	2	1	100.0	1,800,000-1,899,999	1	0	N/A	1	0	N/A
1,900,000-1,999,999	0	0	0.0	0	0	0.0	1,900,000-1,999,999	0	0	0.0	0	0	0.0
2,000,000-2,249,999	0	0	0.0	0	0	0.0	2,000,000-2,249,999	0	0	0.0	0	0	0.0
2,250,000-2,499,999	0	0	0.0	0	0	0.0	2,250,000-2,499,999	0	0	0.0	0	0	0.0
2,500,000-2,749,999	0	0	0.0	0	1	-100.0	2,500,000-2,749,999	0	0	0.0	0	0	0.0
2,750,000-2,999,999	0	0	0.0	0	0	0.0	2,750,000-2,999,999	0	0	0.0	0	0	0.0
3,000,000-3,249,999	0	0	0.0	0	0	0.0	3,000,000-3,249,999	0	0	0.0	0	0	0.0
3,250,000-3,499,999	0	0	0.0	0	0	0.0	3,250,000-3,499,999	0	0	0.0	0	0	0.0
3,500,000-3,749,999	0	0	0.0	0	0	0.0	3,500,000-3,749,999	0	0	0.0	0	0	0.0
3,750,000-3,999,999	0	0	0.0	0	0	0.0	3,750,000-3,999,999	0	0	0.0	0	0	0.0
4,000,000-4,249,999	0	0	0.0	0	0	0.0	4,000,000-4,249,999	0	0	0.0	0	0	0.0
4,250,000-4,499,999	0	0	0.0	0	0	0.0	4,250,000-4,499,999	0	0	0.0	0	0	0.0
4,500,000-4,749,999	0	0	0.0	0	0	0.0	4,500,000-4,749,999	0	0	0.0	0	0	0.0
4,750,000-4,999,999	0	0	0.0	0	0	0.0	4,750,000-4,999,999	0	0	0.0	0	0	0.0
5,000,000+	0	0	0.0	0	0	0.0	5,000,000+	0	0	0.0	0	0	0.0
Totals	76	96	-20.8	336	361	-6.9	Totals	37	37	0.0	284	238	19.3

All information is subject to change, is deemed reliable but is not guaranteed, and should be independently verified. The information being provided is for consumers' personal, non-commercial use and may not be used for any other purpose other than to identify prospective properties consumers may be interested in purchasing. © 2017 Montana Regional MLS, LLC and FBS. All Rights Reserved. Prepared by Rhiannon Coburn on Saturday, August 05, 2017 8:10 AM.