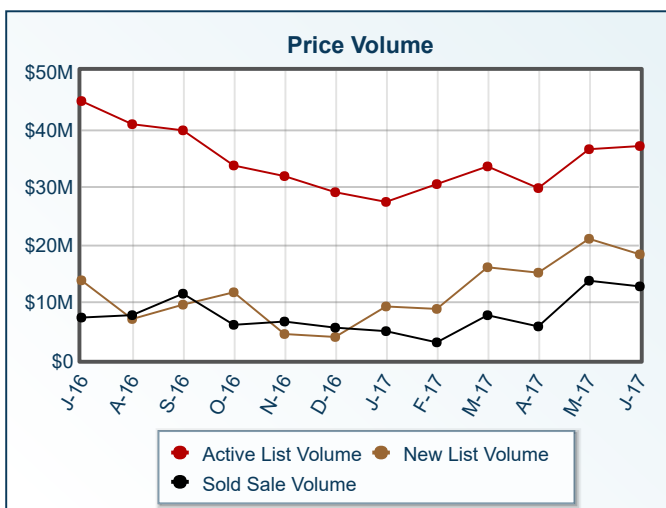
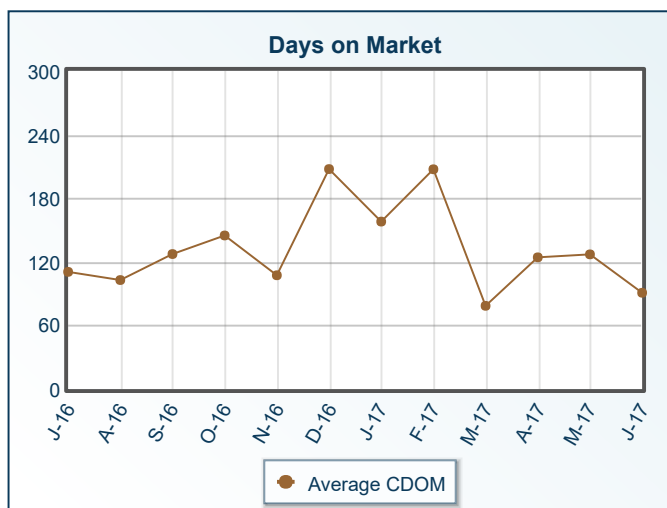
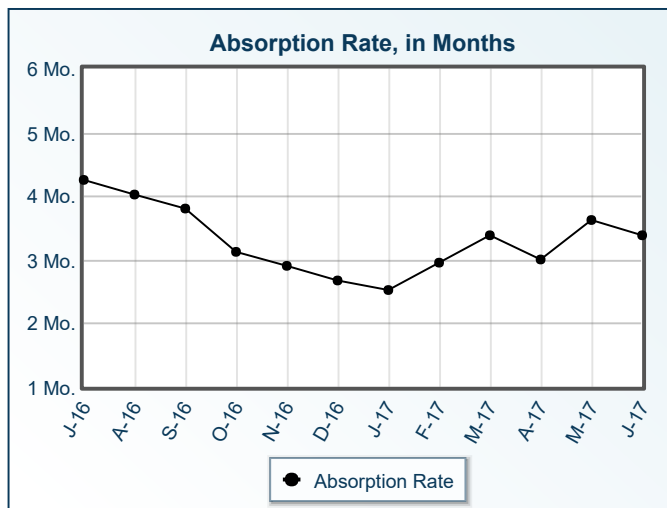
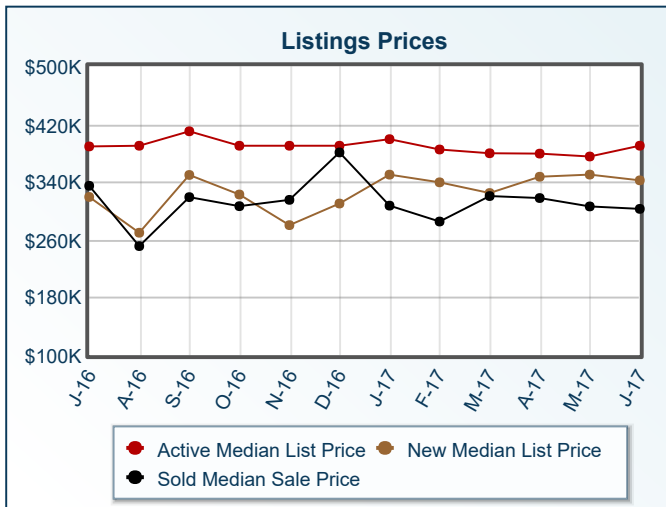
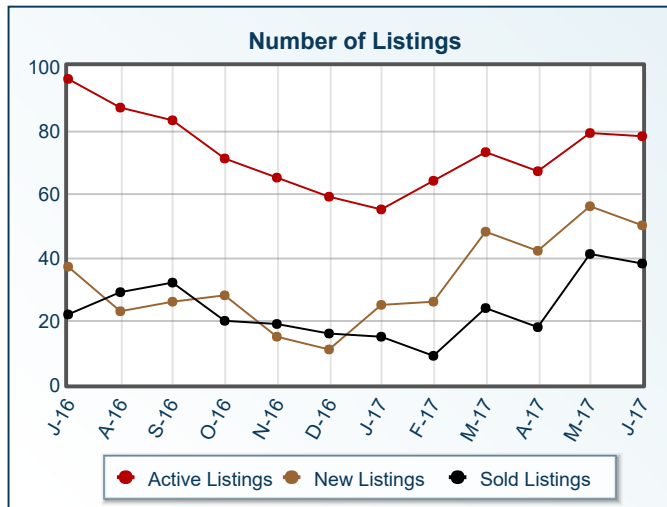


Market Summary

59803 Residential, June 2017



Summary Statistics						
	Jun-17	Jun-16	% Chg	2017 YTD	2016 YTD	% Chg
Absorption Rate	3.38	4.21	-19.71	3.14	4.06	-22.66
Average List Price	\$474,204	\$468,046	1.32	\$382,788	\$416,944	-8.19
Median List Price	\$389,950	\$389,900	0.01	\$349,900	\$349,000	0.26
Average Sale Price	\$334,306	\$330,383	1.19	\$330,017	\$313,375	5.31
Median Sale Price	\$302,500	\$317,500	-4.72	\$307,000	\$288,000	6.60
Average CDOM	90	88	2.27	117	126	-7.14
Median CDOM	63	67	-5.97	65	84	-22.62

Sold Listings	This Month			Year to Date			Pending Listings	This Month			Year to Date		
	2017	2016	% Chg	2017	2016	% Chg		2017	2016	% Chg	2017	2016	% Chg
	0-99,999	0	0	0.0	0	1		-100.0	0-99,999	0	0	0.0	0
100,000-149,999	3	0	N/A	5	6	-16.7	100,000-149,999	2	1	100.0	6	8	-25.0
150,000-199,999	1	2	-50.0	9	8	12.5	150,000-199,999	2	3	-33.3	10	12	-16.7
200,000-249,999	6	5	20.0	25	26	-3.8	200,000-249,999	4	6	-33.3	24	38	-36.8
250,000-299,999	8	7	14.3	28	24	16.7	250,000-299,999	12	4	200.0	43	34	26.5
300,000-349,999	5	6	-16.7	28	20	40.0	300,000-349,999	7	5	40.0	34	42	-19.0
350,000-399,999	6	8	-25.0	19	21	-9.5	350,000-399,999	9	3	200.0	32	28	14.3
400,000-449,999	4	2	100.0	12	9	33.3	400,000-449,999	2	1	100.0	13	19	-31.6
450,000-499,999	2	0	N/A	7	3	133.3	450,000-499,999	0	1	-100.0	10	3	233.3
500,000-549,999	1	0	N/A	5	0	N/A	500,000-549,999	1	1	0.0	2	6	-66.7
550,000-599,999	0	0	0.0	2	1	100.0	550,000-599,999	0	2	-100.0	3	4	-25.0
600,000-649,999	1	0	N/A	1	0	N/A	600,000-649,999	1	0	N/A	3	0	N/A
650,000-699,999	0	1	-100.0	1	1	0.0	650,000-699,999	0	0	0.0	0	2	-100.0
700,000-749,999	0	1	-100.0	1	2	-50.0	700,000-749,999	0	0	0.0	1	2	-50.0
750,000-799,999	0	0	0.0	0	0	0.0	750,000-799,999	0	0	0.0	0	0	0.0
800,000-849,999	0	0	0.0	0	0	0.0	800,000-849,999	0	0	0.0	0	1	-100.0
850,000-899,999	0	0	0.0	1	1	0.0	850,000-899,999	1	0	N/A	1	1	0.0
900,000-949,999	0	0	0.0	0	0	0.0	900,000-949,999	0	0	0.0	0	0	0.0
950,000-999,999	0	0	0.0	0	1	-100.0	950,000-999,999	0	1	-100.0	0	2	-100.0
1,000,000-1,099,999	1	0	N/A	1	0	N/A	1,000,000-1,099,999	0	0	0.0	0	0	0.0
1,100,000-1,199,999	0	0	0.0	0	0	0.0	1,100,000-1,199,999	0	0	0.0	1	0	N/A
1,200,000-1,299,999	0	0	0.0	0	0	0.0	1,200,000-1,299,999	0	0	0.0	0	0	0.0
1,300,000-1,399,999	0	0	0.0	0	0	0.0	1,300,000-1,399,999	0	0	0.0	0	2	-100.0
1,400,000-1,499,999	0	0	0.0	0	0	0.0	1,400,000-1,499,999	0	0	0.0	0	2	-100.0
1,500,000-1,599,999	0	0	0.0	0	0	0.0	1,500,000-1,599,999	0	0	0.0	0	2	-100.0
1,600,000-1,699,999	0	0	0.0	0	0	0.0	1,600,000-1,699,999	0	0	0.0	0	0	0.0
1,700,000-1,799,999	0	0	0.0	0	0	0.0	1,700,000-1,799,999	0	0	0.0	0	1	-100.0
1,800,000-1,899,999	0	0	0.0	0	0	0.0	1,800,000-1,899,999	0	0	0.0	0	0	0.0
1,900,000-1,999,999	0	0	0.0	0	0	0.0	1,900,000-1,999,999	0	0	0.0	0	0	0.0
2,000,000-2,249,999	0	0	0.0	0	0	0.0	2,000,000-2,249,999	0	0	0.0	0	0	0.0
2,250,000-2,499,999	0	0	0.0	0	0	0.0	2,250,000-2,499,999	0	0	0.0	0	0	0.0
2,500,000-2,749,999	0	0	0.0	0	0	0.0	2,500,000-2,749,999	0	0	0.0	0	1	-100.0
2,750,000-2,999,999	0	0	0.0	0	0	0.0	2,750,000-2,999,999	0	0	0.0	0	0	0.0
3,000,000-3,249,999	0	0	0.0	0	0	0.0	3,000,000-3,249,999	0	0	0.0	0	0	0.0
3,250,000-3,499,999	0	0	0.0	0	0	0.0	3,250,000-3,499,999	0	0	0.0	0	0	0.0
3,500,000-3,749,999	0	0	0.0	0	0	0.0	3,500,000-3,749,999	0	0	0.0	0	0	0.0
3,750,000-3,999,999	0	0	0.0	0	0	0.0	3,750,000-3,999,999	0	0	0.0	0	0	0.0
4,000,000-4,249,999	0	0	0.0	0	0	0.0	4,000,000-4,249,999	0	0	0.0	0	0	0.0
4,250,000-4,499,999	0	0	0.0	0	0	0.0	4,250,000-4,499,999	0	0	0.0	0	0	0.0
4,500,000-4,749,999	0	0	0.0	0	0	0.0	4,500,000-4,749,999	0	0	0.0	0	0	0.0
4,750,000-4,999,999	0	0	0.0	0	0	0.0	4,750,000-4,999,999	0	0	0.0	0	0	0.0
5,000,000+	0	0	0.0	0	0	0.0	5,000,000+	0	0	0.0	0	0	0.0
Totals	38	32	18.8	145	124	16.9	Totals	41	28	46.4	183	210	-12.9

Active Listings	This Month			Year to Date			New Listings	This Month			Year to Date		
	2017	2016	% Chg	2017	2016	% Chg		2017	2016	% Chg	2017	2016	% Chg
	0-99,999	0	1	-100.0	0	1		-100.0	0-99,999	0	1	-100.0	0
100,000-149,999	1	0	N/A	7	9	-22.2	100,000-149,999	3	2	50.0	7	6	16.7
150,000-199,999	0	1	-100.0	13	13	0.0	150,000-199,999	4	4	0.0	12	10	20.0
200,000-249,999	7	11	-36.4	32	45	-28.9	200,000-249,999	5	7	-28.6	26	33	-21.2
250,000-299,999	8	10	-20.0	51	44	15.9	250,000-299,999	8	2	300.0	46	30	53.3
300,000-349,999	10	11	-9.1	51	58	-12.1	300,000-349,999	6	9	-33.3	44	40	10.0
350,000-399,999	18	18	0.0	61	53	15.1	350,000-399,999	8	5	60.0	52	36	44.4
400,000-449,999	8	14	-42.9	25	33	-24.2	400,000-449,999	6	4	50.0	21	17	23.5
450,000-499,999	6	8	-25.0	22	11	100.0	450,000-499,999	4	2	100.0	16	4	300.0
500,000-549,999	1	5	-80.0	4	11	-63.6	500,000-549,999	0	1	-100.0	3	6	-50.0
550,000-599,999	4	1	300.0	8	7	14.3	550,000-599,999	1	0	N/A	5	4	25.0
600,000-649,999	2	4	-50.0	7	4	75.0	600,000-649,999	1	0	N/A	5	3	66.7
650,000-699,999	4	2	100.0	4	6	-33.3	650,000-699,999	2	0	N/A	3	0	N/A
700,000-749,999	2	2	0.0	4	6	-33.3	700,000-749,999	0	1	-100.0	3	5	-40.0
750,000-799,999	1	3	-66.7	1	3	-66.7	750,000-799,999	0	0	0.0	0	2	-100.0
800,000-849,999	0	2	-100.0	1	3	-66.7	800,000-849,999	1	1	0.0	1	1	0.0
850,000-899,999	2	1	100.0	3	2	50.0	850,000-899,999	1	0	N/A	2	0	N/A
900,000-949,999	0	0	0.0	0	0	0.0	900,000-949,999	0	0	0.0	0	0	0.0
950,000-999,999	0	1	-100.0	0	2	-100.0	950,000-999,999	0	0	0.0	0	1	-100.0
1,000,000-1,099,999	0	0	0.0	0	0	0.0	1,000,000-1,099,999	0	0	0.0	0	0	0.0
1,100,000-1,199,999	1	0	N/A	1	0	N/A	1,100,000-1,199,999	0	0	0.0	1	0	N/A
1,200,000-1,299,999	1	0	N/A	1	0	N/A	1,200,000-1,299,999	0	0	0.0	0	0	0.0
1,300,000-1,399,999	0	1	-100.0	0	3	-100.0	1,300,000-1,399,999	0	0	0.0	0	0	0.0
1,400,000-1,499,999	0	1	-100.0	0	3	-100.0	1,400,000-1,499,999	0	0	0.0	0	0	0.0
1,500,000-1,599,999	1	0	N/A	1	2	-50.0	1,500,000-1,599,999	0	0	0.0	0	0	0.0
1,600,000-1,699,999	0	1	-100.0	1	2	-50.0	1,600,000-1,699,999	0	0	0.0	1	2	-100.0
1,700,000-1,799,999	0	0	0.0	0	1	-100.0	1,700,000-1,799,999	0	0	0.0	0	0	0.0
1,800,000-1,899,999	1	1	0.0	1	1	0.0	1,800,000-1,899,999	0	0	0.0	0	0	0.0
1,900,000-1,999,999	0	0	0.0	0	0	0.0	1,900,000-1,999,999	0	0	0.0	0	0	0.0
2,000,000-2,249,999	0	0	0.0	0	0	0.0	2,000,000-2,249,999	0	0	0.0	0	0	0.0
2,250,000-2,499,999	0	0	0.0	0	0	0.0	2,250,000-2,499,999	0	0	0.0	0	0	0.0
2,500,000-2,749,999	0	0	0.0	0	1	-100.0	2,500,000-2,749,999	0	0	0.0	0	0	0.0
2,750,000-2,999,999	0	0	0.0	0	0	0.0	2,750,000-2,999,999	0	0	0.0	0	0	0.0
3,000,000-3,249,999	0	0	0.0	0	0	0.0	3,000,000-3,249,999	0	0	0.0	0	0	0.0
3,250,000-3,499,999	0	0	0.0	0	0	0.0	3,250,000-3,499,999	0	0	0.0	0	0	0.0
3,500,000-3,749,999	0	0	0.0	0	0	0.0	3,500,000-3,749,999	0	0	0.0	0	0	0.0
3,750,000-3,999,999	0	0	0.0	0	0	0.0	3,750,000-3,999,999	0	0	0.0	0	0	0.0
4,000,000-4,249,999	0	0	0.0	0	0	0.0	4,000,000-4,249,999	0	0	0.0	0	0	0.0
4,250,000-4,499,999	0	0	0.0	0	0	0.0	4,250,000-4,499,999	0	0	0.0	0	0	0.0
4,500,000-4,749,999	0	0	0.0	0	0	0.0	4,500,000-4,749,999	0	0	0.0	0	0	0.0
4,750,000-4,999,999	0	0	0.0	0	0	0.0	4,750,000-4,999,999	0	0	0.0	0	0	0.0
5,000,000+	0	0	0.0	0	0	0.0	5,000,000+	0	0	0.0	0	0	0.0
Totals	78	99	-21.2	299	324	-7.7	Totals	50	39	28.2	247	201	22.9

All information is subject to change, is deemed reliable but is not guaranteed, and should be independently verified. The information being provided is for consumers' personal, non-commercial use and may not be used for any other purpose other than to identify prospective properties consumers may be interested in purchasing. © 2017 Montana Regional MLS, LLC and FBS. All Rights Reserved. Prepared by Rhiannon Coburn on Monday, July 10, 2017 11:49 AM.