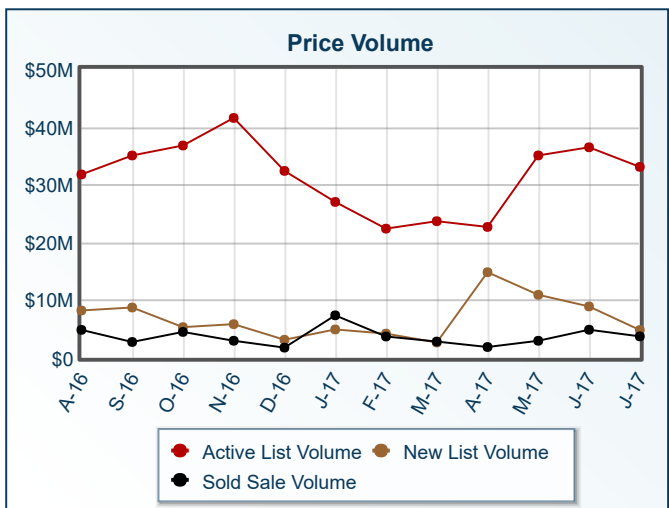
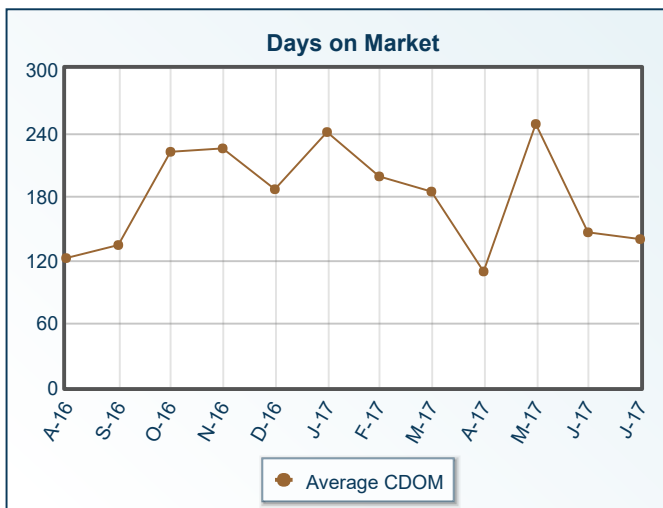
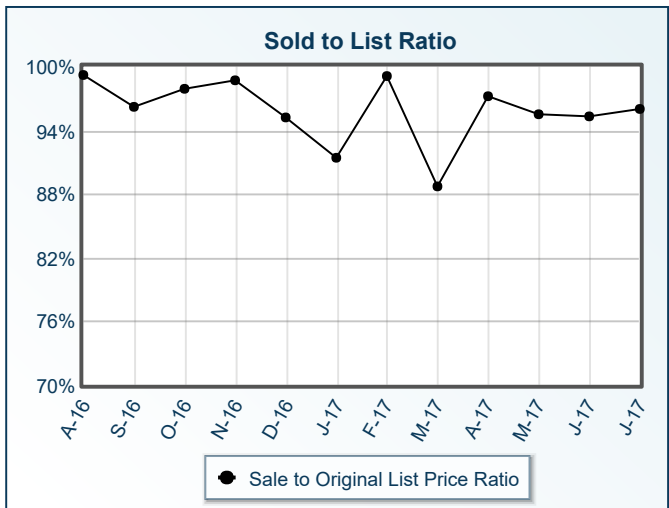
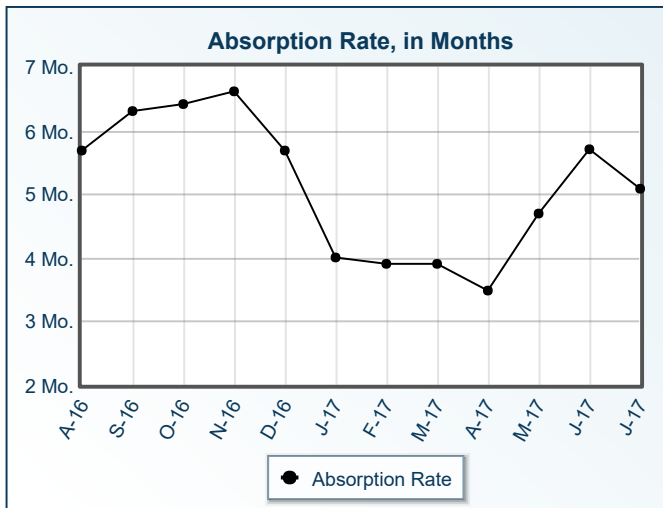
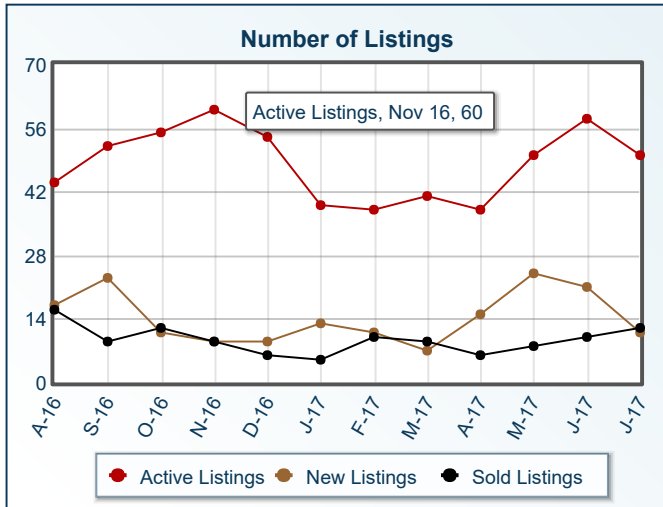


Market Summary

59804 Residential, July 2017



Summary Statistics						
	Jul-17	Jul-16	% Chg	2017 YTD	2016 YTD	% Chg
Absorption Rate	5.08	6.14	-17.26	4.39	11.06	-60.31
Average List Price	\$660,764	\$729,417	-9.41	\$548,121	\$453,020	20.99
Median List Price	\$360,000	\$352,450	2.14	\$350,950	\$329,000	6.67
Average Sale Price	\$309,208	\$369,426	-16.30	\$453,941	\$345,366	31.44
Median Sale Price	\$307,230	\$346,450	-11.32	\$313,243	\$319,945	-2.09
Average CDOM	139	107	29.91	176	153	15.03
Median CDOM	98	92	6.52	117	104	12.50

Sold Listings	This Month			Year to Date			Pending Listings	This Month			Year to Date		
	2017	2016	% Chg	2017	2016	% Chg		2017	2016	% Chg	2017	2016	% Chg
	0-99,999	0	0	0.0	0	0		0.0	0-99,999	0	0	0.0	0
100,000-149,999	0	0	0.0	1	1	0.0	100,000-149,999	0	0	0.0	1	1	0.0
150,000-199,999	0	0	0.0	1	2	-50.0	150,000-199,999	0	0	0.0	0	4	-100.0
200,000-249,999	0	3	-100.0	7	10	-30.0	200,000-249,999	0	2	-100.0	5	24	-79.2
250,000-299,999	5	4	25.0	17	18	-5.6	250,000-299,999	2	2	0.0	21	29	-27.6
300,000-349,999	5	3	66.7	14	10	40.0	300,000-349,999	4	2	100.0	15	31	-51.6
350,000-399,999	2	5	-60.0	5	12	-58.3	350,000-399,999	2	3	-33.3	7	27	-74.1
400,000-449,999	0	0	0.0	2	3	-33.3	400,000-449,999	0	1	-100.0	1	6	-83.3
450,000-499,999	0	0	0.0	4	2	100.0	450,000-499,999	0	0	0.0	5	6	-16.7
500,000-549,999	0	0	0.0	1	1	0.0	500,000-549,999	1	0	N/A	1	3	-66.7
550,000-599,999	0	1	-100.0	0	2	-100.0	550,000-599,999	1	0	N/A	4	2	100.0
600,000-649,999	0	0	0.0	0	1	-100.0	600,000-649,999	0	0	0.0	0	2	-100.0
650,000-699,999	0	1	-100.0	3	1	200.0	650,000-699,999	0	0	0.0	3	2	50.0
700,000-749,999	0	0	0.0	1	0	N/A	700,000-749,999	0	0	0.0	1	1	0.0
750,000-799,999	0	1	-100.0	1	1	0.0	750,000-799,999	0	0	0.0	1	0	N/A
800,000-849,999	0	0	0.0	0	0	0.0	800,000-849,999	0	0	0.0	0	1	-100.0
850,000-899,999	0	0	0.0	0	0	0.0	850,000-899,999	0	0	0.0	0	1	-100.0
900,000-949,999	0	0	0.0	0	0	0.0	900,000-949,999	0	0	0.0	0	0	0.0
950,000-999,999	0	0	0.0	0	1	-100.0	950,000-999,999	0	0	0.0	0	0	0.0
1,000,000-1,099,999	0	0	0.0	0	0	0.0	1,000,000-1,099,999	0	0	0.0	0	0	0.0
1,100,000-1,199,999	0	0	0.0	0	0	0.0	1,100,000-1,199,999	0	0	0.0	0	0	0.0
1,200,000-1,299,999	0	0	0.0	1	0	N/A	1,200,000-1,299,999	0	0	0.0	0	1	-100.0
1,300,000-1,399,999	0	0	0.0	1	0	N/A	1,300,000-1,399,999	0	0	0.0	0	0	0.0
1,400,000-1,499,999	0	0	0.0	0	0	0.0	1,400,000-1,499,999	0	0	0.0	0	0	0.0
1,500,000-1,599,999	0	0	0.0	0	0	0.0	1,500,000-1,599,999	0	0	0.0	1	0	N/A
1,600,000-1,699,999	0	0	0.0	0	0	0.0	1,600,000-1,699,999	0	0	0.0	0	0	0.0
1,700,000-1,799,999	0	0	0.0	0	0	0.0	1,700,000-1,799,999	0	0	0.0	0	0	0.0
1,800,000-1,899,999	0	0	0.0	0	0	0.0	1,800,000-1,899,999	0	0	0.0	0	0	0.0
1,900,000-1,999,999	0	0	0.0	0	0	0.0	1,900,000-1,999,999	0	0	0.0	0	0	0.0
2,000,000-2,249,999	0	0	0.0	0	0	0.0	2,000,000-2,249,999	0	0	0.0	0	0	0.0
2,250,000-2,499,999	0	0	0.0	0	0	0.0	2,250,000-2,499,999	0	0	0.0	0	0	0.0
2,500,000-2,749,999	0	0	0.0	0	0	0.0	2,500,000-2,749,999	0	0	0.0	0	0	0.0
2,750,000-2,999,999	0	0	0.0	0	0	0.0	2,750,000-2,999,999	0	0	0.0	0	0	0.0
3,000,000-3,249,999	0	0	0.0	0	0	0.0	3,000,000-3,249,999	0	0	0.0	0	0	0.0
3,250,000-3,499,999	0	0	0.0	0	0	0.0	3,250,000-3,499,999	0	0	0.0	0	0	0.0
3,500,000-3,749,999	0	0	0.0	0	0	0.0	3,500,000-3,749,999	0	0	0.0	0	0	0.0
3,750,000-3,999,999	0	0	0.0	0	0	0.0	3,750,000-3,999,999	0	0	0.0	0	0	0.0
4,000,000-4,249,999	0	0	0.0	0	0	0.0	4,000,000-4,249,999	0	0	0.0	0	0	0.0
4,250,000-4,499,999	0	0	0.0	0	0	0.0	4,250,000-4,499,999	0	0	0.0	0	0	0.0
4,500,000-4,749,999	0	0	0.0	0	0	0.0	4,500,000-4,749,999	0	0	0.0	0	0	0.0
4,750,000-4,999,999	0	0	0.0	1	0	N/A	4,750,000-4,999,999	0	0	0.0	0	0	0.0
5,000,000+	0	0	0.0	0	0	0.0	5,000,000+	0	0	0.0	0	0	0.0
Totals	12	18	-33.3	60	65	-7.7	Totals	10	10	0.0	66	141	-53.2

Active Listings	This Month			Year to Date			New Listings	This Month			Year to Date		
	2017	2016	% Chg	2017	2016	% Chg		2017	2016	% Chg	2017	2016	% Chg
	0-99,999	0	0	0.0	0	0		0.0	0-99,999	0	0	0.0	0
100,000-149,999	0	0	0.0	2	1	100.0	100,000-149,999	0	0	0.0	0	0	0.0
150,000-199,999	0	0	0.0	0	2	-100.0	150,000-199,999	0	0	0.0	0	1	-100.0
200,000-249,999	2	1	100.0	8	29	-72.4	200,000-249,999	0	1	-100.0	5	23	-78.3
250,000-299,999	8	7	14.3	31	51	-39.2	250,000-299,999	4	6	-33.3	24	37	-35.1
300,000-349,999	11	12	-8.3	31	53	-41.5	300,000-349,999	1	2	-50.0	21	28	-25.0
350,000-399,999	8	5	60.0	19	38	-50.0	350,000-399,999	2	1	100.0	17	23	-26.1
400,000-449,999	0	2	-100.0	1	9	-88.9	400,000-449,999	0	1	-100.0	0	9	-100.0
450,000-499,999	3	4	-25.0	8	13	-38.5	450,000-499,999	1	0	N/A	6	7	-14.3
500,000-549,999	2	0	N/A	4	3	33.3	500,000-549,999	1	0	N/A	2	2	0.0
550,000-599,999	3	3	0.0	9	6	50.0	550,000-599,999	0	0	0.0	9	5	80.0
600,000-649,999	1	2	-50.0	3	5	-40.0	600,000-649,999	0	1	-100.0	2	2	0.0
650,000-699,999	2	0	N/A	6	2	200.0	650,000-699,999	1	0	N/A	5	2	150.0
700,000-749,999	2	3	-33.3	5	4	25.0	700,000-749,999	0	0	0.0	3	2	50.0
750,000-799,999	1	0	N/A	4	3	33.3	750,000-799,999	0	1	-100.0	2	1	100.0
800,000-849,999	0	0	0.0	1	1	0.0	800,000-849,999	0	0	0.0	0	0	0.0
850,000-899,999	1	0	N/A	1	1	0.0	850,000-899,999	0	0	0.0	1	0	N/A
900,000-949,999	0	0	0.0	1	2	-50.0	900,000-949,999	1	0	N/A	1	1	0.0
950,000-999,999	0	0	0.0	0	0	0.0	950,000-999,999	0	0	0.0	0	0	0.0
1,000,000-1,099,999	0	0	0.0	0	0	0.0	1,000,000-1,099,999	0	0	0.0	0	0	0.0
1,100,000-1,199,999	0	0	0.0	0	0	0.0	1,100,000-1,199,999	0	0	0.0	0	0	0.0
1,200,000-1,299,999	0	0	0.0	0	1	-100.0	1,200,000-1,299,999	0	0	0.0	0	0	0.0
1,300,000-1,399,999	1	0	N/A	1	0	N/A	1,300,000-1,399,999	0	0	0.0	1	0	N/A
1,400,000-1,499,999	0	0	0.0	0	0	0.0	1,400,000-1,499,999	0	0	0.0	0	0	0.0
1,500,000-1,599,999	0	1	-100.0	1	1	0.0	1,500,000-1,599,999	0	0	0.0	0	0	0.0
1,600,000-1,699,999	1	0	N/A	2	0	N/A	1,600,000-1,699,999	0	0	0.0	1	0	N/A
1,700,000-1,799,999	1	0	N/A	1	1	0.0	1,700,000-1,799,999	0	1	-100.0	0	1	-100.0
1,800,000-1,899,999	0	1	-100.0	1	1	0.0	1,800,000-1,899,999	0	0	0.0	0	1	-100.0
1,900,000-1,999,999	1	1	0.0	1	1	0.0	1,900,000-1,999,999	0	0	0.0	0	0	0.0
2,000,000-2,249,999	0	0	0.0	0	0	0.0	2,000,000-2,249,999	0	0	0.0	0	0	0.0
2,250,000-2,499,999	0	0	0.0	0	0	0.0	2,250,000-2,499,999	0	0	0.0	0	0	0.0
2,500,000-2,749,999	0	0	0.0	0	0	0.0	2,500,000-2,749,999	0	0	0.0	0	0	0.0
2,750,000-2,999,999	0	0	0.0	0	0	0.0	2,750,000-2,999,999	0	0	0.0	0	0	0.0
3,000,000-3,249,999	0	0	0.0	0	0	0.0	3,000,000-3,249,999	0	0	0.0	0	0	0.0
3,250,000-3,499,999	0	0	0.0	0	0	0.0	3,250,000-3,499,999	0	0	0.0	0	0	0.0
3,500,000-3,749,999	1	0	N/A	1	0	N/A	3,500,000-3,749,999	0	0	0.0	1	0	N/A
3,750,000-3,999,999	1	0	N/A	1	0	N/A	3,750,000-3,999,999	0	0	0.0	1	0	N/A
4,000,000-4,249,999	0	0	0.0	0	0	0.0	4,000,000-4,249,999	0	0	0.0	0	0	0.0
4,250,000-4,499,999	0	1	-100.0	1	2	-50.0	4,250,000-4,499,999	0	0	0.0	0	1	-100.0
4,500,000-4,749,999	0	0	0.0	0	0	0.0	4,500,000-4,749,999	0	0	0.0	0	0	0.0
4,750,000-4,999,999	0	0	0.0	0	0	0.0	4,750,000-4,999,999	0	0	0.0	0	0	0.0
5,000,000+	0	1	-100.0	0	1	-100.0	5,000,000+	0	0	0.0	0	0	0.0
Totals	50	44	13.6	144	231	-37.7	Totals	11	14	-21.4	102	146	-30.1

All information is subject to change, is deemed reliable but is not guaranteed, and should be independently verified. The information being provided is for consumers' personal, non-commercial use and may not be used for any other purpose other than to identify prospective properties consumers may be interested in purchasing. © 2017 Montana Regional MLS, LLC and FBS. All Rights Reserved. Prepared by Rhiannon Coburn on Saturday, August 05, 2017 8:10 AM.