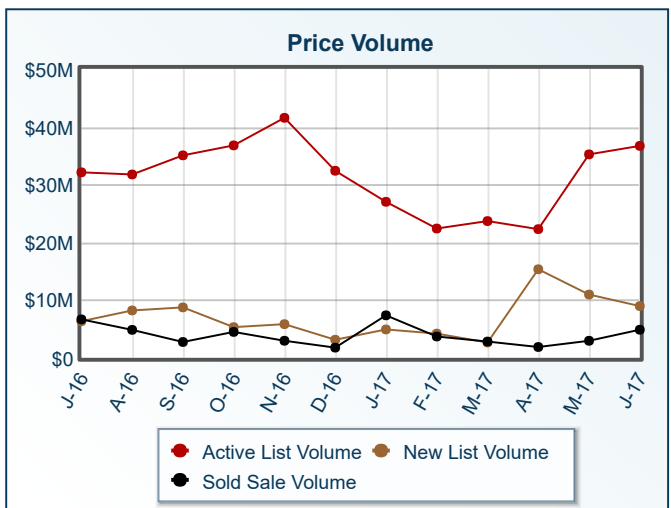
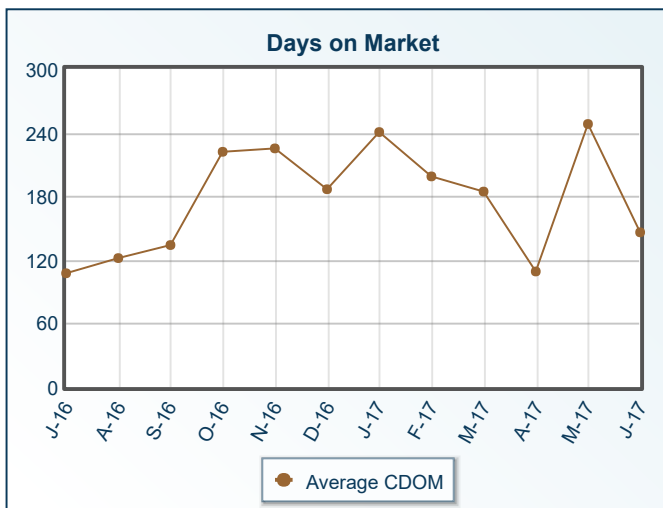
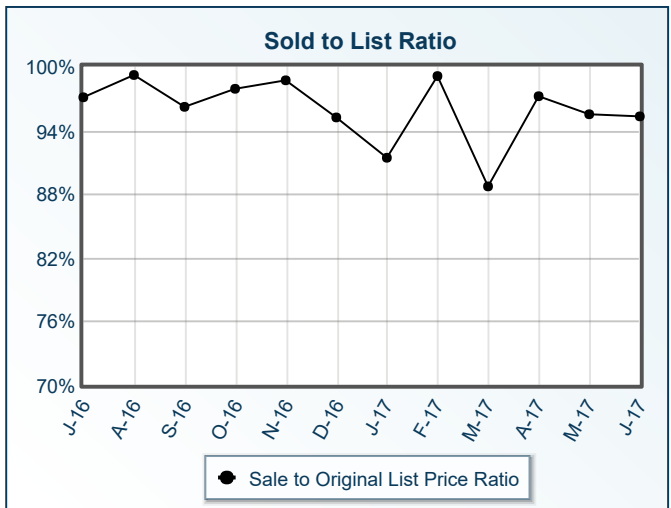
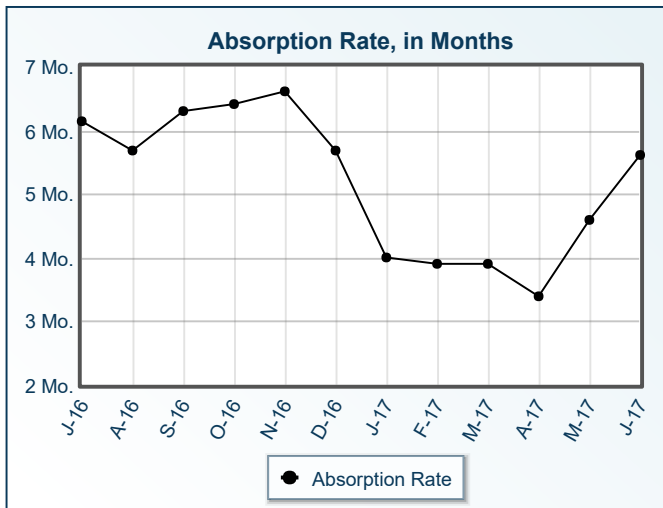
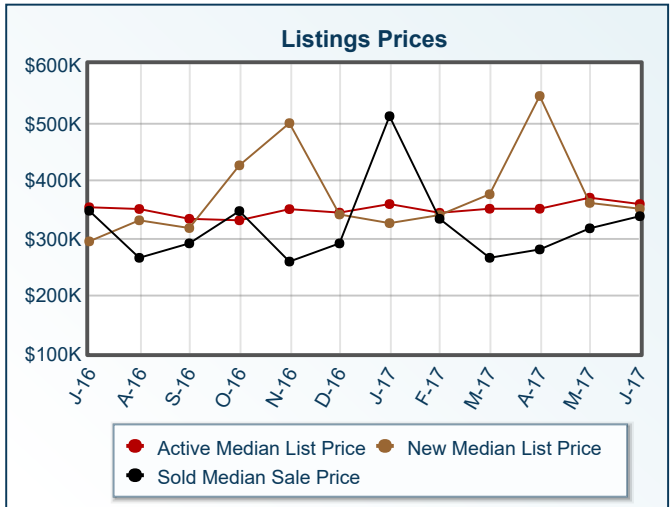
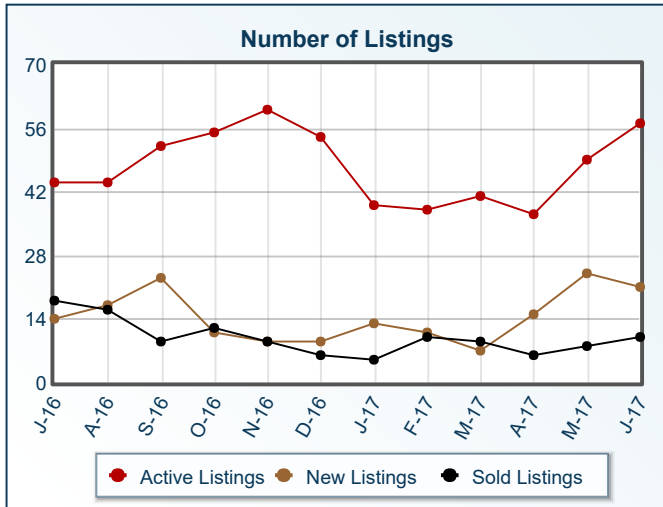


Market Summary

59804 Residential, June 2017



Summary Statistics						
	Jun-17	Jun-16	% Chg	2017 YTD	2016 YTD	% Chg
Absorption Rate	5.61	8.66	-35.22	4.23	11.91	-64.48
Average List Price	\$643,334	\$632,534	1.71	\$562,147	\$451,852	24.41
Median List Price	\$358,000	\$349,000	2.58	\$349,900	\$329,624	6.15
Average Sale Price	\$486,040	\$332,029	46.39	\$490,125	\$336,151	45.80
Median Sale Price	\$337,000	\$345,119	-2.35	\$315,513	\$295,500	6.77
Average CDOM	145	160	-9.37	186	170	9.41
Median CDOM	55	104	-47.12	124	105	18.10

Sold Listings	This Month			Year to Date			Pending Listings	This Month			Year to Date		
	2017	2016	% Chg	2017	2016	% Chg		2017	2016	% Chg	2017	2016	% Chg
	0-99,999	0	0	0.0	0	0		0.0	0-99,999	0	0	0.0	0
100,000-149,999	1	0	N/A	1	1	0.0	100,000-149,999	0	0	0.0	1	1	0.0
150,000-199,999	0	1	-100.0	1	2	-50.0	150,000-199,999	0	0	0.0	0	4	-100.0
200,000-249,999	0	2	-100.0	7	7	0.0	200,000-249,999	1	5	-80.0	5	22	-77.3
250,000-299,999	3	2	50.0	12	14	-14.3	250,000-299,999	6	1	500.0	19	27	-29.6
300,000-349,999	1	2	-50.0	9	7	28.6	300,000-349,999	2	4	-50.0	11	29	-62.1
350,000-399,999	1	5	-80.0	3	7	-57.1	350,000-399,999	2	3	-33.3	5	24	-79.2
400,000-449,999	0	1	-100.0	2	3	-33.3	400,000-449,999	0	0	0.0	1	5	-80.0
450,000-499,999	1	1	0.0	4	2	100.0	450,000-499,999	0	0	0.0	5	6	-16.7
500,000-549,999	0	0	0.0	1	1	0.0	500,000-549,999	0	0	0.0	0	3	-100.0
550,000-599,999	0	0	0.0	0	1	-100.0	550,000-599,999	3	1	200.0	3	2	50.0
600,000-649,999	0	0	0.0	0	1	-100.0	600,000-649,999	0	0	0.0	0	2	-100.0
650,000-699,999	2	0	N/A	3	0	N/A	650,000-699,999	2	1	100.0	3	2	50.0
700,000-749,999	0	0	0.0	1	0	N/A	700,000-749,999	0	0	0.0	1	1	0.0
750,000-799,999	0	0	0.0	1	0	N/A	750,000-799,999	0	0	0.0	1	0	N/A
800,000-849,999	0	0	0.0	0	0	0.0	800,000-849,999	0	0	0.0	0	1	-100.0
850,000-899,999	0	0	0.0	0	0	0.0	850,000-899,999	0	0	0.0	0	1	-100.0
900,000-949,999	0	0	0.0	0	0	0.0	900,000-949,999	0	0	0.0	0	0	0.0
950,000-999,999	0	0	0.0	0	1	-100.0	950,000-999,999	0	0	0.0	0	0	0.0
1,000,000-1,099,999	0	0	0.0	0	0	0.0	1,000,000-1,099,999	0	0	0.0	0	0	0.0
1,100,000-1,199,999	0	0	0.0	0	0	0.0	1,100,000-1,199,999	0	0	0.0	0	0	0.0
1,200,000-1,299,999	0	0	0.0	1	0	N/A	1,200,000-1,299,999	0	0	0.0	0	1	-100.0
1,300,000-1,399,999	1	0	N/A	1	0	N/A	1,300,000-1,399,999	0	0	0.0	0	0	0.0
1,400,000-1,499,999	0	0	0.0	0	0	0.0	1,400,000-1,499,999	0	0	0.0	0	0	0.0
1,500,000-1,599,999	0	0	0.0	0	0	0.0	1,500,000-1,599,999	0	0	0.0	1	0	N/A
1,600,000-1,699,999	0	0	0.0	0	0	0.0	1,600,000-1,699,999	0	0	0.0	0	0	0.0
1,700,000-1,799,999	0	0	0.0	0	0	0.0	1,700,000-1,799,999	0	0	0.0	0	0	0.0
1,800,000-1,899,999	0	0	0.0	0	0	0.0	1,800,000-1,899,999	0	0	0.0	0	0	0.0
1,900,000-1,999,999	0	0	0.0	0	0	0.0	1,900,000-1,999,999	0	0	0.0	0	0	0.0
2,000,000-2,249,999	0	0	0.0	0	0	0.0	2,000,000-2,249,999	0	0	0.0	0	0	0.0
2,250,000-2,499,999	0	0	0.0	0	0	0.0	2,250,000-2,499,999	0	0	0.0	0	0	0.0
2,500,000-2,749,999	0	0	0.0	0	0	0.0	2,500,000-2,749,999	0	0	0.0	0	0	0.0
2,750,000-2,999,999	0	0	0.0	0	0	0.0	2,750,000-2,999,999	0	0	0.0	0	0	0.0
3,000,000-3,249,999	0	0	0.0	0	0	0.0	3,000,000-3,249,999	0	0	0.0	0	0	0.0
3,250,000-3,499,999	0	0	0.0	0	0	0.0	3,250,000-3,499,999	0	0	0.0	0	0	0.0
3,500,000-3,749,999	0	0	0.0	0	0	0.0	3,500,000-3,749,999	0	0	0.0	0	0	0.0
3,750,000-3,999,999	0	0	0.0	0	0	0.0	3,750,000-3,999,999	0	0	0.0	0	0	0.0
4,000,000-4,249,999	0	0	0.0	0	0	0.0	4,000,000-4,249,999	0	0	0.0	0	0	0.0
4,250,000-4,499,999	0	0	0.0	0	0	0.0	4,250,000-4,499,999	0	0	0.0	0	0	0.0
4,500,000-4,749,999	0	0	0.0	0	0	0.0	4,500,000-4,749,999	0	0	0.0	0	0	0.0
4,750,000-4,999,999	0	0	0.0	1	0	N/A	4,750,000-4,999,999	0	0	0.0	0	0	0.0
5,000,000+	0	0	0.0	0	0	0.0	5,000,000+	0	0	0.0	0	0	0.0
Totals	10	14	-28.6	48	47	2.1	Totals	16	15	6.7	56	131	-57.3

Active Listings	This Month			Year to Date			New Listings	This Month			Year to Date		
	2017	2016	% Chg	2017	2016	% Chg		2017	2016	% Chg	2017	2016	% Chg
	0-99,999	0	0	0.0	0	0		0.0	0-99,999	0	0	0.0	0
100,000-149,999	0	0	0.0	2	1	100.0	100,000-149,999	0	0	0.0	0	0	0.0
150,000-199,999	0	0	0.0	0	3	-100.0	150,000-199,999	0	0	0.0	0	1	-100.0
200,000-249,999	3	6	-50.0	8	28	-71.4	200,000-249,999	1	1	0.0	5	22	-77.3
250,000-299,999	7	8	-12.5	26	45	-42.2	250,000-299,999	5	1	400.0	19	31	-38.7
300,000-349,999	15	15	0.0	31	51	-39.2	300,000-349,999	5	1	400.0	21	26	-19.2
350,000-399,999	8	9	-11.1	17	37	-54.1	350,000-399,999	2	2	0.0	15	22	-31.8
400,000-449,999	0	1	-100.0	1	8	-87.5	400,000-449,999	0	2	-100.0	0	8	-100.0
450,000-499,999	2	5	-60.0	6	13	-53.8	450,000-499,999	0	1	-100.0	4	7	-42.9
500,000-549,999	3	0	N/A	4	3	33.3	500,000-549,999	0	0	0.0	2	2	0.0
550,000-599,999	5	3	66.7	8	6	33.3	550,000-599,999	4	2	100.0	8	5	60.0
600,000-649,999	1	2	-50.0	4	4	0.0	600,000-649,999	2	1	100.0	3	1	200.0
650,000-699,999	3	0	N/A	5	2	150.0	650,000-699,999	2	0	N/A	4	2	100.0
700,000-749,999	2	3	-33.3	5	4	25.0	700,000-749,999	0	0	0.0	3	2	50.0
750,000-799,999	1	0	N/A	4	2	100.0	750,000-799,999	0	0	0.0	2	0	N/A
800,000-849,999	0	0	0.0	1	1	0.0	800,000-849,999	0	0	0.0	0	0	0.0
850,000-899,999	1	0	N/A	1	1	0.0	850,000-899,999	0	0	0.0	1	0	N/A
900,000-949,999	0	0	0.0	0	2	-100.0	900,000-949,999	0	0	0.0	0	1	-100.0
950,000-999,999	0	0	0.0	0	0	0.0	950,000-999,999	0	0	0.0	0	0	0.0
1,000,000-1,099,999	0	0	0.0	0	0	0.0	1,000,000-1,099,999	0	0	0.0	0	0	0.0
1,100,000-1,199,999	0	0	0.0	0	0	0.0	1,100,000-1,199,999	0	0	0.0	0	0	0.0
1,200,000-1,299,999	0	0	0.0	0	1	-100.0	1,200,000-1,299,999	0	0	0.0	0	0	0.0
1,300,000-1,399,999	1	0	N/A	1	0	N/A	1,300,000-1,399,999	0	0	0.0	1	0	N/A
1,400,000-1,499,999	0	0	0.0	0	0	0.0	1,400,000-1,499,999	0	0	0.0	0	0	0.0
1,500,000-1,599,999	0	1	-100.0	1	1	0.0	1,500,000-1,599,999	0	0	0.0	0	0	0.0
1,600,000-1,699,999	1	0	N/A	2	0	N/A	1,600,000-1,699,999	0	0	0.0	1	0	N/A
1,700,000-1,799,999	1	0	N/A	1	0	N/A	1,700,000-1,799,999	0	0	0.0	0	0	0.0
1,800,000-1,899,999	0	1	-100.0	1	1	0.0	1,800,000-1,899,999	0	0	0.0	0	1	-100.0
1,900,000-1,999,999	1	1	0.0	1	1	0.0	1,900,000-1,999,999	0	0	0.0	0	0	0.0
2,000,000-2,249,999	0	0	0.0	0	0	0.0	2,000,000-2,249,999	0	0	0.0	0	0	0.0
2,250,000-2,499,999	0	0	0.0	0	0	0.0	2,250,000-2,499,999	0	0	0.0	0	0	0.0
2,500,000-2,749,999	0	0	0.0	0	0	0.0	2,500,000-2,749,999	0	0	0.0	0	0	0.0
2,750,000-2,999,999	0	0	0.0	0	0	0.0	2,750,000-2,999,999	0	0	0.0	0	0	0.0
3,000,000-3,249,999	0	0	0.0	0	0	0.0	3,000,000-3,249,999	0	0	0.0	0	0	0.0
3,250,000-3,499,999	0	0	0.0	0	0	0.0	3,250,000-3,499,999	0	0	0.0	0	0	0.0
3,500,000-3,749,999	0	0	0.0	0	0	0.0	3,500,000-3,749,999	0	0	0.0	0	0	0.0
3,750,000-3,999,999	1	0	N/A	1	0	N/A	3,750,000-3,999,999	0	0	0.0	1	0	N/A
4,000,000-4,249,999	0	0	0.0	0	0	0.0	4,000,000-4,249,999	0	0	0.0	0	0	0.0
4,250,000-4,499,999	1	1	0.0	2	2	0.0	4,250,000-4,499,999	0	0	0.0	1	1	0.0
4,500,000-4,749,999	0	0	0.0	0	0	0.0	4,500,000-4,749,999	0	0	0.0	0	0	0.0
4,750,000-4,999,999	0	0	0.0	0	0	0.0	4,750,000-4,999,999	0	0	0.0	0	0	0.0
5,000,000+	0	1	-100.0	0	1	-100.0	5,000,000+	0	0	0.0	0	0	0.0
Totals	57	57	0.0	133	218	-39.0	Totals	21	11	90.9	91	132	-31.1

All information is subject to change, is deemed reliable but is not guaranteed, and should be independently verified. The information being provided is for consumers' personal, non-commercial use and may not be used for any other purpose other than to identify prospective properties consumers may be interested in purchasing. © 2017 Montana Regional MLS, LLC and FBS. All Rights Reserved. Prepared by Rhiannon Coburn on Monday, July 10, 2017 11:49 AM.