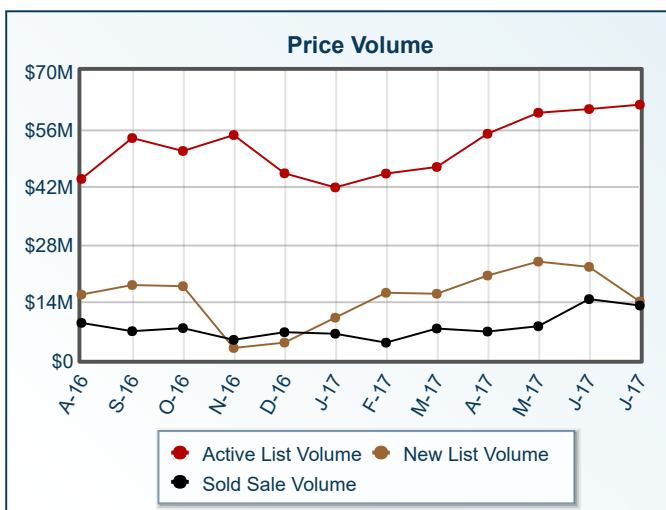
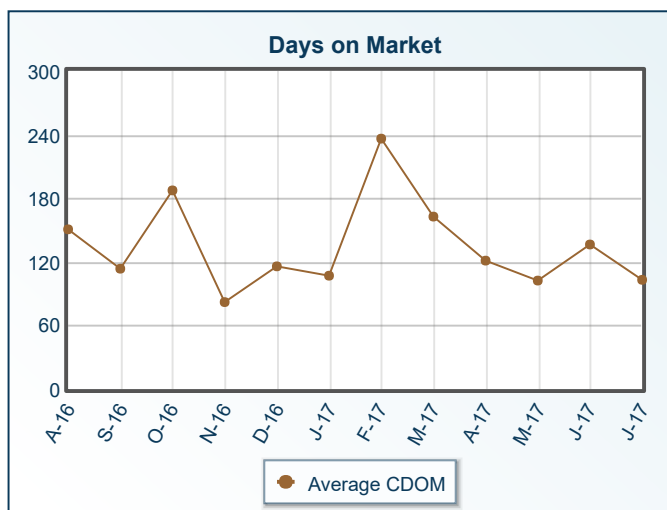
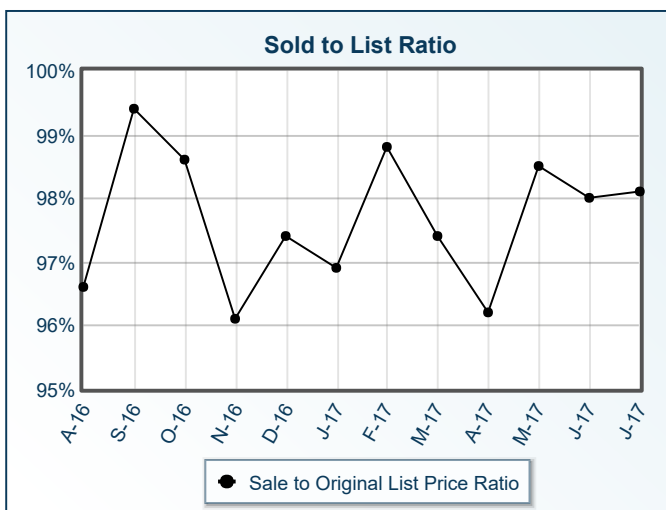
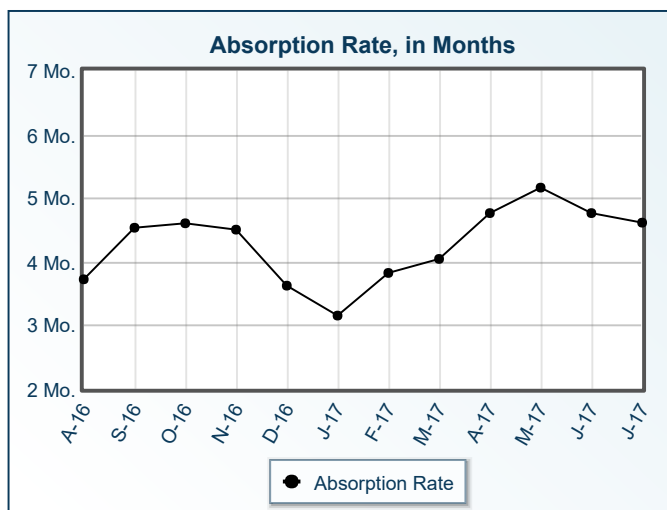
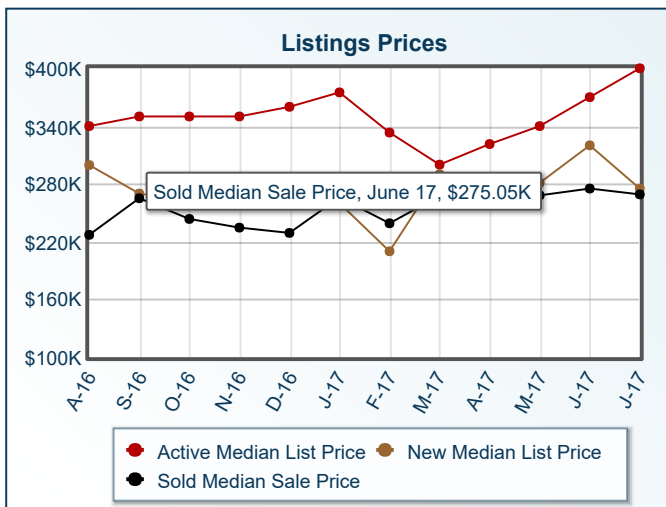
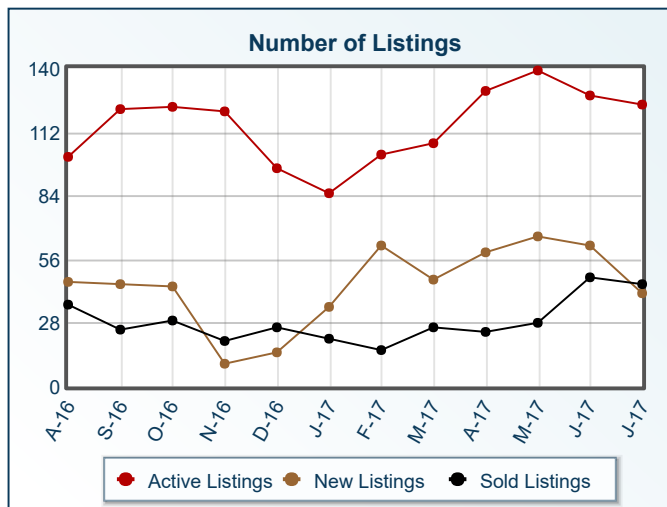


# Market Summary

59808 Residential, July 2017



<b>Summary Statistics</b>						
	<b>Jul-17</b>	<b>Jul-16</b>	<b>% Chg</b>	<b>2017 YTD</b>	<b>2016 YTD</b>	<b>% Chg</b>
Absorption Rate	4.61	3.8	21.32	4.33	4.12	5.10
Average List Price	\$498,441	\$401,212	24.23	\$363,156	\$327,279	10.96
Median List Price	\$399,900	\$325,000	23.05	\$281,050	\$262,000	7.27
Average Sale Price	\$292,404	\$269,976	8.31	\$292,734	\$256,044	14.33
Median Sale Price	\$269,000	\$223,500	20.36	\$269,000	\$227,650	18.16
Average CDOM	103	154	-33.12	130	167	-22.16
Median CDOM	64	73	-12.33	65	85	-23.53

<b>Sold Listings</b>	<b>This Month</b>			<b>Year to Date</b>			<b>Pending Listings</b>	<b>This Month</b>			<b>Year to Date</b>		
	<b>2017</b>	<b>2016</b>	<b>% Chg</b>	<b>2017</b>	<b>2016</b>	<b>% Chg</b>		<b>2017</b>	<b>2016</b>	<b>% Chg</b>	<b>2017</b>	<b>2016</b>	<b>% Chg</b>
	0-99,999	2	1	100.0	2	5		-60.0	0-99,999	1	0	N/A	2
100,000-149,999	1	3	-66.7	11	15	-26.7	100,000-149,999	1	2	-50.0	15	22	-31.8
150,000-199,999	5	5	0.0	22	40	-45.0	150,000-199,999	4	5	-20.0	47	53	-11.3
200,000-249,999	9	5	80.0	49	57	-14.0	200,000-249,999	8	5	60.0	66	61	8.2
250,000-299,999	14	5	180.0	53	29	82.8	250,000-299,999	8	7	14.3	70	42	66.7
300,000-349,999	5	1	400.0	26	14	85.7	300,000-349,999	7	0	N/A	29	25	16.0
350,000-399,999	1	0	N/A	13	9	44.4	350,000-399,999	4	3	33.3	17	25	-32.0
400,000-449,999	1	1	0.0	14	7	100.0	400,000-449,999	1	2	-50.0	17	13	30.8
450,000-499,999	4	1	300.0	9	4	125.0	450,000-499,999	2	1	100.0	9	4	125.0
500,000-549,999	1	1	0.0	1	2	-50.0	500,000-549,999	0	0	0.0	5	3	66.7
550,000-599,999	1	0	N/A	3	0	N/A	550,000-599,999	0	0	0.0	3	6	-50.0
600,000-649,999	0	0	0.0	0	3	-100.0	600,000-649,999	0	0	0.0	1	1	0.0
650,000-699,999	0	0	0.0	1	2	-50.0	650,000-699,999	0	0	0.0	0	3	-100.0
700,000-749,999	1	0	N/A	3	0	N/A	700,000-749,999	0	0	0.0	2	1	100.0
750,000-799,999	0	1	-100.0	0	1	-100.0	750,000-799,999	0	0	0.0	1	2	-50.0
800,000-849,999	0	0	0.0	0	0	0.0	800,000-849,999	0	0	0.0	0	1	-100.0
850,000-899,999	0	0	0.0	0	0	0.0	850,000-899,999	0	0	0.0	0	1	-100.0
900,000-949,999	0	0	0.0	0	0	0.0	900,000-949,999	0	0	0.0	0	0	0.0
950,000-999,999	0	0	0.0	0	0	0.0	950,000-999,999	0	0	0.0	0	0	0.0
1,000,000-1,099,999	0	0	0.0	0	0	0.0	1,000,000-1,099,999	0	0	0.0	0	0	0.0
1,100,000-1,199,999	0	0	0.0	1	0	N/A	1,100,000-1,199,999	0	0	0.0	0	0	0.0
1,200,000-1,299,999	0	0	0.0	0	0	0.0	1,200,000-1,299,999	0	0	0.0	1	0	N/A
1,300,000-1,399,999	0	0	0.0	0	0	0.0	1,300,000-1,399,999	0	0	0.0	0	0	0.0
1,400,000-1,499,999	0	0	0.0	0	0	0.0	1,400,000-1,499,999	0	0	0.0	0	1	-100.0
1,500,000-1,599,999	0	0	0.0	0	0	0.0	1,500,000-1,599,999	0	0	0.0	0	0	0.0
1,600,000-1,699,999	0	0	0.0	0	0	0.0	1,600,000-1,699,999	0	0	0.0	0	0	0.0
1,700,000-1,799,999	0	0	0.0	0	0	0.0	1,700,000-1,799,999	0	0	0.0	0	0	0.0
1,800,000-1,899,999	0	0	0.0	0	0	0.0	1,800,000-1,899,999	0	0	0.0	0	0	0.0
1,900,000-1,999,999	0	0	0.0	0	0	0.0	1,900,000-1,999,999	0	0	0.0	0	0	0.0
2,000,000-2,249,999	0	0	0.0	0	0	0.0	2,000,000-2,249,999	0	0	0.0	0	0	0.0
2,250,000-2,499,999	0	0	0.0	0	0	0.0	2,250,000-2,499,999	0	0	0.0	0	0	0.0
2,500,000-2,749,999	0	0	0.0	0	0	0.0	2,500,000-2,749,999	0	0	0.0	0	0	0.0
2,750,000-2,999,999	0	0	0.0	0	0	0.0	2,750,000-2,999,999	0	0	0.0	0	0	0.0
3,000,000-3,249,999	0	0	0.0	0	0	0.0	3,000,000-3,249,999	0	0	0.0	0	0	0.0
3,250,000-3,499,999	0	0	0.0	0	0	0.0	3,250,000-3,499,999	0	0	0.0	0	0	0.0
3,500,000-3,749,999	0	0	0.0	0	0	0.0	3,500,000-3,749,999	0	0	0.0	0	0	0.0
3,750,000-3,999,999	0	0	0.0	0	0	0.0	3,750,000-3,999,999	0	0	0.0	0	0	0.0
4,000,000-4,249,999	0	0	0.0	0	0	0.0	4,000,000-4,249,999	0	0	0.0	0	0	0.0
4,250,000-4,499,999	0	0	0.0	0	0	0.0	4,250,000-4,499,999	0	0	0.0	0	0	0.0
4,500,000-4,749,999	0	0	0.0	0	0	0.0	4,500,000-4,749,999	0	0	0.0	0	0	0.0
4,750,000-4,999,999	0	0	0.0	0	0	0.0	4,750,000-4,999,999	0	0	0.0	0	0	0.0
5,000,000+	0	0	0.0	0	0	0.0	5,000,000+	0	0	0.0	0	0	0.0
<b>Totals</b>	<b>45</b>	<b>24</b>	<b>87.5</b>	<b>208</b>	<b>188</b>	<b>10.6</b>	<b>Totals</b>	<b>36</b>	<b>25</b>	<b>44.0</b>	<b>285</b>	<b>269</b>	<b>5.9</b>

Active Listings	This Month			Year to Date			New Listings	This Month			Year to Date		
	2017	2016	% Chg	2017	2016	% Chg		2017	2016	% Chg	2017	2016	% Chg
	0-99,999	1	1	0.0	3	9		-66.7	0-99,999	0	0	0.0	2
100,000-149,999	1	4	-75.0	16	32	-50.0	100,000-149,999	1	1	0.0	13	24	-45.8
150,000-199,999	3	14	-78.6	52	76	-31.6	150,000-199,999	2	6	-66.7	48	44	9.1
200,000-249,999	13	11	18.2	88	78	12.8	200,000-249,999	10	7	42.9	80	53	50.9
250,000-299,999	12	18	-33.3	86	57	50.9	250,000-299,999	10	7	42.9	79	46	71.7
300,000-349,999	17	17	0.0	52	45	15.6	300,000-349,999	3	6	-50.0	42	36	16.7
350,000-399,999	17	11	54.5	34	39	-12.8	350,000-399,999	5	2	150.0	24	22	9.1
400,000-449,999	15	9	66.7	33	23	43.5	400,000-449,999	3	2	50.0	23	18	27.8
450,000-499,999	13	5	160.0	25	12	108.3	450,000-499,999	2	2	0.0	20	10	100.0
500,000-549,999	2	7	-71.4	10	13	-23.1	500,000-549,999	1	1	0.0	5	7	-28.6
550,000-599,999	5	1	400.0	12	7	71.4	550,000-599,999	1	0	N/A	11	0	N/A
600,000-649,999	5	1	400.0	6	2	200.0	600,000-649,999	0	0	0.0	5	0	N/A
650,000-699,999	2	3	-33.3	4	6	-33.3	650,000-699,999	0	0	0.0	2	4	-50.0
700,000-749,999	3	1	200.0	8	2	300.0	700,000-749,999	2	0	N/A	6	1	500.0
750,000-799,999	2	1	100.0	3	3	0.0	750,000-799,999	0	0	0.0	2	1	100.0
800,000-849,999	2	0	N/A	2	2	0.0	800,000-849,999	0	0	0.0	2	2	0.0
850,000-899,999	4	0	N/A	4	1	300.0	850,000-899,999	0	0	0.0	3	0	N/A
900,000-949,999	0	0	0.0	0	0	0.0	900,000-949,999	0	0	0.0	0	0	0.0
950,000-999,999	2	1	100.0	4	1	300.0	950,000-999,999	1	0	N/A	1	0	N/A
1,000,000-1,099,999	0	0	0.0	0	0	0.0	1,000,000-1,099,999	0	0	0.0	0	0	0.0
1,100,000-1,199,999	0	1	-100.0	1	2	-50.0	1,100,000-1,199,999	0	0	0.0	0	2	-100.0
1,200,000-1,299,999	1	0	N/A	2	1	100.0	1,200,000-1,299,999	0	0	0.0	2	0	N/A
1,300,000-1,399,999	0	0	0.0	0	0	0.0	1,300,000-1,399,999	0	0	0.0	0	0	0.0
1,400,000-1,499,999	0	0	0.0	0	1	-100.0	1,400,000-1,499,999	0	0	0.0	0	0	0.0
1,500,000-1,599,999	1	0	N/A	1	0	N/A	1,500,000-1,599,999	0	0	0.0	1	0	N/A
1,600,000-1,699,999	1	0	N/A	1	0	N/A	1,600,000-1,699,999	0	0	0.0	1	0	N/A
1,700,000-1,799,999	0	1	-100.0	0	1	-100.0	1,700,000-1,799,999	0	0	0.0	0	0	0.0
1,800,000-1,899,999	0	0	0.0	0	0	0.0	1,800,000-1,899,999	0	0	0.0	0	0	0.0
1,900,000-1,999,999	1	0	N/A	1	0	N/A	1,900,000-1,999,999	0	0	0.0	0	0	0.0
2,000,000-2,249,999	0	0	0.0	0	0	0.0	2,000,000-2,249,999	0	0	0.0	0	0	0.0
2,250,000-2,499,999	0	0	0.0	0	0	0.0	2,250,000-2,499,999	0	0	0.0	0	0	0.0
2,500,000-2,749,999	0	0	0.0	1	0	N/A	2,500,000-2,749,999	0	0	0.0	0	0	0.0
2,750,000-2,999,999	0	0	0.0	0	0	0.0	2,750,000-2,999,999	0	0	0.0	0	0	0.0
3,000,000-3,249,999	0	0	0.0	0	0	0.0	3,000,000-3,249,999	0	0	0.0	0	0	0.0
3,250,000-3,499,999	0	0	0.0	0	0	0.0	3,250,000-3,499,999	0	0	0.0	0	0	0.0
3,500,000-3,749,999	0	0	0.0	0	0	0.0	3,500,000-3,749,999	0	0	0.0	0	0	0.0
3,750,000-3,999,999	0	0	0.0	0	0	0.0	3,750,000-3,999,999	0	0	0.0	0	0	0.0
4,000,000-4,249,999	0	0	0.0	0	0	0.0	4,000,000-4,249,999	0	0	0.0	0	0	0.0
4,250,000-4,499,999	1	1	0.0	1	2	-50.0	4,250,000-4,499,999	0	0	0.0	0	1	-100.0
4,500,000-4,749,999	0	0	0.0	0	0	0.0	4,500,000-4,749,999	0	0	0.0	0	0	0.0
4,750,000-4,999,999	0	0	0.0	0	0	0.0	4,750,000-4,999,999	0	0	0.0	0	0	0.0
5,000,000+	0	0	0.0	0	0	0.0	5,000,000+	0	0	0.0	0	0	0.0
Totals	124	108	14.8	450	415	8.4	Totals	41	34	20.6	372	272	36.8

All information is subject to change, is deemed reliable but is not guaranteed, and should be independently verified. The information being provided is for consumers' personal, non-commercial use and may not be used for any other purpose other than to identify prospective properties consumers may be interested in purchasing. © 2017 Montana Regional MLS, LLC and FBS. All Rights Reserved. Prepared by Rhiannon Coburn on Saturday, August 05, 2017 8:11 AM.