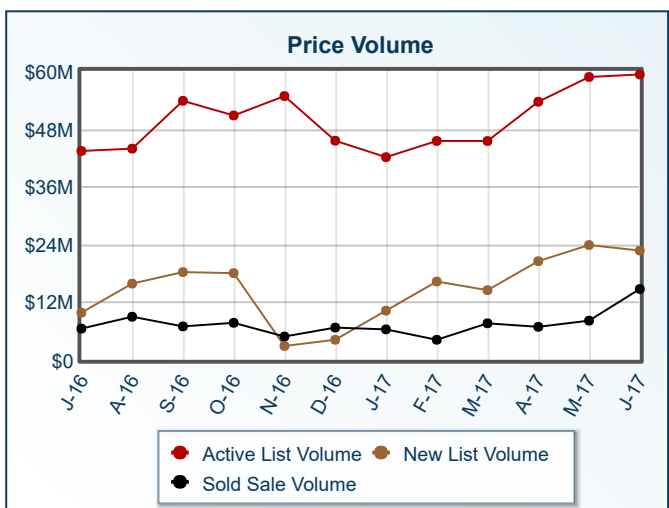
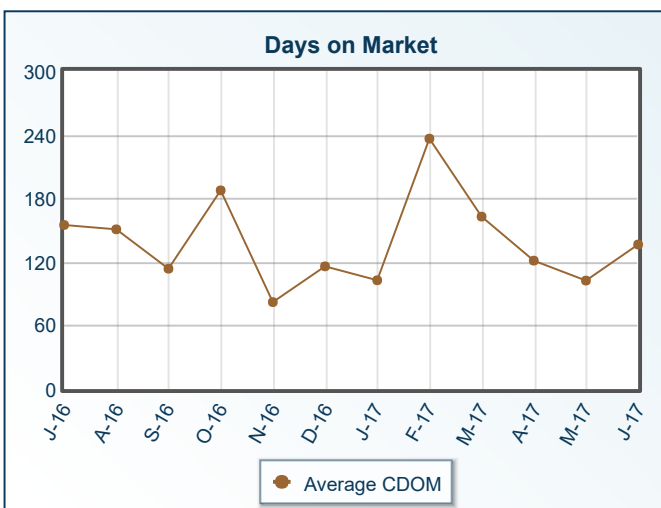
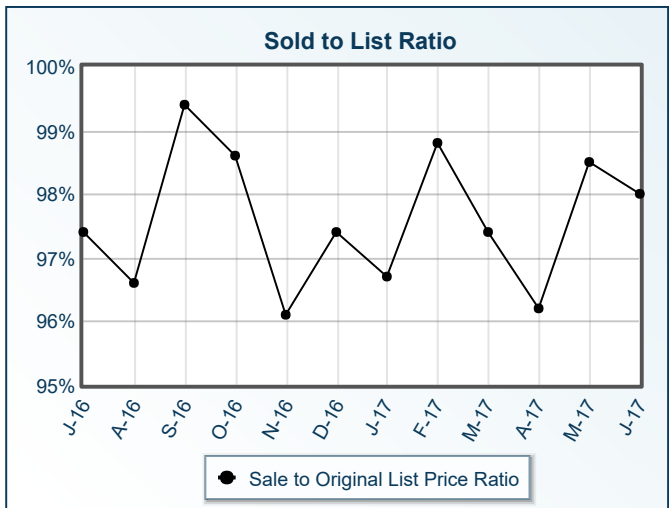
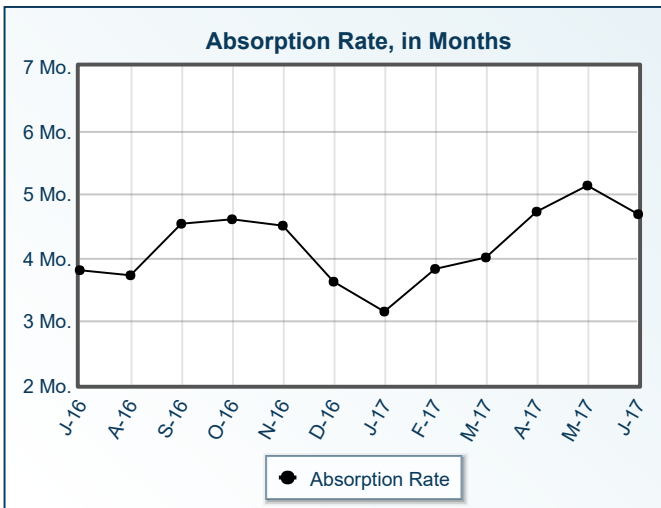
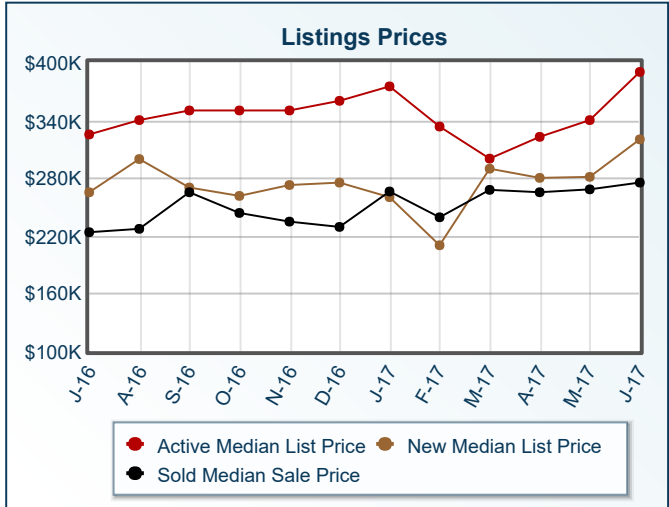
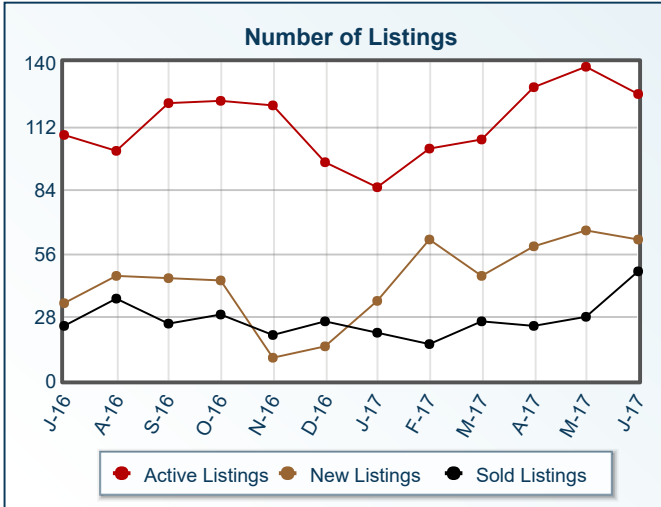


Market Summary

59808 Residential, June 2017



Summary Statistics						
	Jun-17	Jun-16	% Chg	2017 YTD	2016 YTD	% Chg
Absorption Rate	4.68	4.4	6.36	4.25	4.17	1.92
Average List Price	\$470,204	\$370,016	27.08	\$363,628	\$330,873	9.90
Median List Price	\$389,900	\$292,400	33.34	\$281,050	\$259,900	8.14
Average Sale Price	\$306,250	\$267,509	14.48	\$292,825	\$254,005	15.28
Median Sale Price	\$275,050	\$229,950	19.61	\$265,774	\$227,650	16.75
Average CDOM	136	161	-15.53	N/A	169	N/A
Median CDOM	60	63	-4.76	64	87	-26.44

Sold Listings	This Month			Year to Date			Pending Listings	This Month			Year to Date		
	2017	2016	% Chg	2017	2016	% Chg		2017	2016	% Chg	2017	2016	% Chg
	0-99,999	0	0	0.0	0	4		-100.0	0-99,999	1	0	N/A	1
100,000-149,999	2	5	-60.0	10	12	-16.7	100,000-149,999	1	3	-66.7	14	20	-30.0
150,000-199,999	4	10	-60.0	17	35	-51.4	150,000-199,999	12	8	50.0	43	48	-10.4
200,000-249,999	11	14	-21.4	40	52	-23.1	200,000-249,999	14	10	40.0	58	56	3.6
250,000-299,999	13	8	62.5	39	24	62.5	250,000-299,999	12	5	140.0	62	35	77.1
300,000-349,999	7	1	600.0	21	13	61.5	300,000-349,999	7	7	0.0	22	25	-12.0
350,000-399,999	4	2	100.0	12	9	33.3	350,000-399,999	2	2	0.0	13	22	-40.9
400,000-449,999	4	4	0.0	13	6	116.7	400,000-449,999	3	0	N/A	16	11	45.5
450,000-499,999	1	2	-50.0	5	3	66.7	450,000-499,999	2	0	N/A	8	3	166.7
500,000-549,999	0	0	0.0	0	1	-100.0	500,000-549,999	2	1	100.0	5	3	66.7
550,000-599,999	1	0	N/A	2	0	N/A	550,000-599,999	1	0	N/A	3	6	-50.0
600,000-649,999	0	1	-100.0	0	3	-100.0	600,000-649,999	1	0	N/A	1	1	0.0
650,000-699,999	0	1	-100.0	1	2	-50.0	650,000-699,999	0	0	0.0	0	3	-100.0
700,000-749,999	0	0	0.0	2	0	N/A	700,000-749,999	0	0	0.0	2	1	100.0
750,000-799,999	0	0	0.0	0	0	0.0	750,000-799,999	1	0	N/A	1	2	-50.0
800,000-849,999	0	0	0.0	0	0	0.0	800,000-849,999	0	1	-100.0	0	1	-100.0
850,000-899,999	0	0	0.0	0	0	0.0	850,000-899,999	0	0	0.0	0	1	-100.0
900,000-949,999	0	0	0.0	0	0	0.0	900,000-949,999	0	0	0.0	0	0	0.0
950,000-999,999	0	0	0.0	0	0	0.0	950,000-999,999	0	0	0.0	0	0	0.0
1,000,000-1,099,999	0	0	0.0	0	0	0.0	1,000,000-1,099,999	0	0	0.0	0	0	0.0
1,100,000-1,199,999	1	0	N/A	1	0	N/A	1,100,000-1,199,999	0	0	0.0	0	0	0.0
1,200,000-1,299,999	0	0	0.0	0	0	0.0	1,200,000-1,299,999	0	0	0.0	1	0	N/A
1,300,000-1,399,999	0	0	0.0	0	0	0.0	1,300,000-1,399,999	0	0	0.0	0	0	0.0
1,400,000-1,499,999	0	0	0.0	0	0	0.0	1,400,000-1,499,999	0	0	0.0	0	1	-100.0
1,500,000-1,599,999	0	0	0.0	0	0	0.0	1,500,000-1,599,999	0	0	0.0	0	0	0.0
1,600,000-1,699,999	0	0	0.0	0	0	0.0	1,600,000-1,699,999	0	0	0.0	0	0	0.0
1,700,000-1,799,999	0	0	0.0	0	0	0.0	1,700,000-1,799,999	0	0	0.0	0	0	0.0
1,800,000-1,899,999	0	0	0.0	0	0	0.0	1,800,000-1,899,999	0	0	0.0	0	0	0.0
1,900,000-1,999,999	0	0	0.0	0	0	0.0	1,900,000-1,999,999	0	0	0.0	0	0	0.0
2,000,000-2,249,999	0	0	0.0	0	0	0.0	2,000,000-2,249,999	0	0	0.0	0	0	0.0
2,250,000-2,499,999	0	0	0.0	0	0	0.0	2,250,000-2,499,999	0	0	0.0	0	0	0.0
2,500,000-2,749,999	0	0	0.0	0	0	0.0	2,500,000-2,749,999	0	0	0.0	0	0	0.0
2,750,000-2,999,999	0	0	0.0	0	0	0.0	2,750,000-2,999,999	0	0	0.0	0	0	0.0
3,000,000-3,249,999	0	0	0.0	0	0	0.0	3,000,000-3,249,999	0	0	0.0	0	0	0.0
3,250,000-3,499,999	0	0	0.0	0	0	0.0	3,250,000-3,499,999	0	0	0.0	0	0	0.0
3,500,000-3,749,999	0	0	0.0	0	0	0.0	3,500,000-3,749,999	0	0	0.0	0	0	0.0
3,750,000-3,999,999	0	0	0.0	0	0	0.0	3,750,000-3,999,999	0	0	0.0	0	0	0.0
4,000,000-4,249,999	0	0	0.0	0	0	0.0	4,000,000-4,249,999	0	0	0.0	0	0	0.0
4,250,000-4,499,999	0	0	0.0	0	0	0.0	4,250,000-4,499,999	0	0	0.0	0	0	0.0
4,500,000-4,749,999	0	0	0.0	0	0	0.0	4,500,000-4,749,999	0	0	0.0	0	0	0.0
4,750,000-4,999,999	0	0	0.0	0	0	0.0	4,750,000-4,999,999	0	0	0.0	0	0	0.0
5,000,000+	0	0	0.0	0	0	0.0	5,000,000+	0	0	0.0	0	0	0.0
Totals	48	48	0.0	163	164	-0.6	Totals	59	37	59.5	250	244	2.5

Active Listings	This Month			Year to Date			New Listings	This Month			Year to Date		
	2017	2016	% Chg	2017	2016	% Chg		2017	2016	% Chg	2017	2016	% Chg
	0-99,999	2	1	100.0	3	9		-66.7	0-99,999	1	0	N/A	2
100,000-149,999	2	13	-84.6	15	31	-51.6	100,000-149,999	1	4	-75.0	12	23	-47.8
150,000-199,999	7	21	-66.7	50	70	-28.6	150,000-199,999	4	4	0.0	46	38	21.1
200,000-249,999	17	14	21.4	78	71	9.9	200,000-249,999	16	5	220.0	70	46	52.2
250,000-299,999	11	17	-35.3	76	50	52.0	250,000-299,999	7	4	75.0	69	39	76.9
300,000-349,999	17	16	6.3	46	39	17.9	300,000-349,999	9	8	12.5	36	30	20.0
350,000-399,999	16	9	77.8	31	37	-16.2	350,000-399,999	3	5	-40.0	21	20	5.0
400,000-449,999	14	8	75.0	31	21	47.6	400,000-449,999	3	4	-25.0	21	16	31.3
450,000-499,999	8	6	33.3	21	10	110.0	450,000-499,999	6	1	500.0	16	8	100.0
500,000-549,999	5	6	-16.7	11	12	-8.3	500,000-549,999	1	2	-50.0	6	6	0.0
550,000-599,999	4	1	300.0	10	7	42.9	550,000-599,999	3	0	N/A	9	0	N/A
600,000-649,999	2	0	N/A	5	1	400.0	600,000-649,999	4	0	N/A	5	0	N/A
650,000-699,999	4	4	0.0	6	7	-14.3	650,000-699,999	1	1	0.0	3	4	-25.0
700,000-749,999	3	0	N/A	6	2	200.0	700,000-749,999	1	1	0.0	4	1	300.0
750,000-799,999	2	1	100.0	2	3	-33.3	750,000-799,999	0	0	0.0	2	1	100.0
800,000-849,999	2	0	N/A	2	2	0.0	800,000-849,999	1	0	N/A	2	2	0.0
850,000-899,999	4	0	N/A	4	1	300.0	850,000-899,999	1	0	N/A	3	0	N/A
900,000-949,999	0	0	0.0	0	0	0.0	900,000-949,999	0	0	0.0	0	0	0.0
950,000-999,999	1	1	0.0	3	1	200.0	950,000-999,999	0	0	0.0	0	0	0.0
1,000,000-1,099,999	1	0	N/A	1	0	N/A	1,000,000-1,099,999	0	0	0.0	0	0	0.0
1,100,000-1,199,999	0	1	-100.0	1	2	-50.0	1,100,000-1,199,999	0	0	0.0	0	2	-100.0
1,200,000-1,299,999	1	1	0.0	2	1	100.0	1,200,000-1,299,999	0	0	0.0	2	0	N/A
1,300,000-1,399,999	0	0	0.0	0	0	0.0	1,300,000-1,399,999	0	0	0.0	0	0	0.0
1,400,000-1,499,999	0	0	0.0	0	1	-100.0	1,400,000-1,499,999	0	0	0.0	0	0	0.0
1,500,000-1,599,999	1	0	N/A	1	0	N/A	1,500,000-1,599,999	0	0	0.0	1	0	N/A
1,600,000-1,699,999	0	0	0.0	0	0	0.0	1,600,000-1,699,999	0	0	0.0	0	0	0.0
1,700,000-1,799,999	0	1	-100.0	0	1	-100.0	1,700,000-1,799,999	0	0	0.0	0	0	0.0
1,800,000-1,899,999	0	0	0.0	0	0	0.0	1,800,000-1,899,999	0	0	0.0	0	0	0.0
1,900,000-1,999,999	1	0	N/A	1	0	N/A	1,900,000-1,999,999	0	0	0.0	0	0	0.0
2,000,000-2,249,999	0	0	0.0	0	0	0.0	2,000,000-2,249,999	0	0	0.0	0	0	0.0
2,250,000-2,499,999	0	0	0.0	0	0	0.0	2,250,000-2,499,999	0	0	0.0	0	0	0.0
2,500,000-2,749,999	0	0	0.0	1	0	N/A	2,500,000-2,749,999	0	0	0.0	0	0	0.0
2,750,000-2,999,999	0	0	0.0	0	0	0.0	2,750,000-2,999,999	0	0	0.0	0	0	0.0
3,000,000-3,249,999	0	0	0.0	0	0	0.0	3,000,000-3,249,999	0	0	0.0	0	0	0.0
3,250,000-3,499,999	0	0	0.0	0	0	0.0	3,250,000-3,499,999	0	0	0.0	0	0	0.0
3,500,000-3,749,999	0	0	0.0	0	0	0.0	3,500,000-3,749,999	0	0	0.0	0	0	0.0
3,750,000-3,999,999	0	0	0.0	0	0	0.0	3,750,000-3,999,999	0	0	0.0	0	0	0.0
4,000,000-4,249,999	0	0	0.0	0	0	0.0	4,000,000-4,249,999	0	0	0.0	0	0	0.0
4,250,000-4,499,999	1	1	0.0	1	2	-50.0	4,250,000-4,499,999	0	0	0.0	0	1	-100.0
4,500,000-4,749,999	0	0	0.0	0	0	0.0	4,500,000-4,749,999	0	0	0.0	0	0	0.0
4,750,000-4,999,999	0	0	0.0	0	0	0.0	4,750,000-4,999,999	0	0	0.0	0	0	0.0
5,000,000+	0	0	0.0	0	0	0.0	5,000,000+	0	0	0.0	0	0	0.0
Totals	126	122	3.3	408	381	7.1	Totals	62	39	59.0	330	238	38.7

All information is subject to change, is deemed reliable but is not guaranteed, and should be independently verified. The information being provided is for consumers' personal, non-commercial use and may not be used for any other purpose other than to identify prospective properties consumers may be interested in purchasing. © 2017 Montana Regional MLS, LLC and FBS. All Rights Reserved. Prepared by Rhiannon Coburn on Monday, July 10, 2017 11:50 AM.