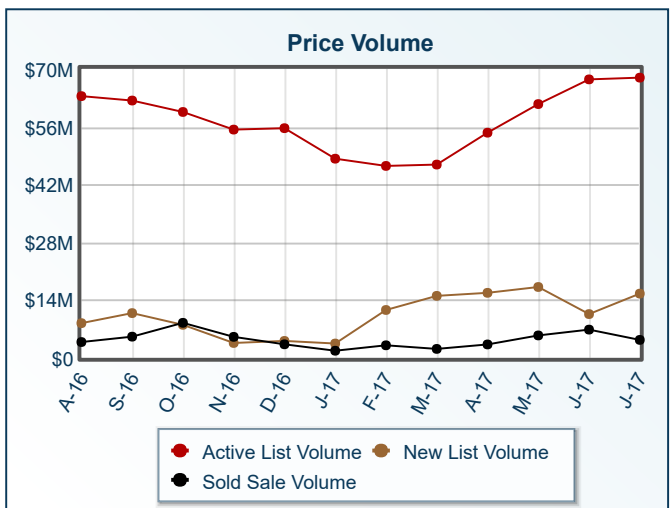
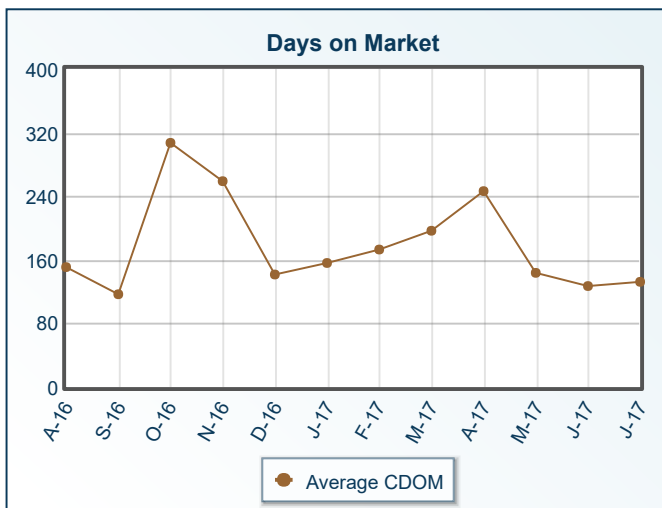
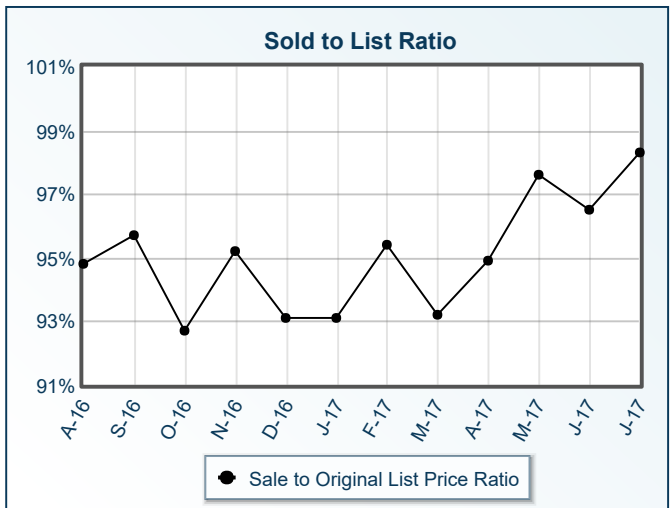
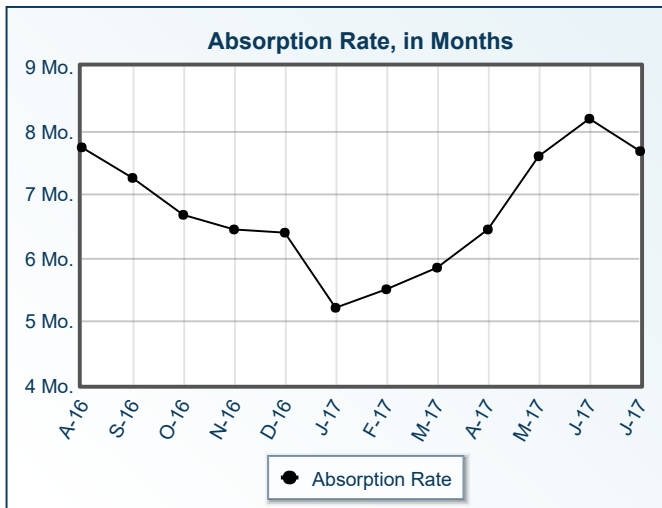
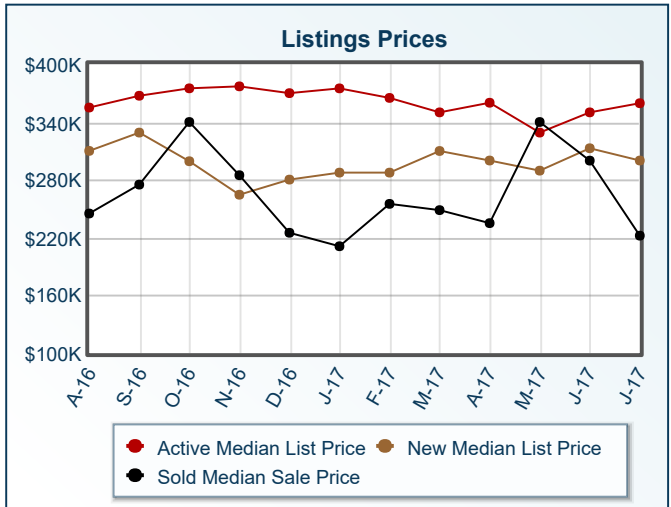
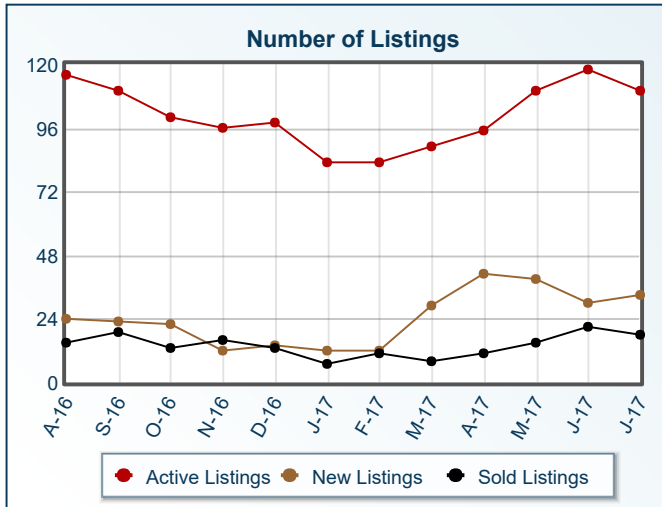


Market Summary

Stevensville Residential, July 2017



Summary Statistics						
	Jul-17	Jul-16	% Chg	2017 YTD	2016 YTD	% Chg
Absorption Rate	7.67	8.02	-4.36	6.63	7.57	-12.42
Average List Price	\$616,984	\$555,346	11.10	\$489,801	\$457,498	7.06
Median List Price	\$359,500	\$350,000	2.71	\$309,950	\$295,000	5.07
Average Sale Price	\$241,032	\$387,304	-37.77	\$293,719	\$287,091	2.31
Median Sale Price	\$222,000	\$260,000	-14.62	\$265,000	\$247,000	7.29
Average CDOM	132	151	-12.58	159	152	4.61
Median CDOM	65	91	-28.57	77	113	-31.86

Sold Listings	This Month			Year to Date			Pending Listings	This Month			Year to Date		
	2017	2016	% Chg	2017	2016	% Chg		2017	2016	% Chg	2017	2016	% Chg
	0-99,999	0	0	0.0	2	3		-33.3	0-99,999	0	1	-100.0	1
100,000-149,999	1	1	0.0	2	10	-80.0	100,000-149,999	0	1	-100.0	2	15	-86.7
150,000-199,999	5	5	0.0	20	20	0.0	150,000-199,999	4	2	100.0	24	29	-17.2
200,000-249,999	5	5	0.0	18	26	-30.8	200,000-249,999	1	4	-75.0	14	39	-64.1
250,000-299,999	3	4	-25.0	14	23	-39.1	250,000-299,999	9	3	200.0	30	34	-11.8
300,000-349,999	2	5	-60.0	14	14	0.0	300,000-349,999	6	1	500.0	22	21	4.8
350,000-399,999	2	1	100.0	9	12	-25.0	350,000-399,999	2	0	N/A	12	16	-25.0
400,000-449,999	0	0	0.0	1	1	0.0	400,000-449,999	0	0	0.0	3	2	50.0
450,000-499,999	0	0	0.0	2	2	0.0	450,000-499,999	1	1	0.0	2	6	-66.7
500,000-549,999	0	1	-100.0	3	2	50.0	500,000-549,999	0	0	0.0	2	2	0.0
550,000-599,999	0	0	0.0	2	0	N/A	550,000-599,999	0	0	0.0	2	3	-33.3
600,000-649,999	0	0	0.0	1	0	N/A	600,000-649,999	0	0	0.0	2	3	-33.3
650,000-699,999	0	0	0.0	0	0	0.0	650,000-699,999	0	0	0.0	1	1	0.0
700,000-749,999	0	0	0.0	2	0	N/A	700,000-749,999	0	0	0.0	1	0	N/A
750,000-799,999	0	0	0.0	1	0	N/A	750,000-799,999	0	0	0.0	1	1	0.0
800,000-849,999	0	0	0.0	0	0	0.0	800,000-849,999	0	0	0.0	1	0	N/A
850,000-899,999	0	0	0.0	0	0	0.0	850,000-899,999	0	0	0.0	0	0	0.0
900,000-949,999	0	0	0.0	0	0	0.0	900,000-949,999	0	0	0.0	0	0	0.0
950,000-999,999	0	0	0.0	0	0	0.0	950,000-999,999	0	0	0.0	0	0	0.0
1,000,000-1,099,999	0	0	0.0	0	1	-100.0	1,000,000-1,099,999	0	0	0.0	0	0	0.0
1,100,000-1,199,999	0	0	0.0	0	0	0.0	1,100,000-1,199,999	0	0	0.0	0	1	-100.0
1,200,000-1,299,999	0	0	0.0	0	0	0.0	1,200,000-1,299,999	0	0	0.0	0	1	-100.0
1,300,000-1,399,999	0	0	0.0	0	0	0.0	1,300,000-1,399,999	0	0	0.0	0	0	0.0
1,400,000-1,499,999	0	0	0.0	0	0	0.0	1,400,000-1,499,999	0	0	0.0	0	0	0.0
1,500,000-1,599,999	0	0	0.0	0	0	0.0	1,500,000-1,599,999	0	0	0.0	0	0	0.0
1,600,000-1,699,999	0	0	0.0	0	0	0.0	1,600,000-1,699,999	0	0	0.0	0	0	0.0
1,700,000-1,799,999	0	0	0.0	0	0	0.0	1,700,000-1,799,999	0	0	0.0	0	1	-100.0
1,800,000-1,899,999	0	0	0.0	0	0	0.0	1,800,000-1,899,999	0	0	0.0	0	0	0.0
1,900,000-1,999,999	0	0	0.0	0	0	0.0	1,900,000-1,999,999	0	1	-100.0	0	1	-100.0
2,000,000-2,249,999	0	0	0.0	0	0	0.0	2,000,000-2,249,999	0	0	0.0	0	0	0.0
2,250,000-2,499,999	0	0	0.0	0	0	0.0	2,250,000-2,499,999	0	0	0.0	0	0	0.0
2,500,000-2,749,999	0	0	0.0	0	0	0.0	2,500,000-2,749,999	0	0	0.0	0	0	0.0
2,750,000-2,999,999	0	0	0.0	0	0	0.0	2,750,000-2,999,999	0	0	0.0	0	1	-100.0
3,000,000-3,249,999	0	1	-100.0	0	1	-100.0	3,000,000-3,249,999	0	0	0.0	0	0	0.0
3,250,000-3,499,999	0	0	0.0	0	0	0.0	3,250,000-3,499,999	0	0	0.0	0	0	0.0
3,500,000-3,749,999	0	0	0.0	0	0	0.0	3,500,000-3,749,999	0	0	0.0	0	1	-100.0
3,750,000-3,999,999	0	0	0.0	0	0	0.0	3,750,000-3,999,999	0	0	0.0	0	1	-100.0
4,000,000-4,249,999	0	0	0.0	0	0	0.0	4,000,000-4,249,999	0	0	0.0	0	0	0.0
4,250,000-4,499,999	0	0	0.0	0	0	0.0	4,250,000-4,499,999	0	0	0.0	0	0	0.0
4,500,000-4,749,999	0	0	0.0	0	0	0.0	4,500,000-4,749,999	0	0	0.0	0	0	0.0
4,750,000-4,999,999	0	0	0.0	0	0	0.0	4,750,000-4,999,999	0	0	0.0	0	0	0.0
5,000,000+	0	0	0.0	0	0	0.0	5,000,000+	0	0	0.0	0	0	0.0
Totals	18	23	-21.7	91	115	-20.9	Totals	23	14	64.3	120	184	-34.8

Active Listings	This Month			Year to Date			New Listings	This Month			Year to Date		
	2017	2016	% Chg	2017	2016	% Chg		2017	2016	% Chg	2017	2016	% Chg
	0-99,999	0	2	-100.0	1	4		-75.0	0-99,999	0	0	0.0	1
100,000-149,999	1	2	-50.0	5	14	-64.3	100,000-149,999	1	2	-50.0	5	8	-37.5
150,000-199,999	8	12	-33.3	36	40	-10.0	150,000-199,999	5	2	150.0	29	25	16.0
200,000-249,999	9	16	-43.7	26	55	-52.7	200,000-249,999	2	4	-50.0	17	32	-46.9
250,000-299,999	18	16	12.5	60	55	9.1	250,000-299,999	8	5	60.0	47	37	27.0
300,000-349,999	15	10	50.0	42	36	16.7	300,000-349,999	4	4	0.0	32	21	52.4
350,000-399,999	15	18	-16.7	34	36	-5.6	350,000-399,999	4	3	33.3	19	23	-17.4
400,000-449,999	6	4	50.0	10	6	66.7	400,000-449,999	0	1	-100.0	5	1	400.0
450,000-499,999	6	6	0.0	10	11	-9.1	450,000-499,999	0	1	-100.0	7	7	0.0
500,000-549,999	3	4	-25.0	7	7	0.0	500,000-549,999	1	0	N/A	4	2	100.0
550,000-599,999	5	8	-37.5	11	13	-15.4	550,000-599,999	2	1	100.0	6	8	-25.0
600,000-649,999	2	2	0.0	4	6	-33.3	600,000-649,999	1	0	N/A	2	2	0.0
650,000-699,999	1	2	-50.0	2	4	-50.0	650,000-699,999	0	0	0.0	1	2	-50.0
700,000-749,999	0	0	0.0	1	0	N/A	700,000-749,999	0	0	0.0	0	0	0.0
750,000-799,999	1	1	0.0	2	1	100.0	750,000-799,999	1	0	N/A	1	0	N/A
800,000-849,999	0	0	0.0	1	0	N/A	800,000-849,999	0	0	0.0	1	0	N/A
850,000-899,999	1	1	0.0	1	1	0.0	850,000-899,999	0	0	0.0	0	1	-100.0
900,000-949,999	2	0	N/A	4	0	N/A	900,000-949,999	2	0	N/A	3	0	N/A
950,000-999,999	2	2	0.0	4	3	33.3	950,000-999,999	0	0	0.0	1	2	-50.0
1,000,000-1,099,999	1	0	N/A	1	1	0.0	1,000,000-1,099,999	0	0	0.0	1	0	N/A
1,100,000-1,199,999	1	1	0.0	2	2	0.0	1,100,000-1,199,999	0	0	0.0	2	1	100.0
1,200,000-1,299,999	3	1	200.0	5	2	150.0	1,200,000-1,299,999	0	0	0.0	3	0	N/A
1,300,000-1,399,999	1	1	0.0	1	1	0.0	1,300,000-1,399,999	0	0	0.0	1	0	N/A
1,400,000-1,499,999	0	1	-100.0	0	2	-100.0	1,400,000-1,499,999	0	0	0.0	0	0	0.0
1,500,000-1,599,999	2	1	100.0	2	1	100.0	1,500,000-1,599,999	0	0	0.0	1	1	0.0
1,600,000-1,699,999	0	1	-100.0	0	1	-100.0	1,600,000-1,699,999	0	0	0.0	0	0	0.0
1,700,000-1,799,999	0	0	0.0	0	1	-100.0	1,700,000-1,799,999	0	0	0.0	0	0	0.0
1,800,000-1,899,999	0	0	0.0	1	0	N/A	1,800,000-1,899,999	1	0	N/A	1	0	N/A
1,900,000-1,999,999	1	1	0.0	1	2	-50.0	1,900,000-1,999,999	0	0	0.0	1	1	0.0
2,000,000-2,249,999	0	0	0.0	0	0	0.0	2,000,000-2,249,999	0	0	0.0	0	0	0.0
2,250,000-2,499,999	4	1	300.0	5	1	400.0	2,250,000-2,499,999	1	0	N/A	4	0	N/A
2,500,000-2,749,999	0	0	0.0	0	0	0.0	2,500,000-2,749,999	0	0	0.0	0	0	0.0
2,750,000-2,999,999	1	1	0.0	1	2	-50.0	2,750,000-2,999,999	0	0	0.0	0	2	-100.0
3,000,000-3,249,999	0	1	-100.0	0	1	-100.0	3,000,000-3,249,999	0	0	0.0	0	0	0.0
3,250,000-3,499,999	0	0	0.0	0	0	0.0	3,250,000-3,499,999	0	0	0.0	0	0	0.0
3,500,000-3,749,999	0	0	0.0	0	1	-100.0	3,500,000-3,749,999	0	0	0.0	0	0	0.0
3,750,000-3,999,999	0	0	0.0	0	1	-100.0	3,750,000-3,999,999	0	0	0.0	0	0	0.0
4,000,000-4,249,999	0	0	0.0	0	1	-100.0	4,000,000-4,249,999	0	0	0.0	0	0	0.0
4,250,000-4,499,999	0	0	0.0	0	0	0.0	4,250,000-4,499,999	0	0	0.0	0	0	0.0
4,500,000-4,749,999	0	0	0.0	0	0	0.0	4,500,000-4,749,999	0	0	0.0	0	0	0.0
4,750,000-4,999,999	0	0	0.0	0	0	0.0	4,750,000-4,999,999	0	0	0.0	0	0	0.0
5,000,000+	1	1	0.0	2	1	100.0	5,000,000+	0	0	0.0	1	1	0.0
Totals	110	117	-6.0	282	313	-9.9	Totals	33	23	43.5	196	179	9.5

All information is subject to change, is deemed reliable but is not guaranteed, and should be independently verified. The information being provided is for consumers' personal, non-commercial use and may not be used for any other purpose other than to identify prospective properties consumers may be interested in purchasing. © 2017 Montana Regional MLS, LLC and FBS. All Rights Reserved. Prepared by Rhiannon Coburn on Saturday, August 05, 2017 8:13 AM.