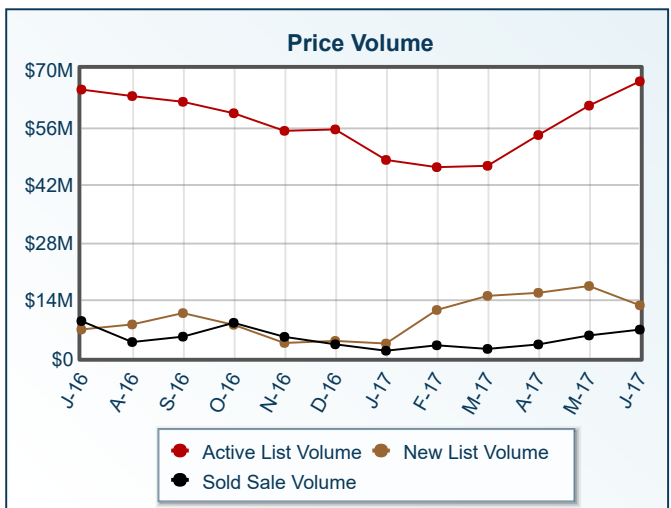
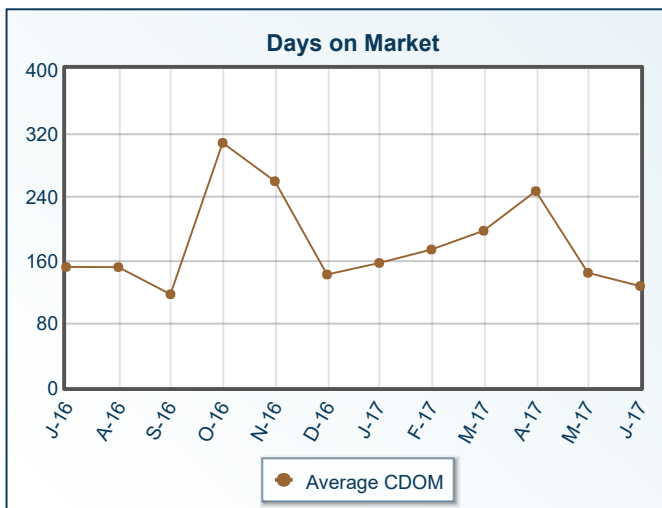
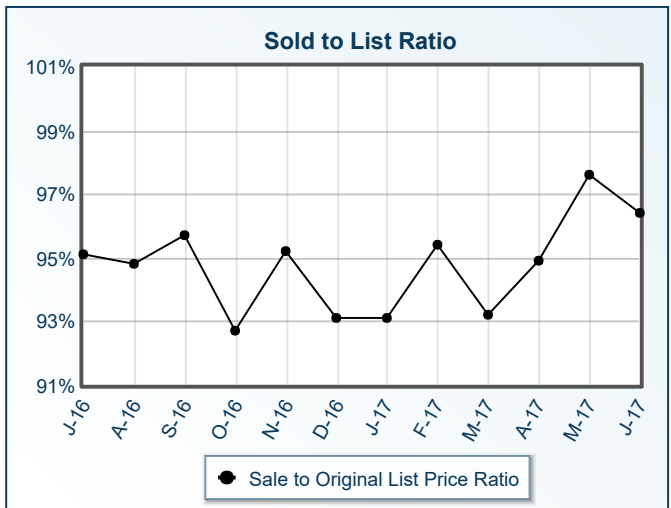
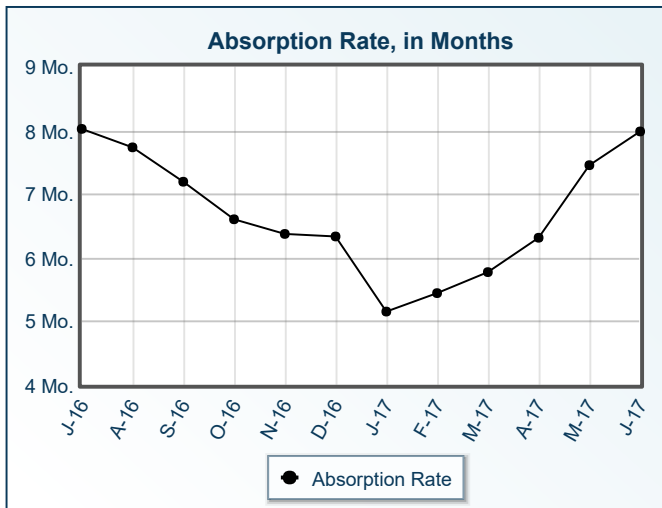
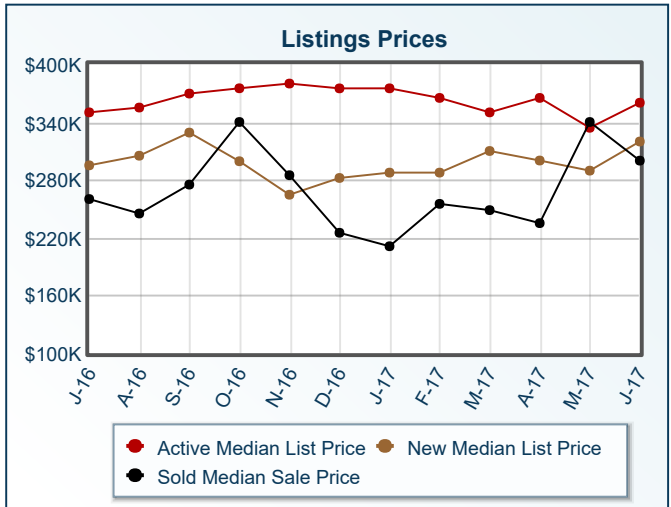
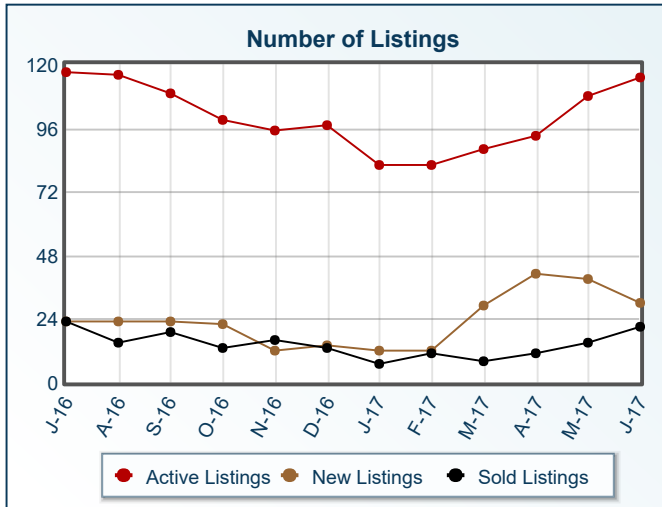


Market Summary

Stevensville Residential, June 2017



Summary Statistics						
	Jun-17	Jun-16	% Chg	2017 YTD	2016 YTD	% Chg
Absorption Rate	7.98	8.29	-3.74	6.35	7.5	-15.33
Average List Price	\$582,363	\$554,389	5.05	\$502,587	\$470,125	6.91
Median List Price	\$360,000	\$349,000	3.15	\$310,000	\$295,000	5.08
Average Sale Price	\$325,262	\$249,686	30.27	\$306,710	\$262,038	17.05
Median Sale Price	\$299,900	\$239,500	25.22	\$285,000	\$240,000	18.75
Average CDOM	127	145	-12.41	165	152	8.55
Median CDOM	77	95	-18.95	84	117	-28.21

Sold Listings	This Month			Year to Date			Pending Listings	This Month			Year to Date		
	2017	2016	% Chg	2017	2016	% Chg		2017	2016	% Chg	2017	2016	% Chg
0-99,999	1	0	N/A	2	3	-33.3	0-99,999	0	0	0.0	1	4	-75.0
100,000-149,999	0	3	-100.0	1	9	-88.9	100,000-149,999	1	1	0.0	2	14	-85.7
150,000-199,999	2	4	-50.0	15	15	0.0	150,000-199,999	4	4	0.0	19	27	-29.6
200,000-249,999	4	5	-20.0	13	21	-38.1	200,000-249,999	3	2	50.0	13	35	-62.9
250,000-299,999	4	4	0.0	11	19	-42.1	250,000-299,999	9	3	200.0	23	31	-25.8
300,000-349,999	4	2	100.0	12	9	33.3	300,000-349,999	3	1	200.0	16	20	-20.0
350,000-399,999	3	4	-25.0	7	11	-36.4	350,000-399,999	2	4	-50.0	10	16	-37.5
400,000-449,999	0	0	0.0	1	1	0.0	400,000-449,999	2	0	N/A	3	2	50.0
450,000-499,999	0	0	0.0	2	2	0.0	450,000-499,999	0	0	0.0	1	5	-80.0
500,000-549,999	1	0	N/A	3	1	200.0	500,000-549,999	0	0	0.0	2	2	0.0
550,000-599,999	1	0	N/A	2	0	N/A	550,000-599,999	1	0	N/A	3	3	0.0
600,000-649,999	0	0	0.0	1	0	N/A	600,000-649,999	1	0	N/A	2	3	-33.3
650,000-699,999	0	0	0.0	0	0	0.0	650,000-699,999	1	0	N/A	1	1	0.0
700,000-749,999	0	0	0.0	2	0	N/A	700,000-749,999	0	0	0.0	1	0	N/A
750,000-799,999	1	0	N/A	1	0	N/A	750,000-799,999	0	0	0.0	1	1	0.0
800,000-849,999	0	0	0.0	0	0	0.0	800,000-849,999	0	0	0.0	1	0	N/A
850,000-899,999	0	0	0.0	0	0	0.0	850,000-899,999	0	0	0.0	0	0	0.0
900,000-949,999	0	0	0.0	0	0	0.0	900,000-949,999	0	0	0.0	0	0	0.0
950,000-999,999	0	0	0.0	0	0	0.0	950,000-999,999	0	0	0.0	0	0	0.0
1,000,000-1,099,999	0	0	0.0	0	1	-100.0	1,000,000-1,099,999	0	0	0.0	0	0	0.0
1,100,000-1,199,999	0	0	0.0	0	0	0.0	1,100,000-1,199,999	0	0	0.0	0	1	-100.0
1,200,000-1,299,999	0	0	0.0	0	0	0.0	1,200,000-1,299,999	0	0	0.0	0	1	-100.0
1,300,000-1,399,999	0	0	0.0	0	0	0.0	1,300,000-1,399,999	0	0	0.0	0	0	0.0
1,400,000-1,499,999	0	0	0.0	0	0	0.0	1,400,000-1,499,999	0	0	0.0	0	0	0.0
1,500,000-1,599,999	0	0	0.0	0	0	0.0	1,500,000-1,599,999	0	0	0.0	0	0	0.0
1,600,000-1,699,999	0	0	0.0	0	0	0.0	1,600,000-1,699,999	0	0	0.0	0	0	0.0
1,700,000-1,799,999	0	0	0.0	0	0	0.0	1,700,000-1,799,999	0	0	0.0	0	1	-100.0
1,800,000-1,899,999	0	0	0.0	0	0	0.0	1,800,000-1,899,999	0	0	0.0	0	0	0.0
1,900,000-1,999,999	0	0	0.0	0	0	0.0	1,900,000-1,999,999	0	0	0.0	0	0	0.0
2,000,000-2,249,999	0	0	0.0	0	0	0.0	2,000,000-2,249,999	0	0	0.0	0	0	0.0
2,250,000-2,499,999	0	0	0.0	0	0	0.0	2,250,000-2,499,999	0	0	0.0	0	0	0.0
2,500,000-2,749,999	0	0	0.0	0	0	0.0	2,500,000-2,749,999	0	0	0.0	0	0	0.0
2,750,000-2,999,999	0	0	0.0	0	0	0.0	2,750,000-2,999,999	0	0	0.0	0	1	-100.0
3,000,000-3,249,999	0	0	0.0	0	0	0.0	3,000,000-3,249,999	0	0	0.0	0	0	0.0
3,250,000-3,499,999	0	0	0.0	0	0	0.0	3,250,000-3,499,999	0	0	0.0	0	0	0.0
3,500,000-3,749,999	0	0	0.0	0	0	0.0	3,500,000-3,749,999	0	0	0.0	0	1	-100.0
3,750,000-3,999,999	0	0	0.0	0	0	0.0	3,750,000-3,999,999	0	0	0.0	0	1	-100.0
4,000,000-4,249,999	0	0	0.0	0	0	0.0	4,000,000-4,249,999	0	0	0.0	0	0	0.0
4,250,000-4,499,999	0	0	0.0	0	0	0.0	4,250,000-4,499,999	0	0	0.0	0	0	0.0
4,500,000-4,749,999	0	0	0.0	0	0	0.0	4,500,000-4,749,999	0	0	0.0	0	0	0.0
4,750,000-4,999,999	0	0	0.0	0	0	0.0	4,750,000-4,999,999	0	0	0.0	0	0	0.0
5,000,000+	0	0	0.0	0	0	0.0	5,000,000+	0	0	0.0	0	0	0.0
Totals	21	22	-4.5	73	92	-20.7	Totals	27	15	80.0	99	170	-41.8

Active Listings	This Month			Year to Date			New Listings	This Month			Year to Date		
	2017	2016	% Chg	2017	2016	% Chg		2017	2016	% Chg	2017	2016	% Chg
	0-99,999	0	2	-100.0	1	4		-75.0	0-99,999	0	0	0.0	1
100,000-149,999	1	1	0.0	4	12	-66.7	100,000-149,999	0	0	0.0	4	6	-33.3
150,000-199,999	8	14	-42.9	30	38	-21.1	150,000-199,999	4	4	0.0	23	23	0.0
200,000-249,999	11	18	-38.9	24	51	-52.9	200,000-249,999	2	2	0.0	15	28	-46.4
250,000-299,999	21	18	16.7	52	50	4.0	250,000-299,999	7	1	600.0	39	32	21.9
300,000-349,999	14	7	100.0	37	32	15.6	300,000-349,999	7	2	250.0	28	17	64.7
350,000-399,999	16	16	0.0	29	33	-12.1	350,000-399,999	2	1	100.0	14	20	-30.0
400,000-449,999	6	3	100.0	10	5	100.0	400,000-449,999	1	0	N/A	5	0	N/A
450,000-499,999	8	5	60.0	11	10	10.0	450,000-499,999	3	3	0.0	8	6	33.3
500,000-549,999	3	4	-25.0	6	7	-14.3	500,000-549,999	1	0	N/A	3	2	50.0
550,000-599,999	5	8	-37.5	9	12	-25.0	550,000-599,999	1	1	0.0	4	7	-42.9
600,000-649,999	2	3	-33.3	3	6	-50.0	600,000-649,999	0	1	-100.0	1	2	-50.0
650,000-699,999	2	2	0.0	2	4	-50.0	650,000-699,999	0	0	0.0	1	2	-50.0
700,000-749,999	0	0	0.0	1	0	N/A	700,000-749,999	0	0	0.0	0	0	0.0
750,000-799,999	0	1	-100.0	1	1	0.0	750,000-799,999	0	0	0.0	0	0	0.0
800,000-849,999	0	0	0.0	1	0	N/A	800,000-849,999	0	0	0.0	1	0	N/A
850,000-899,999	1	0	N/A	1	1	0.0	850,000-899,999	0	1	-100.0	0	1	-100.0
900,000-949,999	2	0	N/A	2	0	N/A	900,000-949,999	0	0	0.0	1	0	N/A
950,000-999,999	2	2	0.0	4	3	33.3	950,000-999,999	0	0	0.0	1	2	-50.0
1,000,000-1,099,999	1	1	0.0	1	1	0.0	1,000,000-1,099,999	0	0	0.0	1	0	N/A
1,100,000-1,199,999	0	1	-100.0	1	2	-50.0	1,100,000-1,199,999	0	0	0.0	1	1	0.0
1,200,000-1,299,999	2	1	100.0	5	2	150.0	1,200,000-1,299,999	1	0	N/A	3	0	N/A
1,300,000-1,399,999	2	1	100.0	2	1	100.0	1,300,000-1,399,999	0	0	0.0	2	0	N/A
1,400,000-1,499,999	0	1	-100.0	0	2	-100.0	1,400,000-1,499,999	0	0	0.0	0	0	0.0
1,500,000-1,599,999	2	1	100.0	2	1	100.0	1,500,000-1,599,999	0	1	-100.0	1	1	0.0
1,600,000-1,699,999	0	1	-100.0	0	1	-100.0	1,600,000-1,699,999	0	0	0.0	0	0	0.0
1,700,000-1,799,999	0	0	0.0	0	1	-100.0	1,700,000-1,799,999	0	0	0.0	0	0	0.0
1,800,000-1,899,999	0	0	0.0	0	0	0.0	1,800,000-1,899,999	0	0	0.0	0	0	0.0
1,900,000-1,999,999	1	1	0.0	1	2	-50.0	1,900,000-1,999,999	0	0	0.0	1	1	0.0
2,000,000-2,249,999	0	0	0.0	0	0	0.0	2,000,000-2,249,999	0	0	0.0	0	0	0.0
2,250,000-2,499,999	3	1	200.0	5	1	400.0	2,250,000-2,499,999	1	0	N/A	4	0	N/A
2,500,000-2,749,999	0	0	0.0	0	0	0.0	2,500,000-2,749,999	0	0	0.0	0	0	0.0
2,750,000-2,999,999	1	1	0.0	1	2	-50.0	2,750,000-2,999,999	0	0	0.0	0	2	-100.0
3,000,000-3,249,999	0	1	-100.0	0	1	-100.0	3,000,000-3,249,999	0	0	0.0	0	0	0.0
3,250,000-3,499,999	0	0	0.0	0	0	0.0	3,250,000-3,499,999	0	0	0.0	0	0	0.0
3,500,000-3,749,999	0	0	0.0	0	1	-100.0	3,500,000-3,749,999	0	0	0.0	0	0	0.0
3,750,000-3,999,999	0	0	0.0	0	1	-100.0	3,750,000-3,999,999	0	0	0.0	0	0	0.0
4,000,000-4,249,999	0	0	0.0	0	1	-100.0	4,000,000-4,249,999	0	0	0.0	0	0	0.0
4,250,000-4,499,999	0	0	0.0	0	0	0.0	4,250,000-4,499,999	0	0	0.0	0	0	0.0
4,500,000-4,749,999	0	0	0.0	0	0	0.0	4,500,000-4,749,999	0	0	0.0	0	0	0.0
4,750,000-4,999,999	0	0	0.0	0	0	0.0	4,750,000-4,999,999	0	0	0.0	0	0	0.0
5,000,000+	1	1	0.0	2	1	100.0	5,000,000+	0	1	-100.0	1	1	0.0
Totals	115	116	-0.9	248	290	-14.5	Totals	30	18	66.7	163	156	4.5

All information is subject to change, is deemed reliable but is not guaranteed, and should be independently verified. The information being provided is for consumers' personal, non-commercial use and may not be used for any other purpose other than to identify prospective properties consumers may be interested in purchasing. © 2017 Montana Regional MLS, LLC and FBS. All Rights Reserved. Prepared by Rhiannon Coburn on Monday, July 10, 2017 11:52 AM.