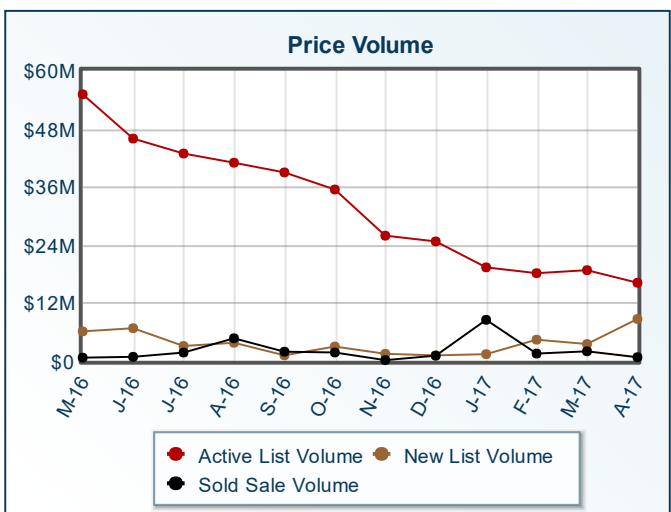
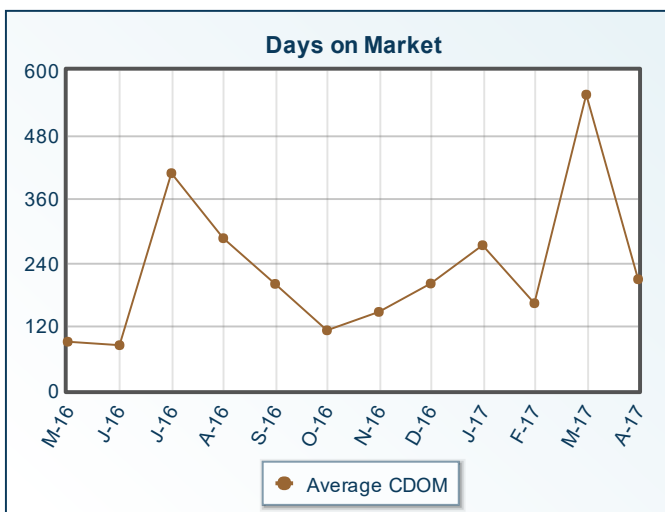
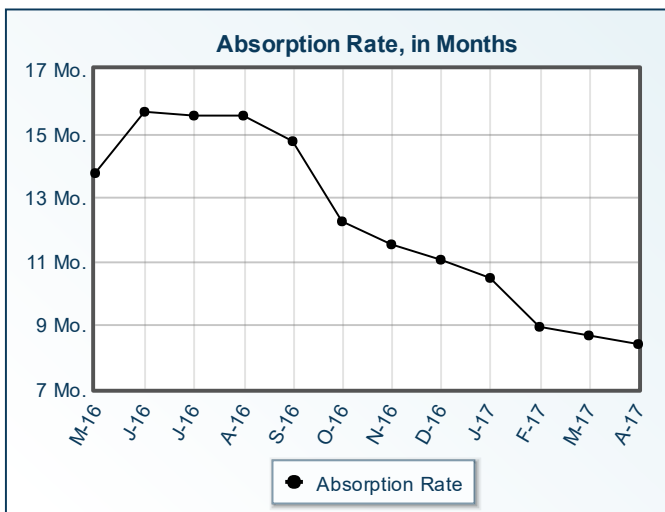
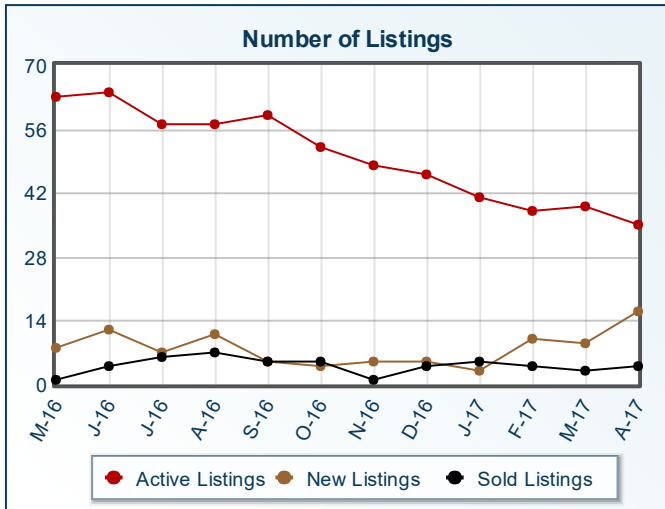


Market Summary

Victor Residential, April 2017



Summary Statistics						
	Apr-17	Apr-16	% Chg	2017 YTD	2016 YTD	% Chg
Absorption Rate	8.4	12.44	-32.48	9.12	12.63	-27.79
Average List Price	\$461,087	\$880,645	-47.64	\$501,987	\$698,231	-28.11
Median List Price	\$324,000	\$390,000	-16.92	\$339,900	\$378,900	-10.29
Average Sale Price	\$183,875	\$372,700	-50.66	\$790,720	\$368,757	114.43
Median Sale Price	\$183,750	\$299,000	-38.55	\$242,750	\$285,500	-14.97
Average CDOM	208	139	49.64	282	223	26.46
Median CDOM	132	71	85.92	175	193	-9.33

	Sold Listings						Pending Listings						
	This Month			Year to Date			This Month			Year to Date			
	2017	2016	% Chg	2017	2016	% Chg	2017	2016	% Chg	2017	2016	% Chg	
0-99,999	0	0	0.0	2	1	100.0	0-99,999	0	0	0.0	1	1	0.0
100,000-149,999	2	0	N/A	3	3	0.0	100,000-149,999	4	2	100.0	5	6	-16.7
150,000-199,999	0	2	-100.0	1	2	-50.0	150,000-199,999	1	0	N/A	2	3	-33.3
200,000-249,999	2	0	N/A	3	0	N/A	200,000-249,999	1	1	0.0	4	6	-33.3
250,000-299,999	0	1	-100.0	2	2	0.0	250,000-299,999	0	1	-100.0	4	3	33.3
300,000-349,999	0	0	0.0	0	2	-100.0	300,000-349,999	2	0	N/A	4	4	0.0
350,000-399,999	0	0	0.0	1	0	N/A	350,000-399,999	1	1	0.0	2	1	100.0
400,000-449,999	0	0	0.0	0	1	-100.0	400,000-449,999	0	0	0.0	0	1	-100.0
450,000-499,999	0	1	-100.0	0	1	-100.0	450,000-499,999	0	0	0.0	0	2	-100.0
500,000-549,999	0	0	0.0	1	0	N/A	500,000-549,999	0	0	0.0	1	1	0.0
550,000-599,999	0	0	0.0	0	0	0.0	550,000-599,999	1	0	N/A	1	0	N/A
600,000-649,999	0	0	0.0	0	0	0.0	600,000-649,999	1	0	N/A	1	2	-50.0
650,000-699,999	0	0	0.0	0	0	0.0	650,000-699,999	0	0	0.0	0	0	0.0
700,000-749,999	0	1	-100.0	0	1	-100.0	700,000-749,999	0	0	0.0	0	2	-100.0
750,000-799,999	0	0	0.0	0	0	0.0	750,000-799,999	1	0	N/A	1	0	N/A
800,000-849,999	0	0	0.0	0	0	0.0	800,000-849,999	0	0	0.0	1	0	N/A
850,000-899,999	0	0	0.0	0	0	0.0	850,000-899,999	0	0	0.0	0	2	-100.0
900,000-949,999	0	0	0.0	0	0	0.0	900,000-949,999	0	0	0.0	0	0	0.0
950,000-999,999	0	0	0.0	1	0	N/A	950,000-999,999	0	0	0.0	1	1	0.0
1,000,000-1,099,999	0	0	0.0	0	0	0.0	1,000,000-1,099,999	0	0	0.0	0	0	0.0
1,100,000-1,199,999	0	0	0.0	1	0	N/A	1,100,000-1,199,999	0	0	0.0	0	0	0.0
1,200,000-1,299,999	0	0	0.0	0	0	0.0	1,200,000-1,299,999	0	0	0.0	0	0	0.0
1,300,000-1,399,999	0	0	0.0	0	0	0.0	1,300,000-1,399,999	0	0	0.0	0	0	0.0
1,400,000-1,499,999	0	0	0.0	0	0	0.0	1,400,000-1,499,999	0	0	0.0	0	1	-100.0
1,500,000-1,599,999	0	0	0.0	0	1	-100.0	1,500,000-1,599,999	0	0	0.0	0	0	0.0
1,600,000-1,699,999	0	0	0.0	0	0	0.0	1,600,000-1,699,999	0	0	0.0	0	0	0.0
1,700,000-1,799,999	0	0	0.0	0	0	0.0	1,700,000-1,799,999	0	0	0.0	0	0	0.0
1,800,000-1,899,999	0	0	0.0	0	0	0.0	1,800,000-1,899,999	0	0	0.0	0	0	0.0
1,900,000-1,999,999	0	0	0.0	0	0	0.0	1,900,000-1,999,999	0	0	0.0	0	0	0.0
2,000,000-2,249,999	0	0	0.0	0	0	0.0	2,000,000-2,249,999	0	0	0.0	0	0	0.0
2,250,000-2,499,999	0	0	0.0	0	0	0.0	2,250,000-2,499,999	0	0	0.0	0	0	0.0
2,500,000-2,749,999	0	0	0.0	0	0	0.0	2,500,000-2,749,999	0	0	0.0	0	0	0.0
2,750,000-2,999,999	0	0	0.0	0	0	0.0	2,750,000-2,999,999	0	0	0.0	0	0	0.0
3,000,000-3,249,999	0	0	0.0	0	0	0.0	3,000,000-3,249,999	0	0	0.0	0	0	0.0
3,250,000-3,499,999	0	0	0.0	0	0	0.0	3,250,000-3,499,999	0	0	0.0	0	0	0.0
3,500,000-3,749,999	0	0	0.0	0	0	0.0	3,500,000-3,749,999	0	0	0.0	0	0	0.0
3,750,000-3,999,999	0	0	0.0	0	0	0.0	3,750,000-3,999,999	0	0	0.0	0	0	0.0
4,000,000-4,249,999	0	0	0.0	0	0	0.0	4,000,000-4,249,999	0	0	0.0	0	0	0.0
4,250,000-4,499,999	0	0	0.0	0	0	0.0	4,250,000-4,499,999	0	0	0.0	0	0	0.0
4,500,000-4,749,999	0	0	0.0	0	0	0.0	4,500,000-4,749,999	0	0	0.0	0	0	0.0
4,750,000-4,999,999	0	0	0.0	0	0	0.0	4,750,000-4,999,999	0	0	0.0	0	0	0.0
5,000,000+	0	0	0.0	1	0	N/A	5,000,000+	0	0	0.0	0	0	0.0
Totals	4	5	-20.0	16	14	14.3	Totals	12	5	140.0	28	36	-22.2

Active Listings	This Month			Year to Date			New Listings	This Month			Year to Date		
	2017	2016	% Chg	2017	2016	% Chg		2017	2016	% Chg	2017	2016	% Chg
	0-99,999	1	1	0.0	4	2		100.0	0-99,999	1	0	N/A	1
100,000-149,999	4	5	-20.0	7	11	-36.4	100,000-149,999	1	2	-50.0	3	4	-25.0
150,000-199,999	1	5	-80.0	2	8	-75.0	150,000-199,999	1	0	N/A	1	4	-75.0
200,000-249,999	3	2	50.0	10	7	42.9	200,000-249,999	4	0	N/A	7	2	250.0
250,000-299,999	5	3	66.7	12	8	50.0	250,000-299,999	2	4	-50.0	5	6	-16.7
300,000-349,999	6	4	50.0	8	9	-11.1	300,000-349,999	1	1	0.0	4	3	33.3
350,000-399,999	3	10	-70.0	8	12	-33.3	350,000-399,999	0	2	-100.0	4	8	-50.0
400,000-449,999	1	1	0.0	1	2	-50.0	400,000-449,999	1	0	N/A	1	0	N/A
450,000-499,999	1	2	-50.0	1	4	-75.0	450,000-499,999	0	0	0.0	1	1	0.0
500,000-549,999	1	1	0.0	3	2	50.0	500,000-549,999	0	0	0.0	1	0	N/A
550,000-599,999	1	4	-75.0	3	4	-25.0	550,000-599,999	0	1	-100.0	1	2	-50.0
600,000-649,999	2	1	100.0	4	4	0.0	600,000-649,999	1	0	N/A	2	1	100.0
650,000-699,999	0	3	-100.0	1	4	-75.0	650,000-699,999	0	0	0.0	0	0	0.0
700,000-749,999	1	0	N/A	3	2	50.0	700,000-749,999	1	0	N/A	1	0	N/A
750,000-799,999	0	1	-100.0	2	1	100.0	750,000-799,999	0	0	0.0	1	1	0.0
800,000-849,999	0	2	-100.0	1	2	-50.0	800,000-849,999	0	0	0.0	0	1	-100.0
850,000-899,999	2	1	100.0	3	3	0.0	850,000-899,999	1	1	0.0	2	1	100.0
900,000-949,999	0	1	-100.0	0	1	-100.0	900,000-949,999	0	0	0.0	0	1	-100.0
950,000-999,999	1	3	-66.7	3	5	-40.0	950,000-999,999	1	1	0.0	2	1	100.0
1,000,000-1,099,999	0	0	0.0	0	0	0.0	1,000,000-1,099,999	0	0	0.0	0	0	0.0
1,100,000-1,199,999	0	0	0.0	1	0	N/A	1,100,000-1,199,999	0	0	0.0	0	0	0.0
1,200,000-1,299,999	0	2	-100.0	0	3	-100.0	1,200,000-1,299,999	0	0	0.0	0	0	0.0
1,300,000-1,399,999	0	1	-100.0	0	1	-100.0	1,300,000-1,399,999	0	0	0.0	0	0	0.0
1,400,000-1,499,999	0	0	0.0	0	2	-100.0	1,400,000-1,499,999	0	0	0.0	0	0	0.0
1,500,000-1,599,999	0	0	0.0	0	0	0.0	1,500,000-1,599,999	0	0	0.0	0	0	0.0
1,600,000-1,699,999	2	0	N/A	2	0	N/A	1,600,000-1,699,999	0	0	0.0	0	0	0.0
1,700,000-1,799,999	0	0	0.0	0	0	0.0	1,700,000-1,799,999	0	0	0.0	0	0	0.0
1,800,000-1,899,999	0	0	0.0	0	0	0.0	1,800,000-1,899,999	0	0	0.0	0	0	0.0
1,900,000-1,999,999	0	0	0.0	0	0	0.0	1,900,000-1,999,999	0	0	0.0	0	0	0.0
2,000,000-2,249,999	0	0	0.0	0	0	0.0	2,000,000-2,249,999	0	0	0.0	0	0	0.0
2,250,000-2,499,999	0	0	0.0	0	0	0.0	2,250,000-2,499,999	0	0	0.0	0	0	0.0
2,500,000-2,749,999	0	0	0.0	0	0	0.0	2,500,000-2,749,999	0	0	0.0	0	0	0.0
2,750,000-2,999,999	0	1	-100.0	2	1	100.0	2,750,000-2,999,999	1	0	N/A	1	0	N/A
3,000,000-3,249,999	0	0	0.0	0	0	0.0	3,000,000-3,249,999	0	0	0.0	0	0	0.0
3,250,000-3,499,999	0	0	0.0	0	0	0.0	3,250,000-3,499,999	0	0	0.0	0	0	0.0
3,500,000-3,749,999	0	0	0.0	0	0	0.0	3,500,000-3,749,999	0	0	0.0	0	0	0.0
3,750,000-3,999,999	0	0	0.0	0	0	0.0	3,750,000-3,999,999	0	0	0.0	0	0	0.0
4,000,000-4,249,999	0	0	0.0	0	0	0.0	4,000,000-4,249,999	0	0	0.0	0	0	0.0
4,250,000-4,499,999	0	0	0.0	0	0	0.0	4,250,000-4,499,999	0	0	0.0	0	0	0.0
4,500,000-4,749,999	0	0	0.0	0	0	0.0	4,500,000-4,749,999	0	0	0.0	0	0	0.0
4,750,000-4,999,999	0	1	-100.0	0	1	-100.0	4,750,000-4,999,999	0	0	0.0	0	0	0.0
5,000,000+	0	2	-100.0	0	2	-100.0	5,000,000+	0	0	0.0	0	0	0.0
Totals	35	57	-38.6	81	101	-19.8	Totals	16	12	33.3	38	37	2.7

All information is subject to change, is deemed reliable but is not guaranteed, and should be independently verified. The information being provided is for consumers' personal, non-commercial use and may not be used for any other purpose other than to identify prospective properties consumers may be interested in purchasing. © 2017 Montana Regional MLS, LLC and FBS. All Rights Reserved. Prepared by Rhiannon Coburn on Wednesday, May 03, 2017 4:30 PM.