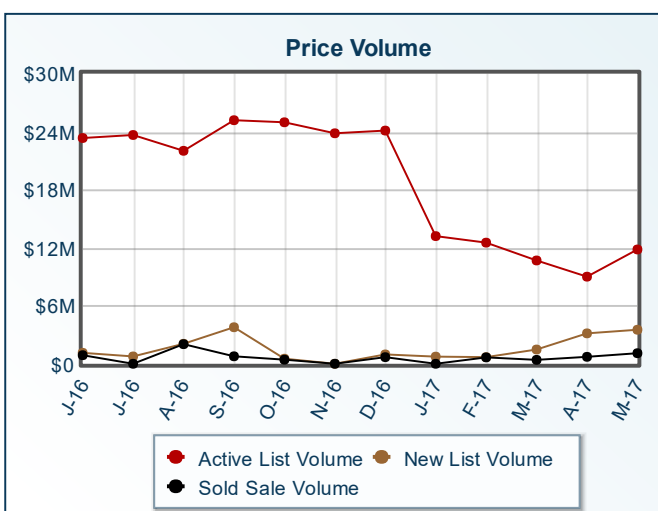
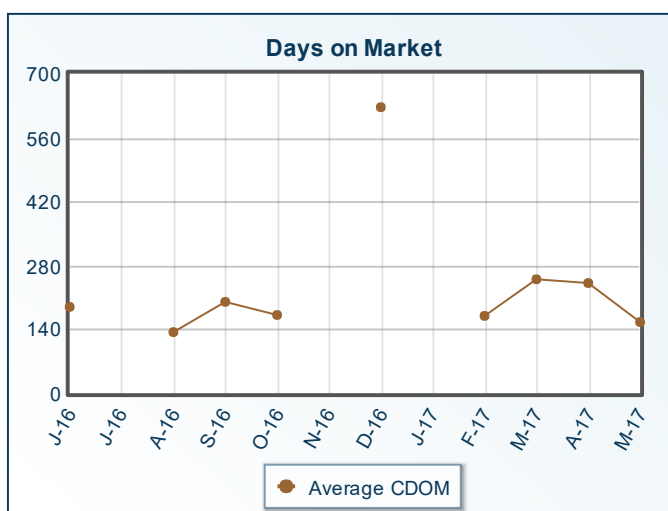
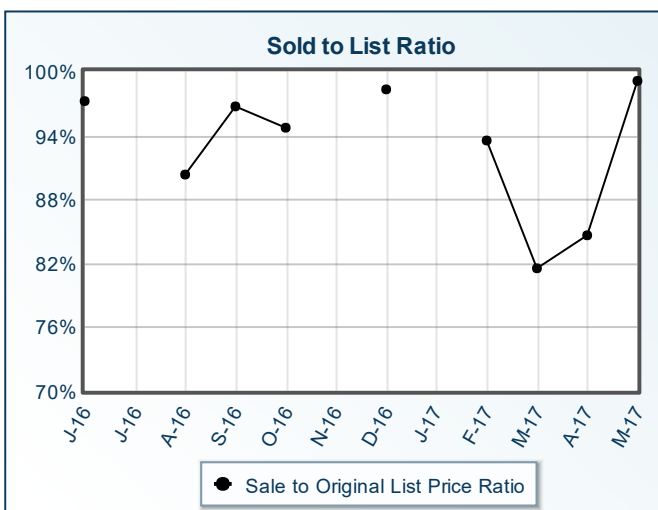
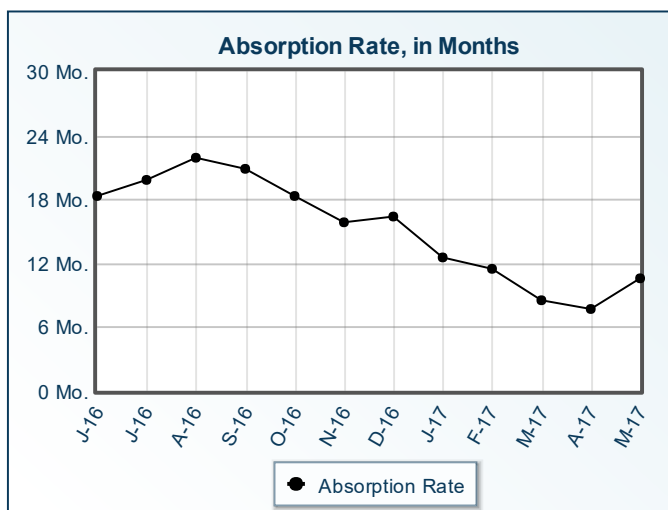
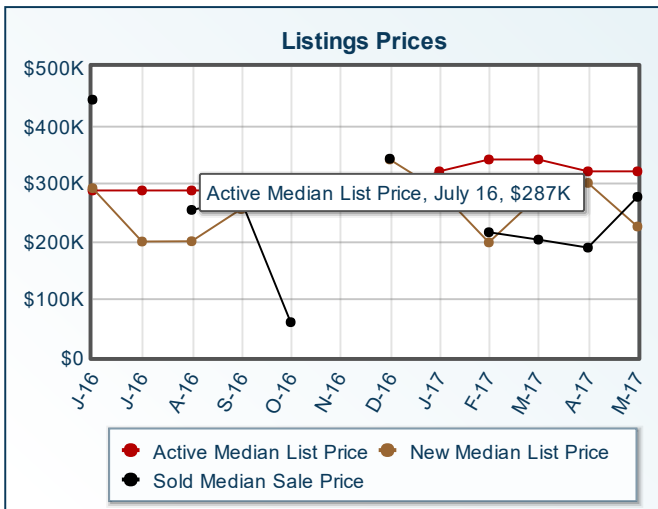
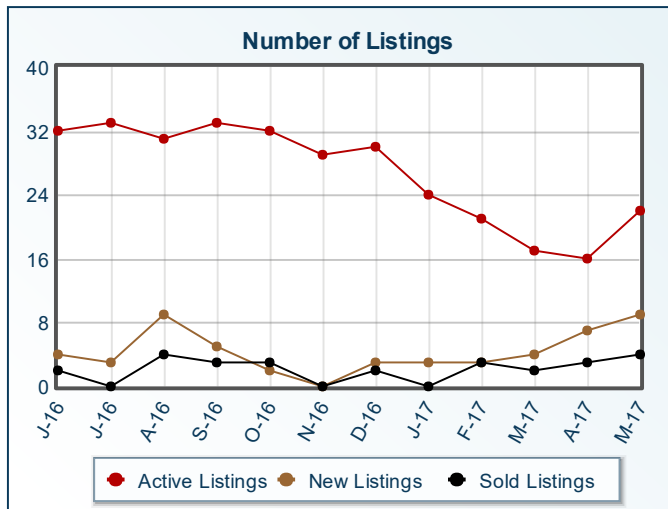


Market Summary

Clinton Residential, May 2017



Summary Statistics						
	May-17	May-16	% Chg	2017 YTD	2016 YTD	% Chg
Absorption Rate	10.56	18	-41.33	10.14	15.01	-32.45
Average List Price	\$537,261	\$816,322	-34.19	\$458,982	\$519,658	-11.68
Median List Price	\$319,950	\$290,000	10.33	\$286,968	\$277,450	3.43
Average Sale Price	\$273,311	\$215,167	27.02	\$239,687	\$186,578	28.47
Median Sale Price	\$276,000	\$223,500	23.49	\$239,000	\$215,000	11.16
Average CDOM	155	95	63.16	196	108	81.48
Median CDOM	76	105	-27.62	195	78	150.00

	Sold Listings						Pending Listings					
	This Month			Year to Date			This Month			Year to Date		
	2017	2016	% Chg	2017	2016	% Chg	2017	2016	% Chg	2017	2016	% Chg
0-99,999	0	0	0.0	1	2	-50.0	0	0	0.0	0	4	-100.0
100,000-149,999	0	1	-100.0	1	2	-50.0	0	1	-100.0	1	7	-85.7
150,000-199,999	0	0	0.0	2	0	N/A	2	0	N/A	5	1	400.0
200,000-249,999	1	1	0.0	2	3	-33.3	0	0	0.0	2	5	-60.0
250,000-299,999	2	0	N/A	4	1	300.0	1	0	N/A	3	3	0.0
300,000-349,999	1	1	0.0	1	1	0.0	0	0	0.0	2	5	-60.0
350,000-399,999	0	0	0.0	0	0	0.0	1	0	N/A	1	0	N/A
400,000-449,999	0	0	0.0	1	0	N/A	0	0	0.0	0	1	-100.0
450,000-499,999	0	0	0.0	0	0	0.0	0	0	0.0	0	0	0.0
500,000-549,999	0	0	0.0	0	0	0.0	0	0	0.0	0	0	0.0
550,000-599,999	0	0	0.0	0	0	0.0	0	0	0.0	0	1	-100.0
600,000-649,999	0	0	0.0	0	0	0.0	0	0	0.0	0	0	0.0
650,000-699,999	0	0	0.0	0	0	0.0	0	0	0.0	0	0	0.0
700,000-749,999	0	0	0.0	0	0	0.0	0	0	0.0	0	1	-100.0
750,000-799,999	0	0	0.0	0	0	0.0	0	0	0.0	0	0	0.0
800,000-849,999	0	0	0.0	0	0	0.0	0	0	0.0	0	0	0.0
850,000-899,999	0	0	0.0	0	0	0.0	0	0	0.0	0	0	0.0
900,000-949,999	0	0	0.0	0	0	0.0	0	0	0.0	0	0	0.0
950,000-999,999	0	0	0.0	0	0	0.0	0	0	0.0	0	0	0.0
1,000,000-1,099,999	0	0	0.0	0	0	0.0	0	0	0.0	0	0	0.0
1,100,000-1,199,999	0	0	0.0	0	0	0.0	0	0	0.0	0	0	0.0
1,200,000-1,299,999	0	0	0.0	0	0	0.0	0	0	0.0	0	1	-100.0
1,300,000-1,399,999	0	0	0.0	0	0	0.0	0	0	0.0	0	0	0.0
1,400,000-1,499,999	0	0	0.0	0	0	0.0	1	0	N/A	1	0	N/A
1,500,000-1,599,999	0	0	0.0	0	0	0.0	0	0	0.0	0	0	0.0
1,600,000-1,699,999	0	0	0.0	0	0	0.0	0	0	0.0	0	0	0.0
1,700,000-1,799,999	0	0	0.0	0	0	0.0	0	0	0.0	0	0	0.0
1,800,000-1,899,999	0	0	0.0	0	0	0.0	0	0	0.0	0	0	0.0
1,900,000-1,999,999	0	0	0.0	0	0	0.0	0	0	0.0	0	0	0.0
2,000,000-2,249,999	0	0	0.0	0	0	0.0	0	0	0.0	0	0	0.0
2,250,000-2,499,999	0	0	0.0	0	0	0.0	0	0	0.0	0	0	0.0
2,500,000-2,749,999	0	0	0.0	0	0	0.0	0	0	0.0	0	0	0.0
2,750,000-2,999,999	0	0	0.0	0	0	0.0	0	0	0.0	0	0	0.0
3,000,000-3,249,999	0	0	0.0	0	0	0.0	0	0	0.0	0	0	0.0
3,250,000-3,499,999	0	0	0.0	0	0	0.0	0	0	0.0	0	0	0.0
3,500,000-3,749,999	0	0	0.0	0	0	0.0	0	0	0.0	0	0	0.0
3,750,000-3,999,999	0	0	0.0	0	0	0.0	0	0	0.0	0	0	0.0
4,000,000-4,249,999	0	0	0.0	0	0	0.0	0	0	0.0	0	0	0.0
4,250,000-4,499,999	0	0	0.0	0	0	0.0	0	0	0.0	0	0	0.0
4,500,000-4,749,999	0	0	0.0	0	0	0.0	0	0	0.0	0	0	0.0
4,750,000-4,999,999	0	0	0.0	0	0	0.0	0	0	0.0	0	0	0.0
5,000,000+	0	0	0.0	0	0	0.0	0	0	0.0	0	0	0.0
Totals	4	3	33.3	12	9	33.3	5	1	400.0	15	29	-48.3

Active Listings	This Month			Year to Date			New Listings	This Month			Year to Date		
	2017	2016	% Chg	2017	2016	% Chg		2017	2016	% Chg	2017	2016	% Chg
	0-99,999	0	1	-100.0	0	5		-100.0	0-99,999	0	0	0.0	0
100,000-149,999	1	1	0.0	2	10	-80.0	100,000-149,999	0	3	-100.0	0	7	-100.0
150,000-199,999	2	2	0.0	11	3	266.7	150,000-199,999	3	0	N/A	6	1	500.0
200,000-249,999	4	1	300.0	6	6	0.0	200,000-249,999	3	0	N/A	5	3	66.7
250,000-299,999	3	10	-70.0	8	14	-42.9	250,000-299,999	0	0	0.0	6	9	-33.3
300,000-349,999	4	0	N/A	6	5	20.0	300,000-349,999	0	0	0.0	2	3	-33.3
350,000-399,999	2	4	-50.0	3	6	-50.0	350,000-399,999	1	1	0.0	1	1	0.0
400,000-449,999	0	1	-100.0	0	2	-100.0	400,000-449,999	0	0	0.0	0	0	0.0
450,000-499,999	1	0	N/A	2	2	0.0	450,000-499,999	0	2	-100.0	1	2	-50.0
500,000-549,999	0	0	0.0	1	0	N/A	500,000-549,999	1	0	N/A	1	0	N/A
550,000-599,999	1	0	N/A	1	1	0.0	550,000-599,999	0	0	0.0	1	0	N/A
600,000-649,999	0	0	0.0	0	0	0.0	600,000-649,999	0	0	0.0	0	0	0.0
650,000-699,999	1	2	-50.0	3	2	50.0	650,000-699,999	0	0	0.0	1	2	-50.0
700,000-749,999	0	0	0.0	0	1	-100.0	700,000-749,999	0	0	0.0	0	0	0.0
750,000-799,999	0	0	0.0	0	1	-100.0	750,000-799,999	0	0	0.0	0	0	0.0
800,000-849,999	0	0	0.0	0	0	0.0	800,000-849,999	0	0	0.0	0	0	0.0
850,000-899,999	0	0	0.0	0	0	0.0	850,000-899,999	0	0	0.0	0	0	0.0
900,000-949,999	0	0	0.0	0	0	0.0	900,000-949,999	0	0	0.0	0	0	0.0
950,000-999,999	1	1	0.0	2	1	100.0	950,000-999,999	0	0	0.0	1	1	0.0
1,000,000-1,099,999	0	0	0.0	0	0	0.0	1,000,000-1,099,999	0	0	0.0	0	0	0.0
1,100,000-1,199,999	0	0	0.0	0	0	0.0	1,100,000-1,199,999	0	0	0.0	0	0	0.0
1,200,000-1,299,999	0	0	0.0	0	0	0.0	1,200,000-1,299,999	0	0	0.0	0	0	0.0
1,300,000-1,399,999	0	0	0.0	0	0	0.0	1,300,000-1,399,999	0	0	0.0	0	0	0.0
1,400,000-1,499,999	0	2	-100.0	2	3	-33.3	1,400,000-1,499,999	1	0	N/A	1	2	-50.0
1,500,000-1,599,999	0	0	0.0	0	0	0.0	1,500,000-1,599,999	0	0	0.0	0	0	0.0
1,600,000-1,699,999	0	0	0.0	0	0	0.0	1,600,000-1,699,999	0	0	0.0	0	0	0.0
1,700,000-1,799,999	1	1	0.0	1	1	0.0	1,700,000-1,799,999	0	1	-100.0	0	1	-100.0
1,800,000-1,899,999	0	0	0.0	0	0	0.0	1,800,000-1,899,999	0	0	0.0	0	0	0.0
1,900,000-1,999,999	0	0	0.0	0	0	0.0	1,900,000-1,999,999	0	0	0.0	0	0	0.0
2,000,000-2,249,999	0	0	0.0	0	0	0.0	2,000,000-2,249,999	0	0	0.0	0	0	0.0
2,250,000-2,499,999	0	0	0.0	0	0	0.0	2,250,000-2,499,999	0	0	0.0	0	0	0.0
2,500,000-2,749,999	0	0	0.0	0	0	0.0	2,500,000-2,749,999	0	0	0.0	0	0	0.0
2,750,000-2,999,999	1	0	N/A	1	0	N/A	2,750,000-2,999,999	0	0	0.0	0	0	0.0
3,000,000-3,249,999	0	0	0.0	0	0	0.0	3,000,000-3,249,999	0	0	0.0	0	0	0.0
3,250,000-3,499,999	0	0	0.0	0	0	0.0	3,250,000-3,499,999	0	0	0.0	0	0	0.0
3,500,000-3,749,999	0	0	0.0	0	0	0.0	3,500,000-3,749,999	0	0	0.0	0	0	0.0
3,750,000-3,999,999	0	0	0.0	0	0	0.0	3,750,000-3,999,999	0	0	0.0	0	0	0.0
4,000,000-4,249,999	0	0	0.0	0	0	0.0	4,000,000-4,249,999	0	0	0.0	0	0	0.0
4,250,000-4,499,999	0	0	0.0	0	0	0.0	4,250,000-4,499,999	0	0	0.0	0	0	0.0
4,500,000-4,749,999	0	0	0.0	0	0	0.0	4,500,000-4,749,999	0	0	0.0	0	0	0.0
4,750,000-4,999,999	0	0	0.0	0	0	0.0	4,750,000-4,999,999	0	0	0.0	0	0	0.0
5,000,000+	0	1	-100.0	0	1	-100.0	5,000,000+	0	0	0.0	0	0	0.0
Totals	22	27	-18.5	49	64	-23.4	Totals	9	7	28.6	26	34	-23.5

All information is subject to change, is deemed reliable but is not guaranteed, and should be independently verified. The information being provided is for consumers' personal, non-commercial use and may not be used for any other purpose other than to identify prospective properties consumers may be interested in purchasing. © 2017 Montana Regional MLS, LLC and FBS. All Rights Reserved. Prepared by Rhiannon Coburn on Tuesday, June 06, 2017 4:16 PM.