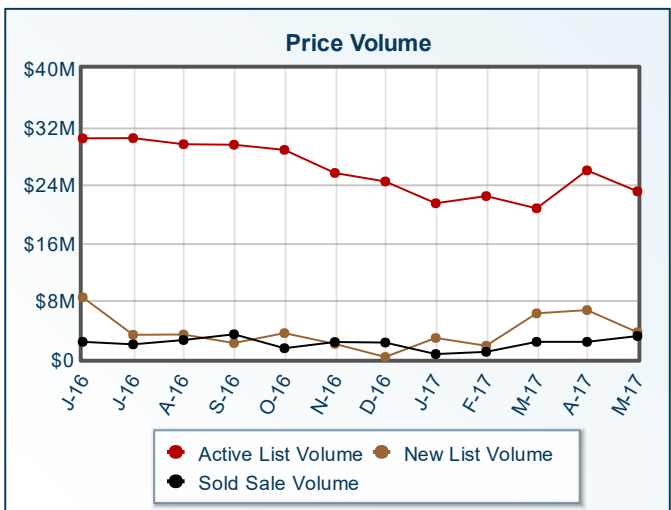
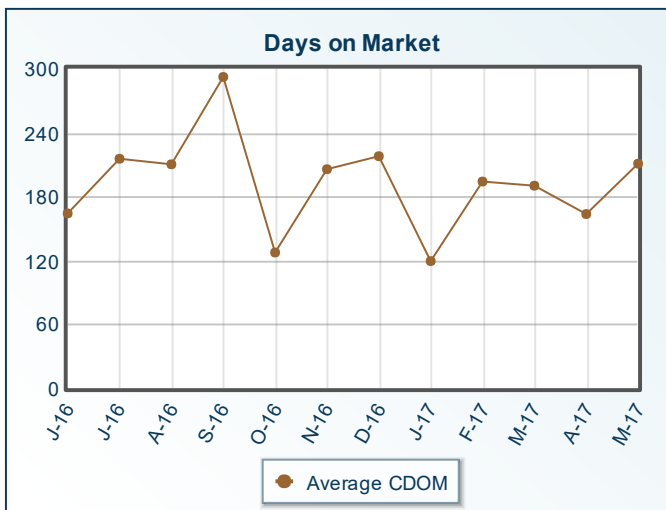
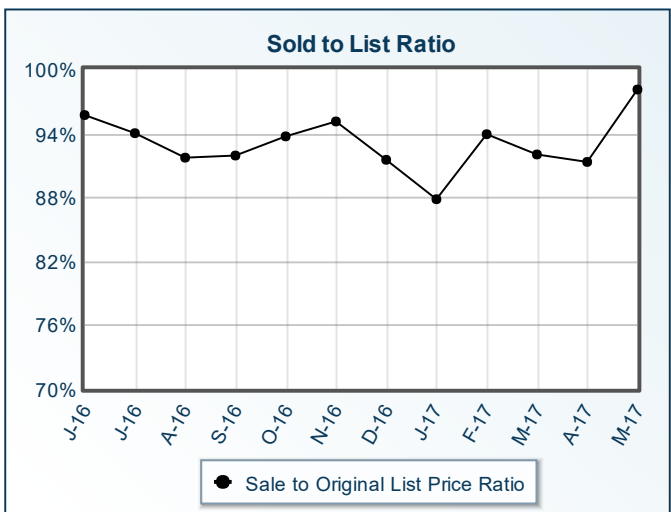
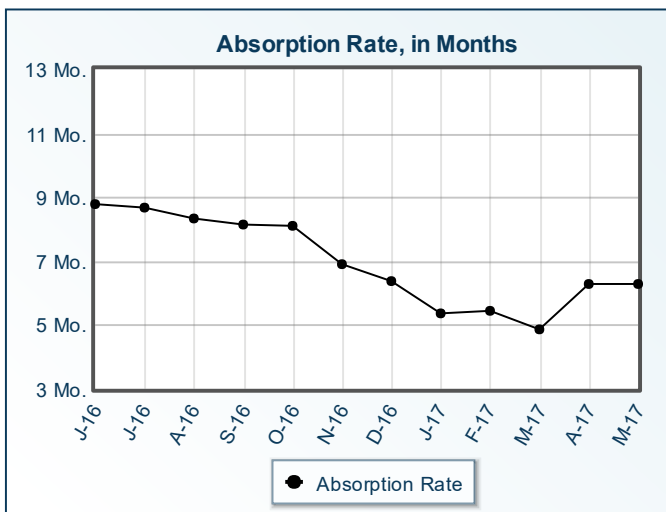
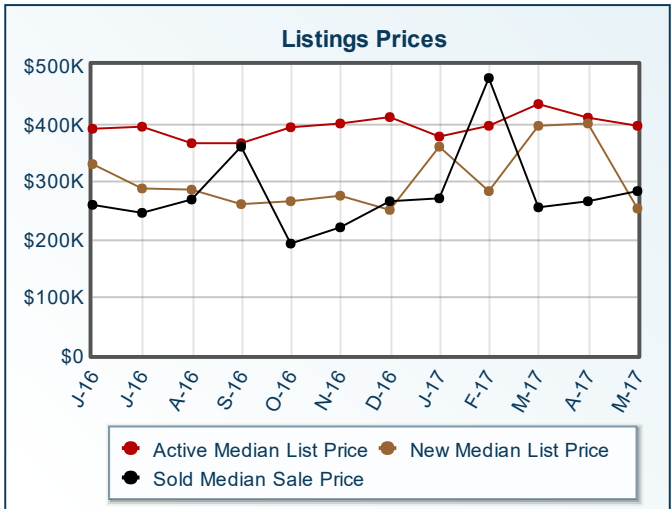
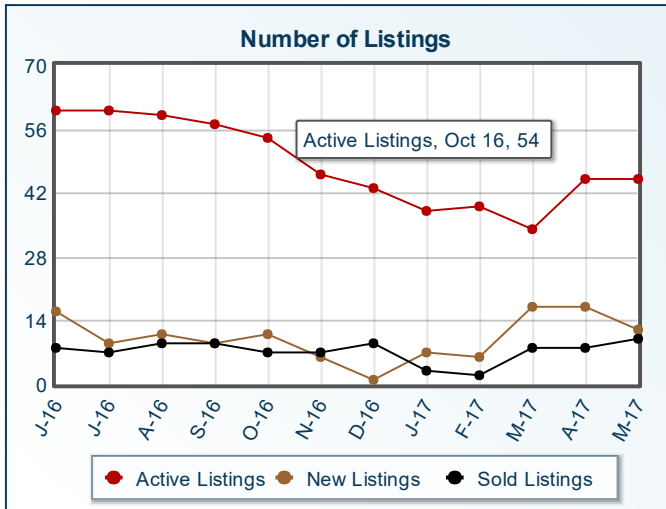


# Market Summary

Corvallis Residential, May 2017



<b>Summary Statistics</b>						
	<b>May-17</b>	<b>May-16</b>	<b>% Chg</b>	<b>2017 YTD</b>	<b>2016 YTD</b>	<b>% Chg</b>
Absorption Rate	6.28	8.84	-28.96	5.64	8.47	-33.41
Average List Price	\$513,064	\$465,815	10.14	\$439,785	\$398,296	10.42
Median List Price	\$395,000	\$365,000	8.22	\$347,500	\$302,450	14.90
Average Sale Price	\$313,210	\$227,833	37.47	\$303,265	\$245,405	23.58
Median Sale Price	\$282,500	\$232,500	21.51	\$265,000	\$230,000	15.22
Average CDOM	210	124	69.35	183	153	19.61
Median CDOM	87	67	29.85	128	88	45.45

	<b>Sold Listings</b>						<b>Pending Listings</b>					
	<b>This Month</b>			<b>Year to Date</b>			<b>This Month</b>			<b>Year to Date</b>		
	<b>2017</b>	<b>2016</b>	<b>% Chg</b>	<b>2017</b>	<b>2016</b>	<b>% Chg</b>	<b>2017</b>	<b>2016</b>	<b>% Chg</b>	<b>2017</b>	<b>2016</b>	<b>% Chg</b>
0-99,999	0	0	0.0	1	2	-50.0	0	0	0.0	0	1	-100.0
100,000-149,999	0	1	-100.0	0	1	-100.0	0	0	0.0	1	3	-66.7
150,000-199,999	2	3	-33.3	3	9	-66.7	1	0	N/A	4	12	-66.7
200,000-249,999	1	2	-50.0	9	6	50.0	1	1	0.0	10	13	-23.1
250,000-299,999	3	2	50.0	7	5	40.0	2	2	0.0	10	12	-16.7
300,000-349,999	1	0	N/A	4	2	100.0	0	1	-100.0	4	6	-33.3
350,000-399,999	1	1	0.0	2	3	-33.3	3	0	N/A	5	3	66.7
400,000-449,999	1	0	N/A	1	0	N/A	0	1	-100.0	1	5	-80.0
450,000-499,999	0	0	0.0	1	0	N/A	2	0	N/A	4	1	300.0
500,000-549,999	1	0	N/A	1	0	N/A	1	0	N/A	1	0	N/A
550,000-599,999	0	0	0.0	0	0	0.0	1	0	N/A	2	1	100.0
600,000-649,999	0	0	0.0	1	0	N/A	0	0	0.0	1	0	N/A
650,000-699,999	0	0	0.0	0	0	0.0	0	0	0.0	0	2	-100.0
700,000-749,999	0	0	0.0	1	0	N/A	0	0	0.0	0	3	-100.0
750,000-799,999	0	0	0.0	0	1	-100.0	0	0	0.0	0	2	-100.0
800,000-849,999	0	0	0.0	0	0	0.0	0	0	0.0	0	1	-100.0
850,000-899,999	0	0	0.0	0	0	0.0	0	0	0.0	0	1	-100.0
900,000-949,999	0	0	0.0	0	0	0.0	0	0	0.0	0	0	0.0
950,000-999,999	0	0	0.0	0	0	0.0	0	0	0.0	0	0	0.0
1,000,000-1,099,999	0	0	0.0	0	0	0.0	0	0	0.0	0	0	0.0
1,100,000-1,199,999	0	0	0.0	0	0	0.0	0	0	0.0	0	0	0.0
1,200,000-1,299,999	0	0	0.0	0	0	0.0	0	0	0.0	0	0	0.0
1,300,000-1,399,999	0	0	0.0	0	0	0.0	0	0	0.0	0	0	0.0
1,400,000-1,499,999	0	0	0.0	0	0	0.0	0	0	0.0	0	0	0.0
1,500,000-1,599,999	0	0	0.0	0	0	0.0	0	0	0.0	0	0	0.0
1,600,000-1,699,999	0	0	0.0	0	0	0.0	0	0	0.0	0	0	0.0
1,700,000-1,799,999	0	0	0.0	0	0	0.0	0	0	0.0	0	0	0.0
1,800,000-1,899,999	0	0	0.0	0	0	0.0	0	0	0.0	0	0	0.0
1,900,000-1,999,999	0	0	0.0	0	0	0.0	0	0	0.0	0	0	0.0
2,000,000-2,249,999	0	0	0.0	0	0	0.0	0	0	0.0	0	0	0.0
2,250,000-2,499,999	0	0	0.0	0	0	0.0	0	0	0.0	0	0	0.0
2,500,000-2,749,999	0	0	0.0	0	0	0.0	0	0	0.0	0	0	0.0
2,750,000-2,999,999	0	0	0.0	0	0	0.0	0	0	0.0	0	0	0.0
3,000,000-3,249,999	0	0	0.0	0	0	0.0	0	0	0.0	0	0	0.0
3,250,000-3,499,999	0	0	0.0	0	0	0.0	0	0	0.0	0	0	0.0
3,500,000-3,749,999	0	0	0.0	0	0	0.0	0	0	0.0	0	0	0.0
3,750,000-3,999,999	0	0	0.0	0	0	0.0	0	0	0.0	0	0	0.0
4,000,000-4,249,999	0	0	0.0	0	0	0.0	0	0	0.0	0	0	0.0
4,250,000-4,499,999	0	0	0.0	0	0	0.0	0	0	0.0	0	0	0.0
4,500,000-4,749,999	0	0	0.0	0	0	0.0	0	0	0.0	0	0	0.0
4,750,000-4,999,999	0	0	0.0	0	0	0.0	0	0	0.0	0	0	0.0
5,000,000+	0	0	0.0	0	0	0.0	0	0	0.0	0	0	0.0
<b>Totals</b>	<b>10</b>	<b>9</b>	<b>11.1</b>	<b>31</b>	<b>29</b>	<b>6.9</b>	<b>11</b>	<b>5</b>	<b>120.0</b>	<b>43</b>	<b>66</b>	<b>-34.8</b>

Active Listings	This Month			Year to Date			New Listings	This Month			Year to Date		
	2017	2016	% Chg	2017	2016	% Chg		2017	2016	% Chg	2017	2016	% Chg
	0-99,999	0	0	0.0	0	1		-100.0	0-99,999	0	0	0.0	0
100,000-149,999	1	1	0.0	2	3	-33.3	100,000-149,999	0	0	0.0	1	2	-50.0
150,000-199,999	1	6	-83.3	7	19	-63.2	150,000-199,999	3	1	200.0	6	6	0.0
200,000-249,999	6	3	100.0	16	18	-11.1	200,000-249,999	2	4	-50.0	11	12	-8.3
250,000-299,999	7	12	-41.7	16	21	-23.8	250,000-299,999	2	1	100.0	8	9	-11.1
300,000-349,999	2	5	-60.0	8	11	-27.3	300,000-349,999	1	1	0.0	5	8	-37.5
350,000-399,999	7	6	16.7	10	11	-9.1	350,000-399,999	2	1	100.0	9	5	80.0
400,000-449,999	6	7	-14.3	10	9	11.1	400,000-449,999	1	1	0.0	7	4	75.0
450,000-499,999	2	2	0.0	5	5	0.0	450,000-499,999	0	0	0.0	3	1	200.0
500,000-549,999	1	1	0.0	2	1	100.0	500,000-549,999	0	0	0.0	1	0	N/A
550,000-599,999	1	3	-66.7	4	5	-20.0	550,000-599,999	0	2	-100.0	3	3	0.0
600,000-649,999	2	4	-50.0	4	4	0.0	600,000-649,999	1	0	N/A	3	2	50.0
650,000-699,999	2	0	N/A	2	2	0.0	650,000-699,999	0	0	0.0	0	0	0.0
700,000-749,999	1	1	0.0	1	5	-80.0	700,000-749,999	0	1	-100.0	1	1	0.0
750,000-799,999	0	0	0.0	0	2	-100.0	750,000-799,999	0	0	0.0	0	0	0.0
800,000-849,999	0	0	0.0	0	1	-100.0	800,000-849,999	0	0	0.0	0	0	0.0
850,000-899,999	2	1	100.0	2	2	0.0	850,000-899,999	0	0	0.0	1	0	N/A
900,000-949,999	0	0	0.0	0	0	0.0	900,000-949,999	0	0	0.0	0	0	0.0
950,000-999,999	0	0	0.0	0	0	0.0	950,000-999,999	0	0	0.0	0	0	0.0
1,000,000-1,099,999	0	0	0.0	0	0	0.0	1,000,000-1,099,999	0	0	0.0	0	0	0.0
1,100,000-1,199,999	1	0	N/A	1	0	N/A	1,100,000-1,199,999	0	0	0.0	0	0	0.0
1,200,000-1,299,999	1	1	0.0	1	1	0.0	1,200,000-1,299,999	0	0	0.0	0	0	0.0
1,300,000-1,399,999	1	0	N/A	1	0	N/A	1,300,000-1,399,999	0	0	0.0	0	0	0.0
1,400,000-1,499,999	0	2	-100.0	1	2	-50.0	1,400,000-1,499,999	0	0	0.0	0	0	0.0
1,500,000-1,599,999	0	0	0.0	1	0	N/A	1,500,000-1,599,999	0	0	0.0	0	0	0.0
1,600,000-1,699,999	0	0	0.0	0	0	0.0	1,600,000-1,699,999	0	0	0.0	0	0	0.0
1,700,000-1,799,999	0	0	0.0	0	0	0.0	1,700,000-1,799,999	0	0	0.0	0	0	0.0
1,800,000-1,899,999	0	0	0.0	0	0	0.0	1,800,000-1,899,999	0	0	0.0	0	0	0.0
1,900,000-1,999,999	0	0	0.0	0	0	0.0	1,900,000-1,999,999	0	0	0.0	0	0	0.0
2,000,000-2,249,999	0	0	0.0	0	0	0.0	2,000,000-2,249,999	0	0	0.0	0	0	0.0
2,250,000-2,499,999	1	1	0.0	1	1	0.0	2,250,000-2,499,999	0	0	0.0	0	1	-100.0
2,500,000-2,749,999	0	0	0.0	0	0	0.0	2,500,000-2,749,999	0	0	0.0	0	0	0.0
2,750,000-2,999,999	0	0	0.0	0	0	0.0	2,750,000-2,999,999	0	0	0.0	0	0	0.0
3,000,000-3,249,999	0	0	0.0	0	0	0.0	3,000,000-3,249,999	0	0	0.0	0	0	0.0
3,250,000-3,499,999	0	0	0.0	0	0	0.0	3,250,000-3,499,999	0	0	0.0	0	0	0.0
3,500,000-3,749,999	0	0	0.0	0	0	0.0	3,500,000-3,749,999	0	0	0.0	0	0	0.0
3,750,000-3,999,999	0	0	0.0	0	0	0.0	3,750,000-3,999,999	0	0	0.0	0	0	0.0
4,000,000-4,249,999	0	0	0.0	0	0	0.0	4,000,000-4,249,999	0	0	0.0	0	0	0.0
4,250,000-4,499,999	0	0	0.0	0	0	0.0	4,250,000-4,499,999	0	0	0.0	0	0	0.0
4,500,000-4,749,999	0	0	0.0	0	0	0.0	4,500,000-4,749,999	0	0	0.0	0	0	0.0
4,750,000-4,999,999	0	0	0.0	0	0	0.0	4,750,000-4,999,999	0	0	0.0	0	0	0.0
5,000,000+	0	0	0.0	0	0	0.0	5,000,000+	0	0	0.0	0	0	0.0
Totals	45	56	-19.6	95	124	-23.4	Totals	12	12	0.0	59	55	7.3

All information is subject to change, is deemed reliable but is not guaranteed, and should be independently verified. The information being provided is for consumers' personal, non-commercial use and may not be used for any other purpose other than to identify prospective properties consumers may be interested in purchasing. © 2017 Montana Regional MLS, LLC and FBS. All Rights Reserved. Prepared by Rhiannon Coburn on Tuesday, June 06, 2017 4:14 PM.