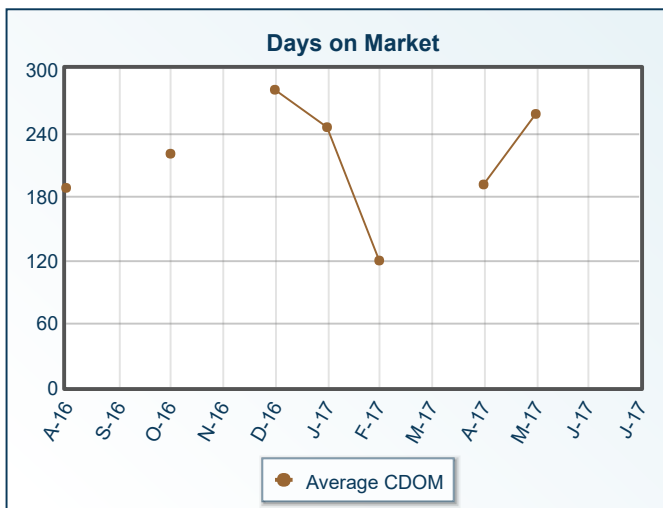
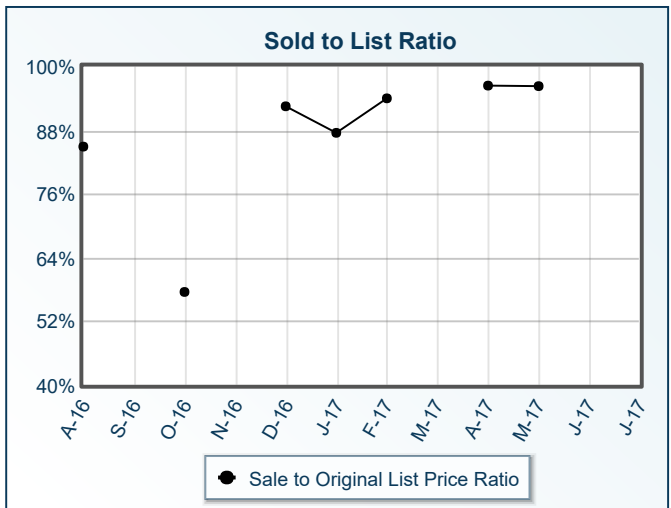
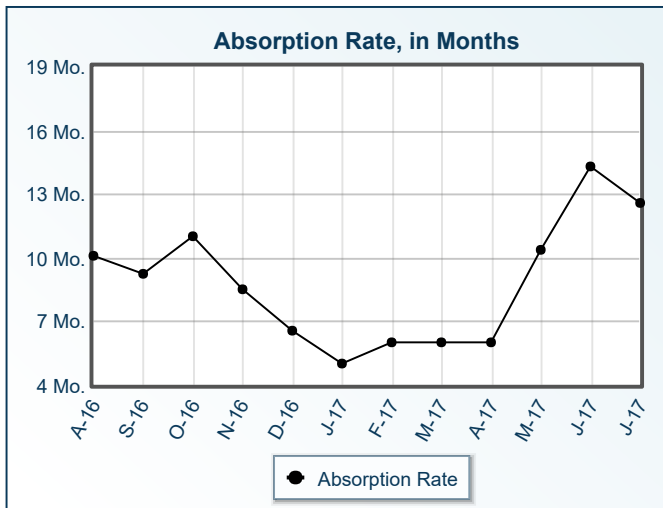
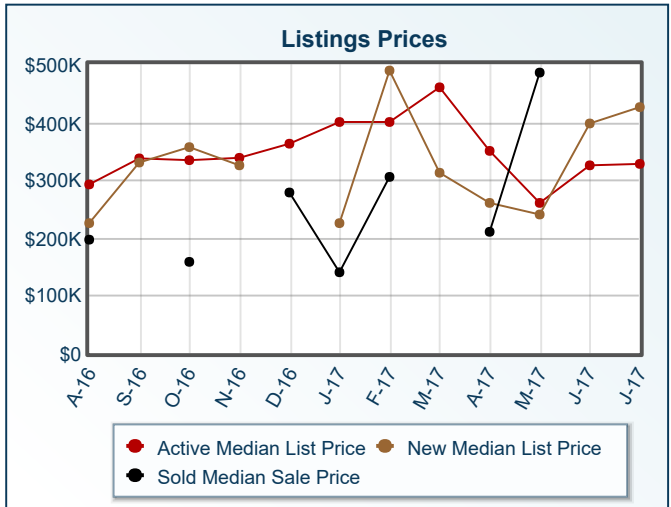
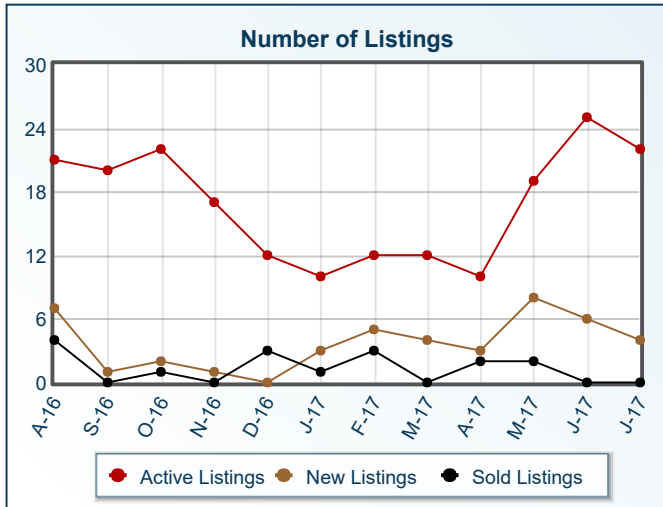


# Market Summary

59823 Residential, July 2017



<b>Summary Statistics</b>						
	<b>Jul-17</b>	<b>Jul-16</b>	<b>% Chg</b>	<b>2017 YTD</b>	<b>2016 YTD</b>	<b>% Chg</b>
Absorption Rate	12.57	10.96	14.69	8.6	9.07	-5.18
Average List Price	\$432,955	\$415,038	4.32	\$431,645	\$385,893	11.86
Median List Price	\$327,500	\$325,000	0.77	\$330,000	\$325,000	1.54
Average Sale Price	N/A	\$318,400	N/A	\$314,125	\$329,719	-4.73
Median Sale Price	N/A	\$295,000	N/A	\$265,000	\$295,300	-10.26
Average CDOM	N/A	129	N/A	187	164	14.02
Median CDOM	N/A	111	N/A	170	133	27.82

<b>Sold Listings</b>	<b>This Month</b>			<b>Year to Date</b>			<b>Pending Listings</b>	<b>This Month</b>			<b>Year to Date</b>		
	<b>2017</b>	<b>2016</b>	<b>% Chg</b>	<b>2017</b>	<b>2016</b>	<b>% Chg</b>		<b>2017</b>	<b>2016</b>	<b>% Chg</b>	<b>2017</b>	<b>2016</b>	<b>% Chg</b>
	0-99,999	0	0	0.0	0	0		0.0	0-99,999	0	0	0.0	0
100,000-149,999	0	0	0.0	1	1	0.0	100,000-149,999	0	1	-100.0	0	2	-100.0
150,000-199,999	0	0	0.0	2	2	0.0	150,000-199,999	0	0	0.0	2	1	100.0
200,000-249,999	0	1	-100.0	1	2	-50.0	200,000-249,999	2	0	N/A	4	6	-33.3
250,000-299,999	0	2	-100.0	0	4	-100.0	250,000-299,999	0	1	-100.0	0	5	-100.0
300,000-349,999	0	1	-100.0	1	2	-50.0	300,000-349,999	2	0	N/A	3	2	50.0
350,000-399,999	0	0	0.0	0	1	-100.0	350,000-399,999	1	0	N/A	2	1	100.0
400,000-449,999	0	0	0.0	0	1	-100.0	400,000-449,999	0	0	0.0	0	1	-100.0
450,000-499,999	0	1	-100.0	3	2	50.0	450,000-499,999	0	0	0.0	2	2	0.0
500,000-549,999	0	0	0.0	0	0	0.0	500,000-549,999	0	0	0.0	1	0	N/A
550,000-599,999	0	0	0.0	0	0	0.0	550,000-599,999	1	0	N/A	1	1	0.0
600,000-649,999	0	0	0.0	0	0	0.0	600,000-649,999	0	0	0.0	0	1	-100.0
650,000-699,999	0	0	0.0	0	0	0.0	650,000-699,999	0	0	0.0	0	0	0.0
700,000-749,999	0	0	0.0	0	0	0.0	700,000-749,999	0	0	0.0	0	1	-100.0
750,000-799,999	0	0	0.0	0	1	-100.0	750,000-799,999	0	0	0.0	0	0	0.0
800,000-849,999	0	0	0.0	0	0	0.0	800,000-849,999	0	0	0.0	0	0	0.0
850,000-899,999	0	0	0.0	0	0	0.0	850,000-899,999	0	0	0.0	0	0	0.0
900,000-949,999	0	0	0.0	0	0	0.0	900,000-949,999	0	0	0.0	0	0	0.0
950,000-999,999	0	0	0.0	0	0	0.0	950,000-999,999	0	0	0.0	0	0	0.0
1,000,000-1,099,999	0	0	0.0	0	0	0.0	1,000,000-1,099,999	0	0	0.0	0	0	0.0
1,100,000-1,199,999	0	0	0.0	0	0	0.0	1,100,000-1,199,999	0	0	0.0	0	0	0.0
1,200,000-1,299,999	0	0	0.0	0	0	0.0	1,200,000-1,299,999	0	0	0.0	0	0	0.0
1,300,000-1,399,999	0	0	0.0	0	0	0.0	1,300,000-1,399,999	0	0	0.0	1	1	0.0
1,400,000-1,499,999	0	0	0.0	0	0	0.0	1,400,000-1,499,999	0	0	0.0	0	0	0.0
1,500,000-1,599,999	0	0	0.0	0	0	0.0	1,500,000-1,599,999	0	0	0.0	0	0	0.0
1,600,000-1,699,999	0	0	0.0	0	0	0.0	1,600,000-1,699,999	0	0	0.0	0	0	0.0
1,700,000-1,799,999	0	0	0.0	0	0	0.0	1,700,000-1,799,999	0	0	0.0	0	0	0.0
1,800,000-1,899,999	0	0	0.0	0	0	0.0	1,800,000-1,899,999	0	0	0.0	0	0	0.0
1,900,000-1,999,999	0	0	0.0	0	0	0.0	1,900,000-1,999,999	0	0	0.0	0	0	0.0
2,000,000-2,249,999	0	0	0.0	0	0	0.0	2,000,000-2,249,999	0	0	0.0	0	0	0.0
2,250,000-2,499,999	0	0	0.0	0	0	0.0	2,250,000-2,499,999	0	0	0.0	0	0	0.0
2,500,000-2,749,999	0	0	0.0	0	0	0.0	2,500,000-2,749,999	0	0	0.0	0	0	0.0
2,750,000-2,999,999	0	0	0.0	0	0	0.0	2,750,000-2,999,999	0	0	0.0	0	0	0.0
3,000,000-3,249,999	0	0	0.0	0	0	0.0	3,000,000-3,249,999	0	0	0.0	0	0	0.0
3,250,000-3,499,999	0	0	0.0	0	0	0.0	3,250,000-3,499,999	0	0	0.0	0	0	0.0
3,500,000-3,749,999	0	0	0.0	0	0	0.0	3,500,000-3,749,999	0	0	0.0	0	0	0.0
3,750,000-3,999,999	0	0	0.0	0	0	0.0	3,750,000-3,999,999	0	0	0.0	0	0	0.0
4,000,000-4,249,999	0	0	0.0	0	0	0.0	4,000,000-4,249,999	0	0	0.0	0	0	0.0
4,250,000-4,499,999	0	0	0.0	0	0	0.0	4,250,000-4,499,999	0	0	0.0	0	0	0.0
4,500,000-4,749,999	0	0	0.0	0	0	0.0	4,500,000-4,749,999	0	0	0.0	0	0	0.0
4,750,000-4,999,999	0	0	0.0	0	0	0.0	4,750,000-4,999,999	0	0	0.0	0	0	0.0
5,000,000+	0	0	0.0	0	0	0.0	5,000,000+	0	0	0.0	0	0	0.0
<b>Totals</b>	<b>0</b>	<b>5</b>	<b>-100.0</b>	<b>8</b>	<b>16</b>	<b>-50.0</b>	<b>Totals</b>	<b>6</b>	<b>2</b>	<b>200.0</b>	<b>16</b>	<b>24</b>	<b>-33.3</b>

Active Listings	This Month			Year to Date			New Listings	This Month			Year to Date		
	2017	2016	% Chg	2017	2016	% Chg		2017	2016	% Chg	2017	2016	% Chg
	0-99,999	0	0	0.0	0	0		0.0	0-99,999	0	0	0.0	0
100,000-149,999	0	1	-100.0	0	2	-100.0	100,000-149,999	0	1	-100.0	0	1	-100.0
150,000-199,999	3	5	-40.0	7	6	16.7	150,000-199,999	0	0	0.0	6	4	50.0
200,000-249,999	5	2	150.0	8	8	0.0	200,000-249,999	1	0	N/A	7	2	250.0
250,000-299,999	2	2	0.0	2	6	-66.7	250,000-299,999	0	1	-100.0	2	4	-50.0
300,000-349,999	2	4	-50.0	5	7	-28.6	300,000-349,999	0	0	0.0	3	5	-40.0
350,000-399,999	4	1	300.0	5	3	66.7	350,000-399,999	1	0	N/A	4	0	N/A
400,000-449,999	1	1	0.0	2	1	100.0	400,000-449,999	0	1	-100.0	2	1	100.0
450,000-499,999	2	1	100.0	5	4	25.0	450,000-499,999	1	0	N/A	4	2	100.0
500,000-549,999	0	2	-100.0	2	2	0.0	500,000-549,999	0	0	0.0	0	2	-100.0
550,000-599,999	0	0	0.0	1	2	-50.0	550,000-599,999	0	0	0.0	1	1	0.0
600,000-649,999	1	1	0.0	1	2	-50.0	600,000-649,999	0	0	0.0	0	0	0.0
650,000-699,999	0	0	0.0	1	0	N/A	650,000-699,999	1	0	N/A	1	0	N/A
700,000-749,999	1	0	N/A	2	1	100.0	700,000-749,999	0	0	0.0	2	0	N/A
750,000-799,999	0	0	0.0	0	0	0.0	750,000-799,999	0	0	0.0	0	0	0.0
800,000-849,999	0	0	0.0	0	0	0.0	800,000-849,999	0	0	0.0	0	0	0.0
850,000-899,999	0	0	0.0	0	0	0.0	850,000-899,999	0	0	0.0	0	0	0.0
900,000-949,999	0	0	0.0	0	0	0.0	900,000-949,999	0	0	0.0	0	0	0.0
950,000-999,999	0	0	0.0	0	0	0.0	950,000-999,999	0	0	0.0	0	0	0.0
1,000,000-1,099,999	0	0	0.0	0	0	0.0	1,000,000-1,099,999	0	0	0.0	0	0	0.0
1,100,000-1,199,999	0	0	0.0	0	0	0.0	1,100,000-1,199,999	0	0	0.0	0	0	0.0
1,200,000-1,299,999	0	0	0.0	0	0	0.0	1,200,000-1,299,999	0	0	0.0	0	0	0.0
1,300,000-1,399,999	0	0	0.0	1	0	N/A	1,300,000-1,399,999	0	0	0.0	1	0	N/A
1,400,000-1,499,999	0	0	0.0	0	0	0.0	1,400,000-1,499,999	0	0	0.0	0	0	0.0
1,500,000-1,599,999	0	0	0.0	0	0	0.0	1,500,000-1,599,999	0	0	0.0	0	0	0.0
1,600,000-1,699,999	0	0	0.0	0	0	0.0	1,600,000-1,699,999	0	0	0.0	0	0	0.0
1,700,000-1,799,999	0	0	0.0	0	0	0.0	1,700,000-1,799,999	0	0	0.0	0	0	0.0
1,800,000-1,899,999	0	0	0.0	0	0	0.0	1,800,000-1,899,999	0	0	0.0	0	0	0.0
1,900,000-1,999,999	0	0	0.0	0	0	0.0	1,900,000-1,999,999	0	0	0.0	0	0	0.0
2,000,000-2,249,999	0	0	0.0	0	0	0.0	2,000,000-2,249,999	0	0	0.0	0	0	0.0
2,250,000-2,499,999	1	1	0.0	1	1	0.0	2,250,000-2,499,999	0	0	0.0	0	0	0.0
2,500,000-2,749,999	0	0	0.0	0	0	0.0	2,500,000-2,749,999	0	0	0.0	0	0	0.0
2,750,000-2,999,999	0	0	0.0	0	0	0.0	2,750,000-2,999,999	0	0	0.0	0	0	0.0
3,000,000-3,249,999	0	0	0.0	0	0	0.0	3,000,000-3,249,999	0	0	0.0	0	0	0.0
3,250,000-3,499,999	0	0	0.0	0	0	0.0	3,250,000-3,499,999	0	0	0.0	0	0	0.0
3,500,000-3,749,999	0	0	0.0	0	0	0.0	3,500,000-3,749,999	0	0	0.0	0	0	0.0
3,750,000-3,999,999	0	0	0.0	0	0	0.0	3,750,000-3,999,999	0	0	0.0	0	0	0.0
4,000,000-4,249,999	0	0	0.0	0	0	0.0	4,000,000-4,249,999	0	0	0.0	0	0	0.0
4,250,000-4,499,999	0	0	0.0	0	0	0.0	4,250,000-4,499,999	0	0	0.0	0	0	0.0
4,500,000-4,749,999	0	0	0.0	0	0	0.0	4,500,000-4,749,999	0	0	0.0	0	0	0.0
4,750,000-4,999,999	0	0	0.0	0	0	0.0	4,750,000-4,999,999	0	0	0.0	0	0	0.0
5,000,000+	0	0	0.0	0	0	0.0	5,000,000+	0	0	0.0	0	0	0.0
Totals	22	21	4.8	43	45	-4.4	Totals	4	3	33.3	33	22	50.0

All information is subject to change, is deemed reliable but is not guaranteed, and should be independently verified. The information being provided is for consumers' personal, non-commercial use and may not be used for any other purpose other than to identify prospective properties consumers may be interested in purchasing. © 2017 Montana Regional MLS, LLC and FBS. All Rights Reserved. Prepared by Rhiannon Coburn on Saturday, August 05, 2017 8:17 AM.