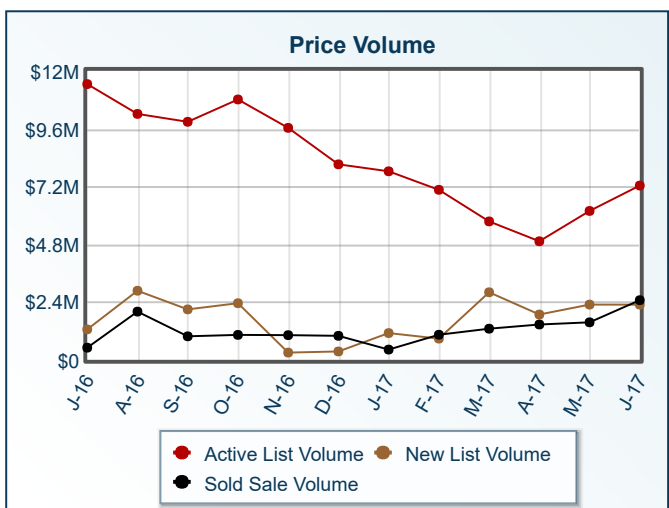
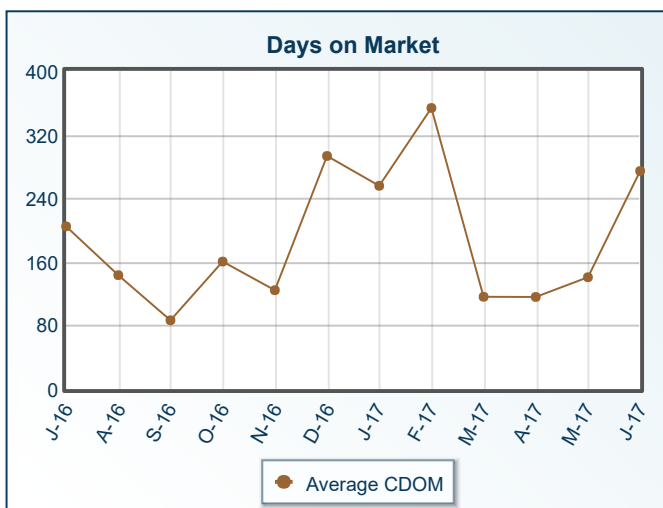
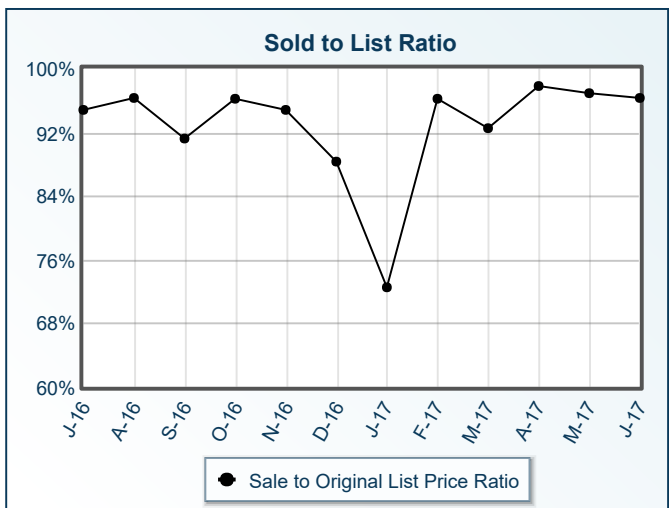
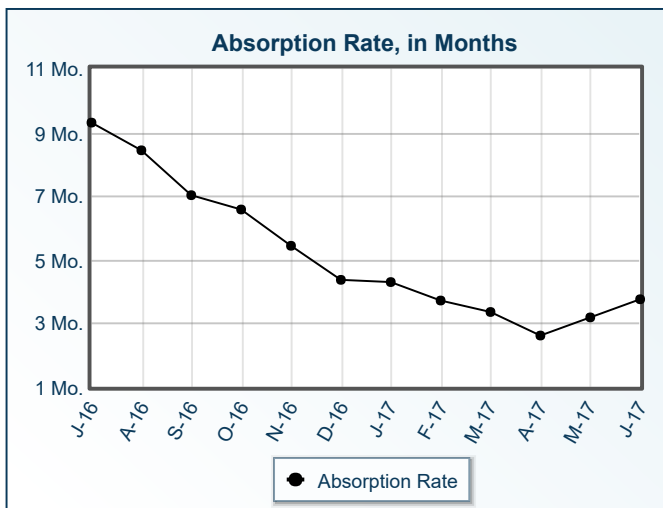
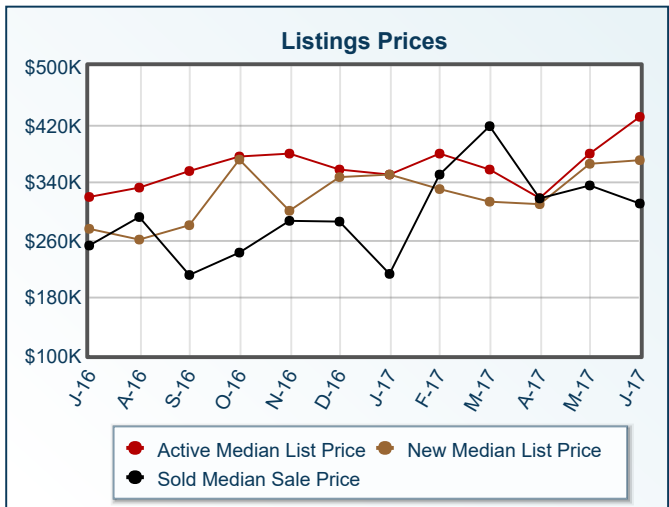
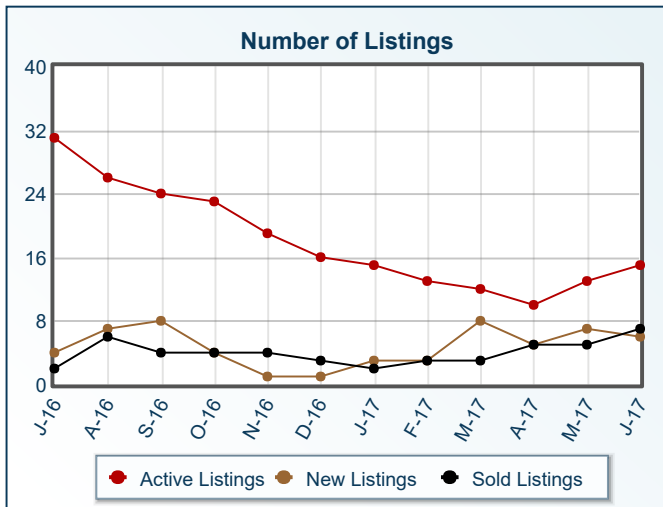


Market Summary

Frenchtown Residential, June 2017



Summary Statistics						
	Jun-17	Jun-16	% Chg	2017 YTD	2016 YTD	% Chg
Absorption Rate	3.75	10.97	-65.82	3.48	10.51	-66.89
Average List Price	\$482,433	\$389,269	23.93	\$405,693	\$367,199	10.48
Median List Price	\$429,900	\$328,250	30.97	\$332,400	\$319,000	4.20
Average Sale Price	\$353,704	\$287,914	22.85	\$330,259	\$330,466	-0.06
Median Sale Price	\$309,900	\$275,000	12.69	\$325,000	\$320,000	1.56
Average CDOM	274	127	115.75	204	154	32.47
Median CDOM	95	115	-17.39	90	127	-29.13

Sold Listings	This Month			Year to Date			Pending Listings	This Month			Year to Date		
	2017	2016	% Chg	2017	2016	% Chg		2017	2016	% Chg	2017	2016	% Chg
	0-99,999	0	0	0.0	1	0		N/A	0-99,999	0	0	0.0	0
100,000-149,999	0	1	-100.0	1	1	0.0	100,000-149,999	0	0	0.0	1	1	0.0
150,000-199,999	0	1	-100.0	1	1	0.0	150,000-199,999	0	0	0.0	2	2	0.0
200,000-249,999	0	0	0.0	0	1	-100.0	200,000-249,999	0	0	0.0	0	3	-100.0
250,000-299,999	2	3	-33.3	4	5	-20.0	250,000-299,999	2	1	100.0	7	8	-12.5
300,000-349,999	2	0	N/A	7	2	250.0	300,000-349,999	1	2	-50.0	7	5	40.0
350,000-399,999	1	1	0.0	6	5	20.0	350,000-399,999	1	0	N/A	4	6	-33.3
400,000-449,999	0	0	0.0	2	2	0.0	400,000-449,999	0	0	0.0	3	7	-57.1
450,000-499,999	1	0	N/A	1	1	0.0	450,000-499,999	0	0	0.0	1	3	-66.7
500,000-549,999	1	1	0.0	1	1	0.0	500,000-549,999	0	0	0.0	1	0	N/A
550,000-599,999	0	0	0.0	1	0	N/A	550,000-599,999	0	0	0.0	1	1	0.0
600,000-649,999	0	0	0.0	0	0	0.0	600,000-649,999	0	0	0.0	0	0	0.0
650,000-699,999	0	0	0.0	0	0	0.0	650,000-699,999	0	1	-100.0	0	1	-100.0
700,000-749,999	0	0	0.0	0	0	0.0	700,000-749,999	0	0	0.0	0	0	0.0
750,000-799,999	0	0	0.0	0	0	0.0	750,000-799,999	0	0	0.0	0	0	0.0
800,000-849,999	0	0	0.0	0	0	0.0	800,000-849,999	0	0	0.0	0	0	0.0
850,000-899,999	0	0	0.0	0	0	0.0	850,000-899,999	0	0	0.0	0	0	0.0
900,000-949,999	0	0	0.0	0	0	0.0	900,000-949,999	0	0	0.0	0	0	0.0
950,000-999,999	0	0	0.0	0	0	0.0	950,000-999,999	0	0	0.0	0	0	0.0
1,000,000-1,099,999	0	0	0.0	0	0	0.0	1,000,000-1,099,999	0	0	0.0	0	0	0.0
1,100,000-1,199,999	0	0	0.0	0	0	0.0	1,100,000-1,199,999	0	0	0.0	0	0	0.0
1,200,000-1,299,999	0	0	0.0	0	0	0.0	1,200,000-1,299,999	0	0	0.0	0	1	-100.0
1,300,000-1,399,999	0	0	0.0	0	0	0.0	1,300,000-1,399,999	0	0	0.0	0	0	0.0
1,400,000-1,499,999	0	0	0.0	0	0	0.0	1,400,000-1,499,999	0	0	0.0	0	0	0.0
1,500,000-1,599,999	0	0	0.0	0	0	0.0	1,500,000-1,599,999	0	0	0.0	0	0	0.0
1,600,000-1,699,999	0	0	0.0	0	0	0.0	1,600,000-1,699,999	0	0	0.0	0	0	0.0
1,700,000-1,799,999	0	0	0.0	0	0	0.0	1,700,000-1,799,999	0	0	0.0	0	0	0.0
1,800,000-1,899,999	0	0	0.0	0	0	0.0	1,800,000-1,899,999	0	0	0.0	0	0	0.0
1,900,000-1,999,999	0	0	0.0	0	0	0.0	1,900,000-1,999,999	0	0	0.0	0	0	0.0
2,000,000-2,249,999	0	0	0.0	0	0	0.0	2,000,000-2,249,999	0	0	0.0	0	0	0.0
2,250,000-2,499,999	0	0	0.0	0	0	0.0	2,250,000-2,499,999	0	0	0.0	0	0	0.0
2,500,000-2,749,999	0	0	0.0	0	0	0.0	2,500,000-2,749,999	0	0	0.0	0	0	0.0
2,750,000-2,999,999	0	0	0.0	0	0	0.0	2,750,000-2,999,999	0	0	0.0	0	0	0.0
3,000,000-3,249,999	0	0	0.0	0	0	0.0	3,000,000-3,249,999	0	0	0.0	0	0	0.0
3,250,000-3,499,999	0	0	0.0	0	0	0.0	3,250,000-3,499,999	0	0	0.0	0	0	0.0
3,500,000-3,749,999	0	0	0.0	0	0	0.0	3,500,000-3,749,999	0	0	0.0	0	0	0.0
3,750,000-3,999,999	0	0	0.0	0	0	0.0	3,750,000-3,999,999	0	0	0.0	0	0	0.0
4,000,000-4,249,999	0	0	0.0	0	0	0.0	4,000,000-4,249,999	0	0	0.0	0	0	0.0
4,250,000-4,499,999	0	0	0.0	0	0	0.0	4,250,000-4,499,999	0	0	0.0	0	0	0.0
4,500,000-4,749,999	0	0	0.0	0	0	0.0	4,500,000-4,749,999	0	0	0.0	0	0	0.0
4,750,000-4,999,999	0	0	0.0	0	0	0.0	4,750,000-4,999,999	0	0	0.0	0	0	0.0
5,000,000+	0	0	0.0	0	0	0.0	5,000,000+	0	0	0.0	0	0	0.0
Totals	7	7	0.0	25	19	31.6	Totals	4	4	0.0	27	38	-28.9

Active Listings							New Listings						
	This Month			Year to Date				This Month			Year to Date		
	2017	2016	% Chg	2017	2016	% Chg		2017	2016	% Chg	2017	2016	% Chg
0-99,999	0	0	0.0	0	0	0.0	0-99,999	0	0	0.0	0	0	0.0
100,000-149,999	0	0	0.0	1	2	-50.0	100,000-149,999	0	1	-100.0	1	2	-50.0
150,000-199,999	1	1	0.0	3	2	50.0	150,000-199,999	0	0	0.0	3	1	200.0
200,000-249,999	1	1	0.0	1	5	-80.0	200,000-249,999	0	2	-100.0	1	5	-80.0
250,000-299,999	2	12	-83.3	12	23	-47.8	250,000-299,999	2	0	N/A	7	18	-61.1
300,000-349,999	1	6	-83.3	7	12	-41.7	300,000-349,999	1	1	0.0	5	6	-16.7
350,000-399,999	2	6	-66.7	6	12	-50.0	350,000-399,999	0	0	0.0	5	6	-16.7
400,000-449,999	3	1	200.0	6	7	-14.3	400,000-449,999	2	0	N/A	5	3	66.7
450,000-499,999	0	0	0.0	1	3	-66.7	450,000-499,999	0	0	0.0	0	2	-100.0
500,000-549,999	2	0	N/A	4	0	N/A	500,000-549,999	1	0	N/A	4	0	N/A
550,000-599,999	1	2	-50.0	2	3	-33.3	550,000-599,999	0	0	0.0	1	1	0.0
600,000-649,999	0	0	0.0	0	0	0.0	600,000-649,999	0	0	0.0	0	0	0.0
650,000-699,999	0	1	-100.0	0	1	-100.0	650,000-699,999	0	0	0.0	0	0	0.0
700,000-749,999	0	0	0.0	0	0	0.0	700,000-749,999	0	0	0.0	0	0	0.0
750,000-799,999	0	0	0.0	0	0	0.0	750,000-799,999	0	0	0.0	0	0	0.0
800,000-849,999	0	0	0.0	0	0	0.0	800,000-849,999	0	0	0.0	0	0	0.0
850,000-899,999	0	0	0.0	0	0	0.0	850,000-899,999	0	0	0.0	0	0	0.0
900,000-949,999	0	0	0.0	0	0	0.0	900,000-949,999	0	0	0.0	0	0	0.0
950,000-999,999	1	0	N/A	1	0	N/A	950,000-999,999	0	0	0.0	0	0	0.0
1,000,000-1,099,999	0	1	-100.0	0	1	-100.0	1,000,000-1,099,999	0	0	0.0	0	1	-100.0
1,100,000-1,199,999	0	0	0.0	0	0	0.0	1,100,000-1,199,999	0	0	0.0	0	0	0.0
1,200,000-1,299,999	1	1	0.0	1	2	-50.0	1,200,000-1,299,999	0	0	0.0	0	1	-100.0
1,300,000-1,399,999	0	0	0.0	1	0	N/A	1,300,000-1,399,999	0	0	0.0	0	0	0.0
1,400,000-1,499,999	0	0	0.0	0	0	0.0	1,400,000-1,499,999	0	0	0.0	0	0	0.0
1,500,000-1,599,999	0	0	0.0	0	0	0.0	1,500,000-1,599,999	0	0	0.0	0	0	0.0
1,600,000-1,699,999	0	0	0.0	0	0	0.0	1,600,000-1,699,999	0	0	0.0	0	0	0.0
1,700,000-1,799,999	0	0	0.0	0	0	0.0	1,700,000-1,799,999	0	0	0.0	0	0	0.0
1,800,000-1,899,999	0	0	0.0	0	0	0.0	1,800,000-1,899,999	0	0	0.0	0	0	0.0
1,900,000-1,999,999	0	0	0.0	0	0	0.0	1,900,000-1,999,999	0	0	0.0	0	0	0.0
2,000,000-2,249,999	0	0	0.0	0	0	0.0	2,000,000-2,249,999	0	0	0.0	0	0	0.0
2,250,000-2,499,999	0	0	0.0	0	0	0.0	2,250,000-2,499,999	0	0	0.0	0	0	0.0
2,500,000-2,749,999	0	0	0.0	0	0	0.0	2,500,000-2,749,999	0	0	0.0	0	0	0.0
2,750,000-2,999,999	0	0	0.0	0	0	0.0	2,750,000-2,999,999	0	0	0.0	0	0	0.0
3,000,000-3,249,999	0	0	0.0	0	0	0.0	3,000,000-3,249,999	0	0	0.0	0	0	0.0
3,250,000-3,499,999	0	0	0.0	0	0	0.0	3,250,000-3,499,999	0	0	0.0	0	0	0.0
3,500,000-3,749,999	0	0	0.0	0	0	0.0	3,500,000-3,749,999	0	0	0.0	0	0	0.0
3,750,000-3,999,999	0	0	0.0	0	0	0.0	3,750,000-3,999,999	0	0	0.0	0	0	0.0
4,000,000-4,249,999	0	0	0.0	0	0	0.0	4,000,000-4,249,999	0	0	0.0	0	0	0.0
4,250,000-4,499,999	0	0	0.0	0	0	0.0	4,250,000-4,499,999	0	0	0.0	0	0	0.0
4,500,000-4,749,999	0	0	0.0	0	0	0.0	4,500,000-4,749,999	0	0	0.0	0	0	0.0
4,750,000-4,999,999	0	0	0.0	0	0	0.0	4,750,000-4,999,999	0	0	0.0	0	0	0.0
5,000,000+	0	0	0.0	0	0	0.0	5,000,000+	0	0	0.0	0	0	0.0
Totals	15	32	-53.1	46	73	-37.0	Totals	6	4	50.0	32	46	-30.4

All information is subject to change, is deemed reliable but is not guaranteed, and should be independently verified. The information being provided is for consumers' personal, non-commercial use and may not be used for any other purpose other than to identify prospective properties consumers may be interested in purchasing. © 2017 Montana Regional MLS, LLC and FBS. All Rights Reserved. Prepared by Rhiannon Coburn on Monday, July 10, 2017 11:53 AM.